



STPAUL.GOV

**CITY OF SAINT PAUL HOUSING AND REDEVELOPMENT AUTHORITY**


# **The Harken Highland Bridge – CommonBond II**



# FORD SITE MASTER PLAN: AFFORDABLE HOUSING GOALS

- **20%** of all estimated 3,800 housing units shall be affordable (**or approximately 760 units**) with:
  - **5%** affordable to households earning **60% AMI\*** (**190 units**)
  - **5%** affordable to households earning **50% AMI\*** (**190 units**)
  - **10%** affordable to households earning **30% AMI\*** (**380 units**)

\* The current Area Median Income (AMI) for a household of four is \$124,900



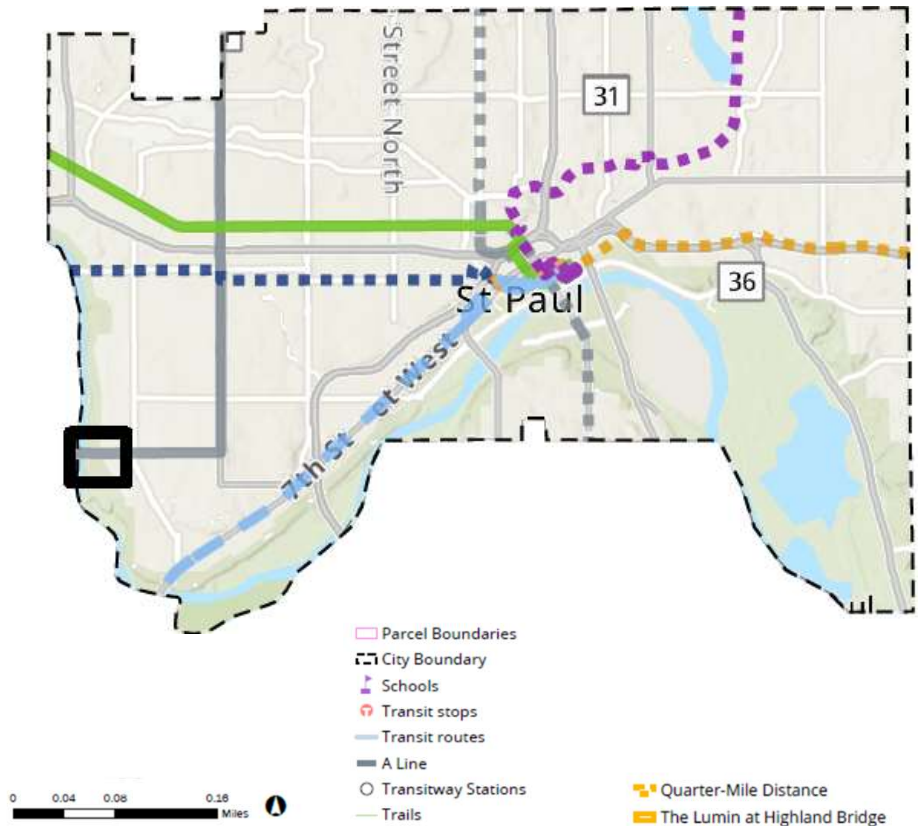
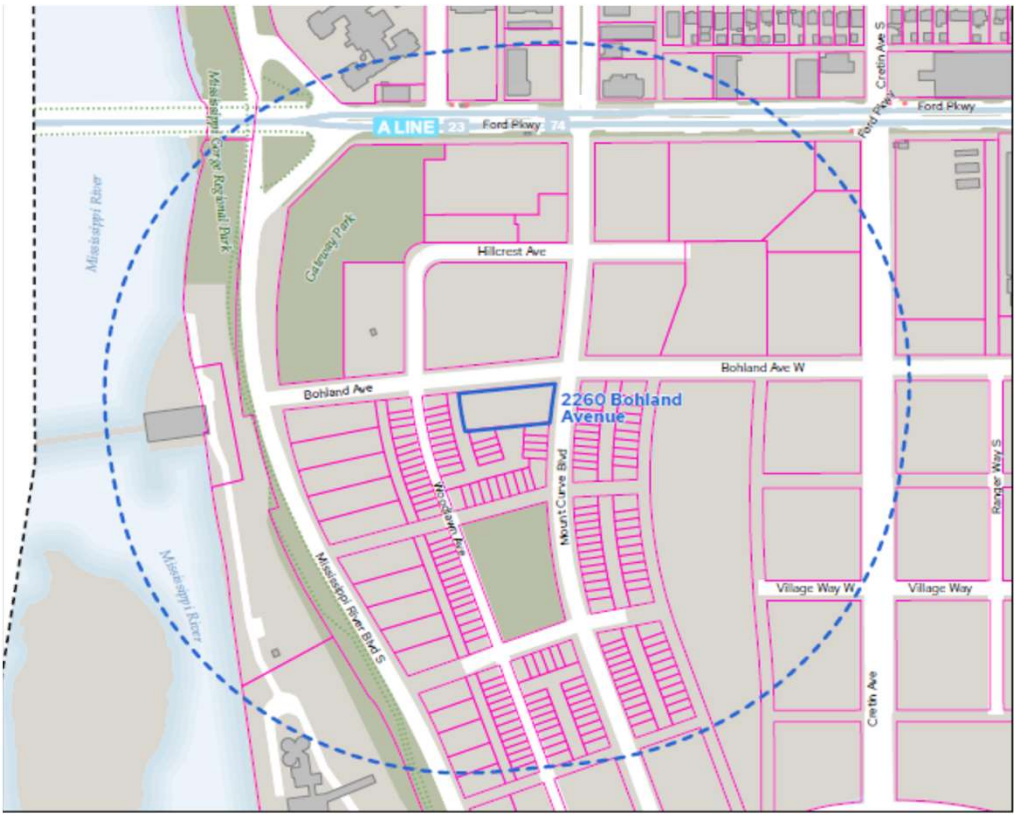


## 20% goal or approximately 760 affordable units

Affordability Type	Units Planned	The Collection	The Lumin	Nellie Francis	Restoring Waters	CB Ford Phase II	TOTAL Completed or Underway
Affordable at 60% AMI in market rate rental	31	3	0	0	0	0	3 <i>(1% of goal)</i>
Affordable ownership row homes	6	0	0	0	0	0	0 <i>(0% of goal)</i>
Affordable rental at 30% AMI	380	0	60	0	60	45	165 <i>(43% of goal)</i>
Affordable rental at 50% AMI	190	0	0	15	0	15	30 <i>(16% of goal)</i>
Affordable rental at 60% AMI	156	0	0	60	0	0	60 <i>(38% of goal)</i>
<b>TOTAL</b>	<b>763</b>	<b>3</b>	<b>60</b>	<b>75</b>	<b>60</b>	<b>60</b>	<b>258</b> <b><i>(34% of total goal)</i></b>

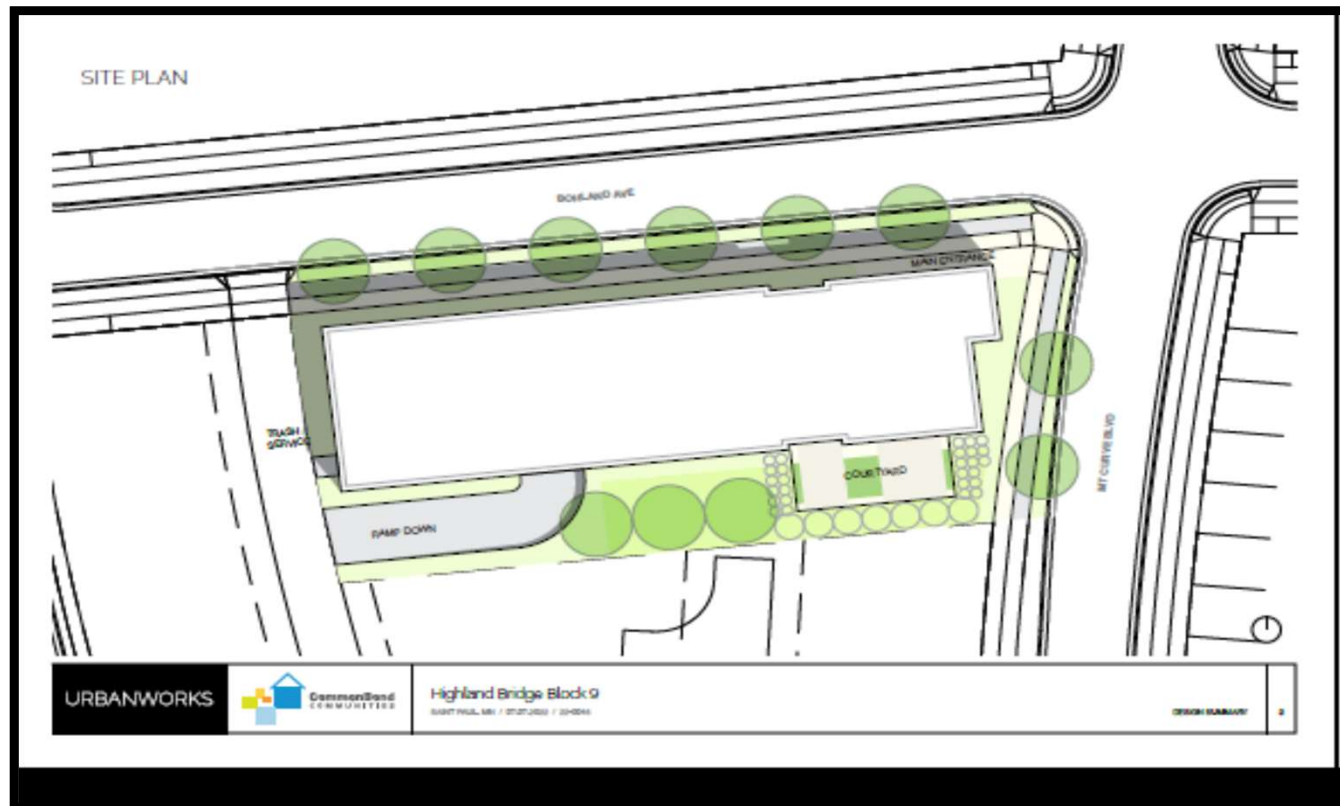


# COMMONBOND SITE II - THE HARKEN





# THE HARKEN- SITE PLAN





# PROJECT DESCRIPTION

- 60 units of senior housing for households with incomes at or below 30% and 50% AMI
- Developer: CommonBond Communities
- Architect: UrbanWorks
- General Contractor: Frana Companies
- Amenities:
  - Activity and community rooms
  - On-site management office
  - Underground parking
  - Bike storage



# RENT AND INCOME RESTRICTIONS FOR 40 YEARS

# OF UNITS	SIZE	CONTRACT RENT	INCOME LIMIT*
2	1 bedroom	\$734	30% AMI
5	1 bedroom	\$985	30% AMI
38	1 bedroom	\$1,327	30% AMI
9	1 bedroom	\$1,165	50% AMI
6	2 bedroom	\$1,397	50% AMI

\* Current 2024 annual 30% and 50% area median income limits by household size:

	# of household members			
AMI	1	2	3	4
30%	\$ 26,100	\$ 29,800	\$ 33,550	\$ 37,250
50%	\$ 43,500	\$ 49,700	\$ 55,900	\$ 62,100



## SOURCES AND USES OF FUNDING

SOURCE OF FUNDS	
First Mortgage	\$3,120,000
LIHTC Tax Credit Equity	\$6,915,888
City ARPA	\$4,900,000
Ramsey County ARPA	\$2,400,000
MHFA ERA2 Funds	\$4,165,000
Met Council LCDA	\$575,000
Sale & Energy Rebates	\$504,196
Deferred Developer Fee	\$236,609
<b>Total</b>	<b>\$22,816,693</b>

USES OF FUNDS	
Acquisition	\$1,180,000
Construction Costs	\$15,972,682
Professional Services and Third-Party Reports	\$1,761,775
Bond, Tax Credit and Other Financing Costs	\$1,608,873
Reserves	\$435,775
Developer Fee	\$2,000,000
<b>Total</b>	<b>\$22,816,693</b>



# Questions?



**SAINT PAUL**  
MINNESOTA

[STPAUL.GOV](http://STPAUL.GOV)