



Saint Paul Minnesota

The most livable city in America

2020 Budget & Property Tax Overview

Community Discussion

August 28, 2019

Overview

- ☐ 2020 Budget Process Overview
- ☐ Property Tax Overview
- ☐ Resources



Saint Paul Minnesota
The most livable city in America

2020 Budget Process Video

Video



Saint Paul Minnesota
The most livable city in America

Property Tax Overview

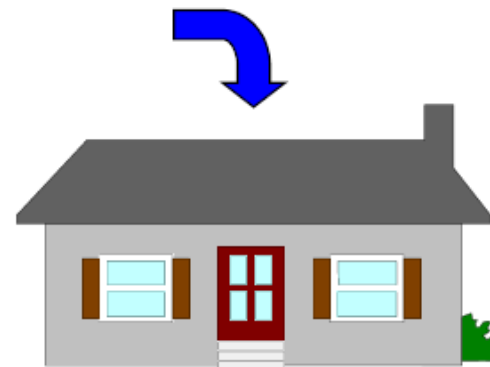


Saint Paul Minnesota
The most livable city in America

Who Determines Your Property Tax?

State Legislature

- Sets Property Tax Policy
- Establishes Property Classes & Class Rates
- Determines Levels of State Aid
- Underfunded Mandates to Local Governments
- Levies State Business Tax



Property Tax

Taxing Jurisdictions

- Determines Levy Amount

County Assessor

- Determines Market Value
- Assigns Property Class



Saint Paul Minnesota

The most livable city in America

Why do property taxes change?

Market
value
changes



Market
value of
other
properties
change



Legislative
Changes



Local
taxing
jurisdiction
levy
change



Saint Paul Minnesota
The most livable city in America

2020 Property Tax Environment

- ❑ Property values continue to grow, the overall estimated market values are up 6.4% from the prior year with values.
- ❑ Significant property tax shifts continue among properties across the city.
- ❑ Gain in Fiscal Disparity distribution based on State Formula



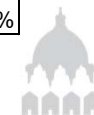
Factors Affecting Payable 2020 St. Paul Property Taxes
For a Median Value Single Family Home of \$199,800
Assuming a 7.3% Increase in Estimated Market Value and
Assuming No Change in City Levy

Example

Factors	Amount
Final Payable 2019 Total Tax (\$186,200 EMV Home)	\$ 2,828
Gain of Fiscal Disparities	\$ (76)
Change in Homestead Exclusion Benefit	16
Other Shifts	45
Total Decrease Due to Tax Shifts	\$ (15)
County Levy	\$ 47
Regional Rail Levy	5
School District Levy	-
City Levy	-
Other Special Taxing Districts Levy	-
Total Increase Due To Changes in Levy	\$ 52
Estimated Payable 2020 Total Tax (\$199,800 EMV Home)	\$ 2,865

Change that will appear on Proposed Notice
\$ 57
6
(29)
2
1
\$ 37
Perc Change
1.3%

Assumptions:	2019 Levy	2020 Levy	Levy Change	% Change
County Levy	\$ 318,453,646	\$ 333,577,720	\$ 15,124,074	4.7%
St Paul Levy	156,052,538	156,052,538	-	0.0%
ISD 625 Levy	178,694,997	178,694,997	-	0.0%
Regional Rail Authority Levy	24,273,554	25,964,032	1,690,478	7.0%
St. Paul HRA	4,185,264	4,185,264	-	0.0%



Saint Paul Minnesota
The most livable city in America

**Median Estimated Market Value of Residential Property
By St. Paul Planning District
Taxes Payable Year 2019 to Estimated 2020**

Values as of: For Taxes Payable In:	Median Estimated Home Market Values		
	01/02/18 2019	01/02/19 2020	% Change From '19 - '20
Planning District			
1. Sunray/Battlecreek/Highwood	\$181,900	\$193,300	6.3%
2. Greater East Side	165,900	172,700	4.1%
3. West Side	158,600	171,600	8.2%
4. Dayton's Bluff	128,100	146,900	14.7%
5. Payne/Phalen	144,900	162,000	11.8%
6. North End	131,200	149,000	13.6%
7. Thomas Dale	129,900	154,100	18.6%
8. Summit/University	213,800	230,200	7.7%
9. West Seventh	176,250	195,650	11.0%
10. Como	217,700	234,700	7.8%
11. Hamline/Midway	178,800	187,900	5.1%
12. St. Anthony Park	295,350	319,700	8.2%
13. Merriam Park/Snelling/Lexington/Hamline	301,200	324,000	7.6%
14. Macalester/Groveland	329,000	350,000	6.4%
15. Highland	313,600	334,950	6.8%
16. Summit Hill	381,500	402,450	5.5%
17. Downtown	169,500	179,500	5.9%

Final Payable 2019 Rate	Estimated Payable 2020 Rate	Final		
147.330%	139.440%			
0.20754%	0.17423%			
P2019 Final Taxes	P2020 Estimated Taxes	\$ Change From '19 - '20	% Change From '19 - '20	Targeting Property Tax Refund
\$2,750	\$2,756	\$6	0.2%	
2,460	2,406	-54	-2.2%	
2,327	2,388	61	2.6%	
1,775	1,970	195	11.0%	
2,079	2,225	146	7.0%	
1,831	2,005	174	9.5%	
1,808	2,091	283	15.7%	\$ (40)
3,328	3,381	53	1.6%	
2,648	2,795	147	5.6%	
3,400	3,457	57	1.7%	
2,694	2,664	-30	-1.1%	
4,807	4,896	89	1.9%	
4,914	4,969	55	1.1%	
5,418	5,411	-7	-0.1%	
5,139	5,156	17	0.3%	
6,370	6,298	-72	-1.1%	
2,525	2,521	-4	-0.2%	

*Notes: Tax rates and taxes will be slightly higher for the small portion of the City located in the Ramsey/Washington Metro Watershed District.

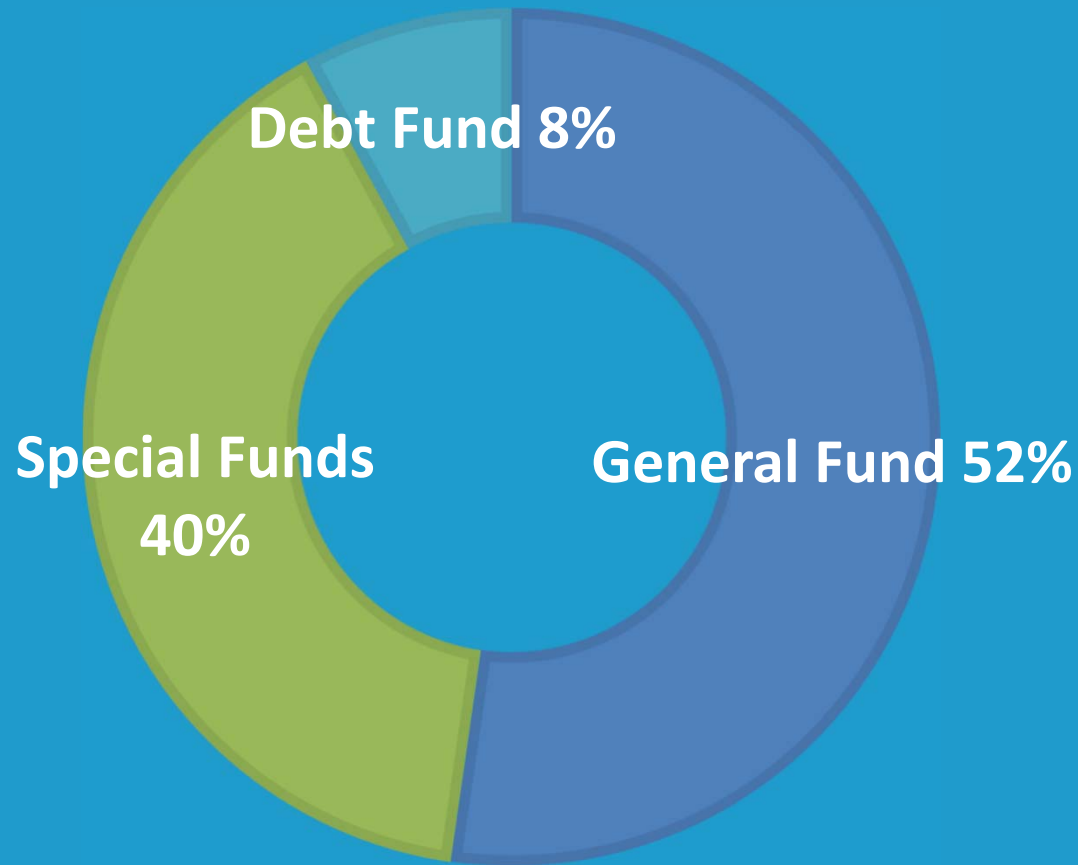
Assumptions:	2019 Levy	2020 Levy	Levy Change	% Change
County Levy	\$ 318,453,646	\$ 333,577,720	\$ 15,124,074	4.7%
City Levy	156,052,538	156,052,538	-	0.0%
ISD 625 Levy	178,694,997	178,694,997	-	0.0%
Regional Rail Authority Levy	24,273,554	25,964,032	1,690,478	7.0%
St. Paul HRA	4,185,264	4,185,264	-	0.0%



Saint Paul Minnesota
The most livable city in America


Saint Paul City Budget 2020

\$621,931,944



Saint Paul Minnesota
The most livable city in America

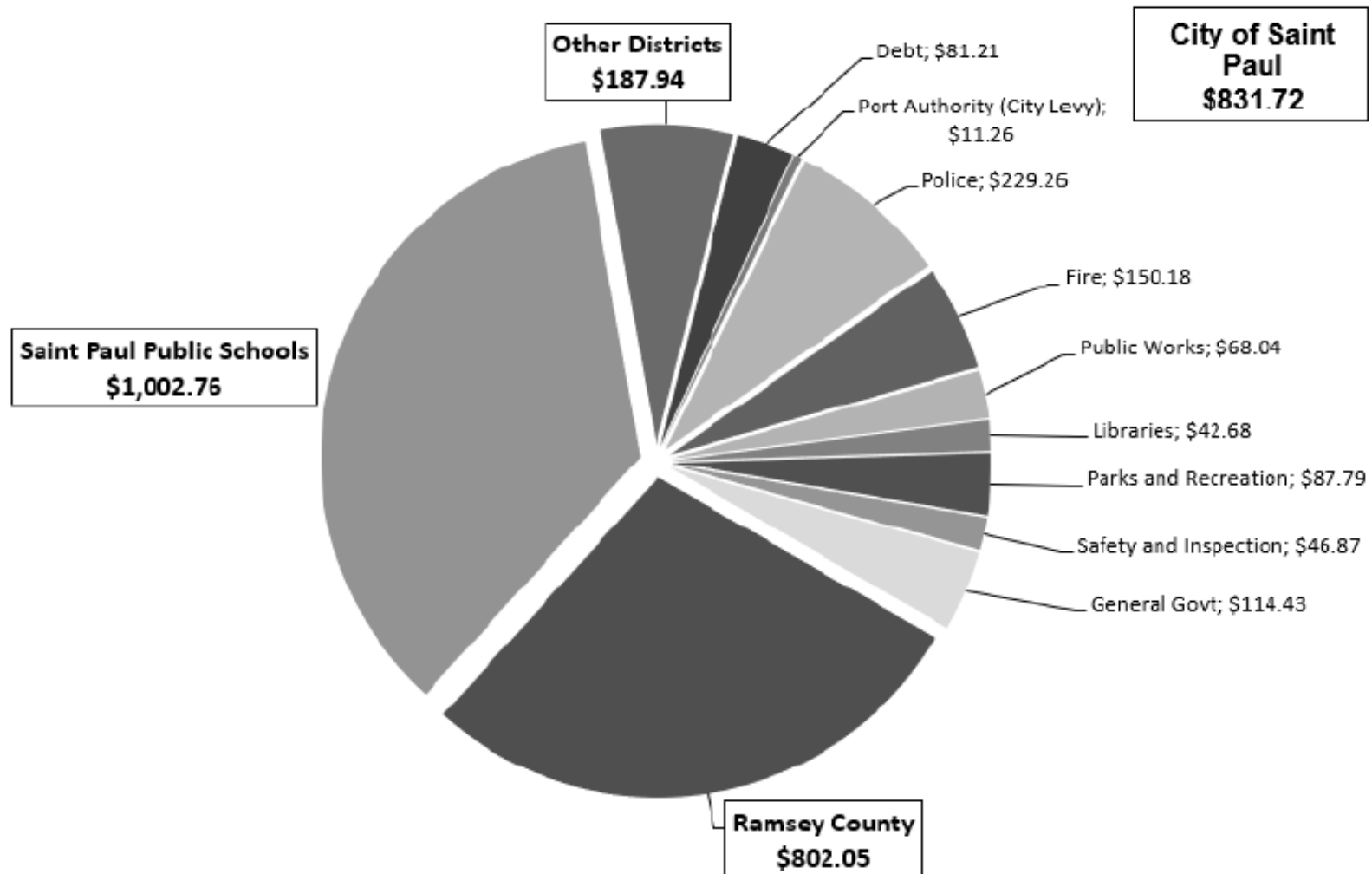
Saint Paul City Budget 2020 Total Revenue, all funds



Saint Paul Minnesota
The most livable city in America

Estimated 2019 Saint Paul Property Taxes

2019 Final Tax Rates Applied to a Typical Home Valued at \$186,000



Saint Paul Minnesota

The most livable city in America

Resources



Saint Paul Minnesota
The most livable city in America



HOW TO BE PART OF THE BUDGET PROCESS

Contact your
Councilmember



PHONE



Email



In Person



HOW TO BE PART OF THE BUDGET PROCESS

Where to find
information on the
Budget Process



On the **web** view
Agendas,
materials, and
videos



Email:
[councilbudget@
ci.stpaul.mn.us](mailto:councilbudget@ci.stpaul.mn.us)



Attend budget
committee meetings,
attend community
event or public
hearing

How to get involved and Key Dates

- ☐ Levy limit voted on September 18th, 2019 at 3:30pm
- ☐ Budget Committee Meetings on Wednesday Mornings at 10am. Attend or view recorded meetings.
- ☐ Property Tax Estimates Mailed November 15, 2019
- ☐ Public Hearing December 4, 2019 at 6:00pm
- ☐ Vote on Final Adoption of the Budget December 11, 2019 at 3:30pm



Saint Paul Minnesota
The most livable city in America

Budget and Property Tax Resources

- Homeowner Homestead Credit Refund
 - <https://www.revenue.state.mn.us/homeowners-homestead-credit-refund>
- County Assessor
 - <https://www.ramseycounty.us/your-government/departments/information-and-public-records/county-assessor>
- Property Tax Look Up
 - <https://www.ramseycounty.us/residents/property/taxes/property-value-assessment>



Saint Paul Minnesota
The most livable city in America

Budget and Property Tax Resources

- City of Saint Paul Budget:
 - Current and previous year budget documents
 - <http://www.stpaul.gov/budget>
- City Council Budget Schedule:
 - <http://www.stpaul.gov/councilbudget>
- Contact Council:
 - CouncilBudget@ci.stpaul.mn.us



Saint Paul Minnesota
The most livable city in America