



2018 BUDGET & PROPERTY TAX OVERVIEW

Overview

2

- New Street Maintenance Program
 - ▣ Impact on City Budget
 - ▣ City Property Tax Levy
- General Fund Spending
- 2018 Property Tax Environment
- Impact on Typical Home
- Resources

New Street Maintenance Program

3


- In fall of 2016, MN Supreme Court ruled that the City's ROW Assessment program was a tax – not a fee.
- Saint Paul restructured how we pay for maintaining city streets.
- The new Street Maintenance Service Program (SMSP) replaces the Right-of-Way Maintenance Assessment.
- Most of the former ROW services are now in the General Fund, while some are fee supported.
- 2018 is the first budget to fully reflect this change.

New Street Maintenance Service Program

4

Property owners will receive a Street Maintenance Service Program bill for the following:

- Street lighting
- Street/Alley sweeping
- Street repair programs
 - ▣ Seal Coating
 - ▣ Mill and Overlay
- Sidewalks



New Street Maintenance Service Program

The City will continue to provide the following services funded through property taxes:

- ❑ Snow plowing and pothole patching
- ❑ Tree trimming and removal
- ❑ Traffic signs
- ❑ Pavement markings
- ❑ Litter pick-up



Overall Spending

6

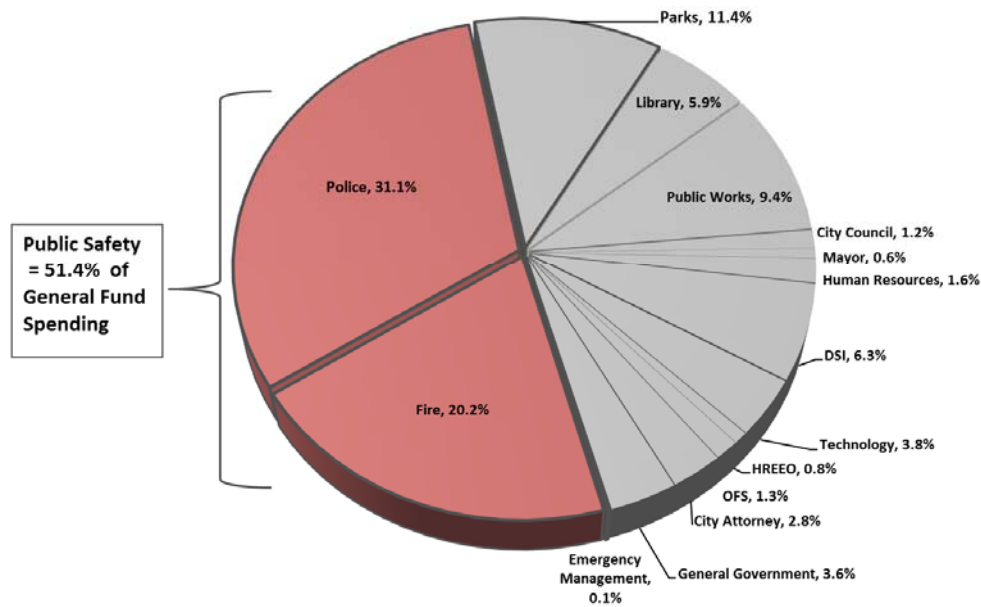
	2017 Adopted	2018 Proposed	Change	% Change
General Fund	268,166,711	298,609,013	30,442,302	11.4%
Special Funds	246,165,375	215,114,644	(31,050,731)	-12.6%
Debt Fund	48,982,320	48,063,679	(918,641)	-1.9%
Total*	563,314,406	561,787,336	(1,527,070)	-0.3%

Total budget is \$1.5M less than 2017 adopted budget.

*Total spending is net of internal transfers and budgets for subsequent year debt.

General Fund Spending

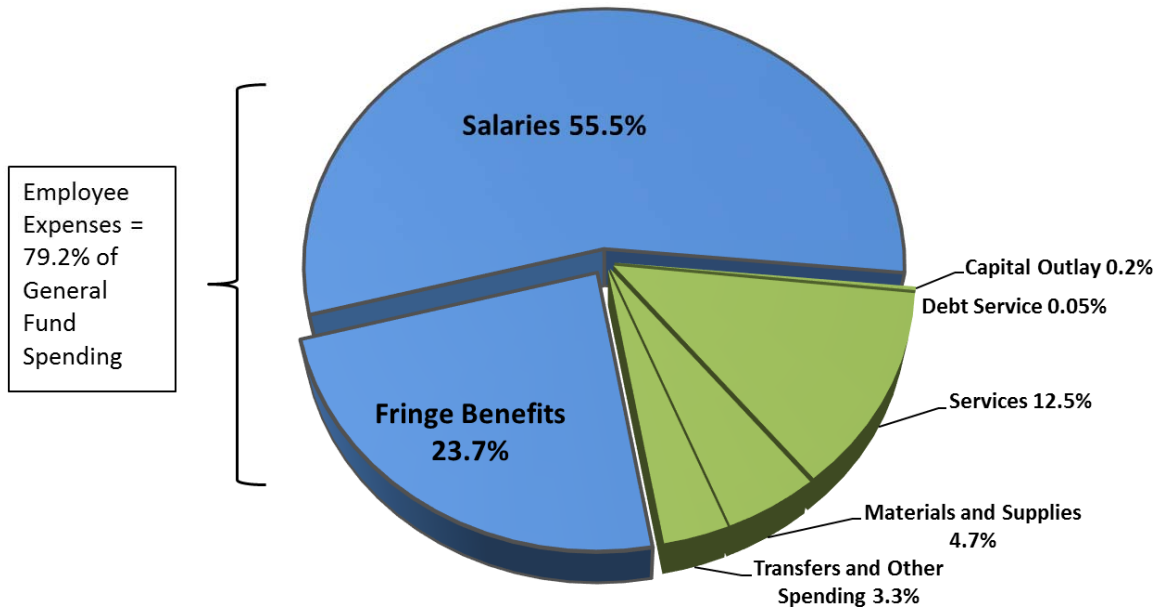
**General Fund Budget
2018 Proposed Spending by Department**



Public safety is more than half of General Fund budget.

General Fund Spending

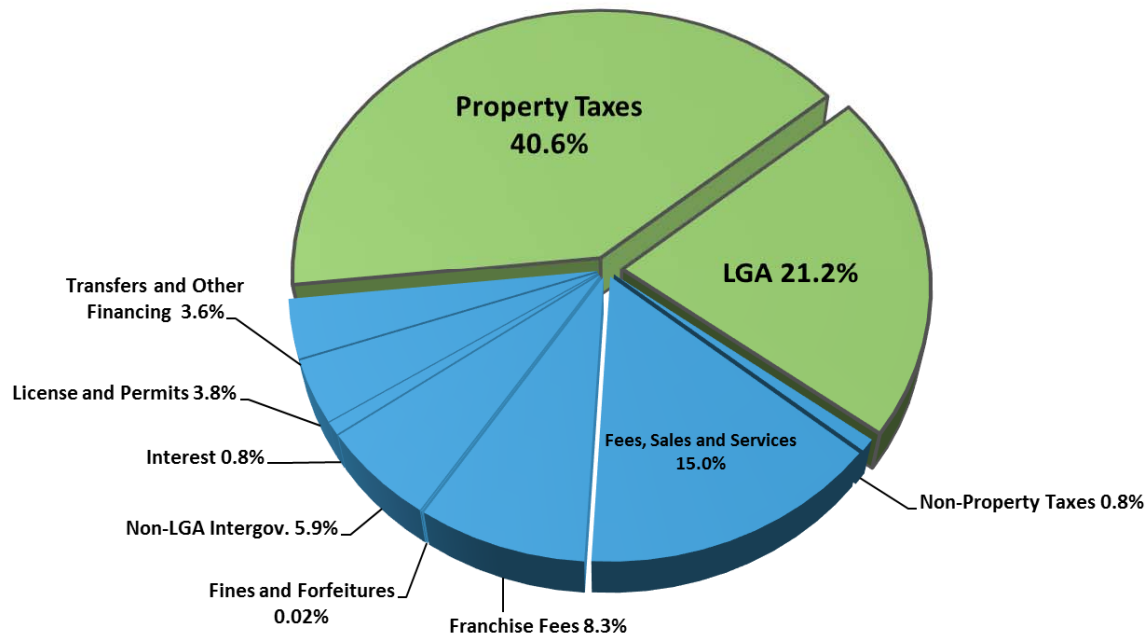
**General Fund Budget
2018 Proposed Spending by Category**



General Fund is mostly personnel costs.

General Fund Revenue

2018 Proposed General Fund Revenue by Source



Most General Fund revenue comes from state aids and property taxes.

2018 Property Tax Levy

	Amount	% Change
2017 Adopted Tax Levy	\$113,990,253	
Tax Levy Change from ROW Shift	\$21,701,731	19.0%
Inflationary Tax Levy Growth	\$5,581,836	4.9%
Total 2018 Proposed Tax Levy	\$141,273,820	23.9%

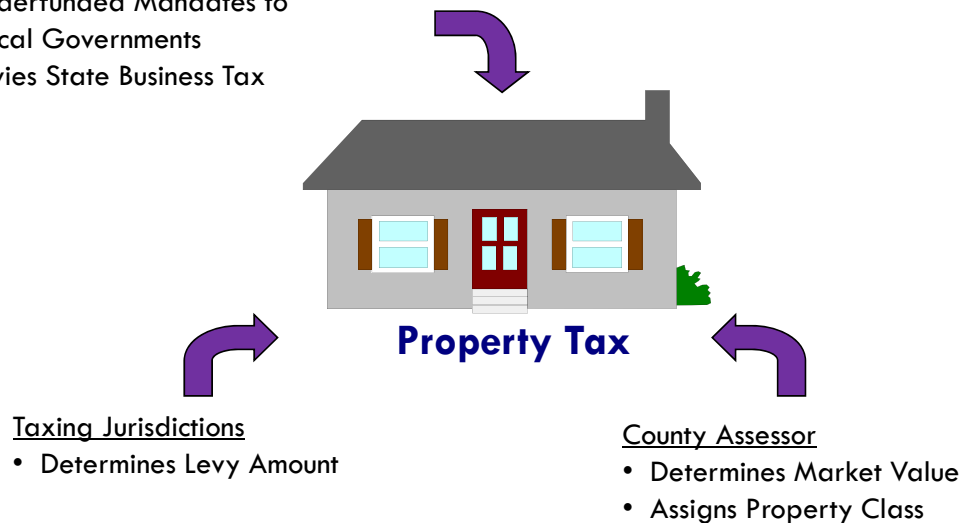
19% of the 23.9% levy increase represents a shift from the old ROW fees to property taxes. Of the proposed levy increase, 80% is due to this shift.

Who Determines Your Property Tax

11

State Legislature

- Sets Property Tax Policy
- Establishes Property Classes & Class Rates
- Determines Levels of State Aid
- Underfunded Mandates to Local Governments
- Levies State Business Tax



Taxing Jurisdictions

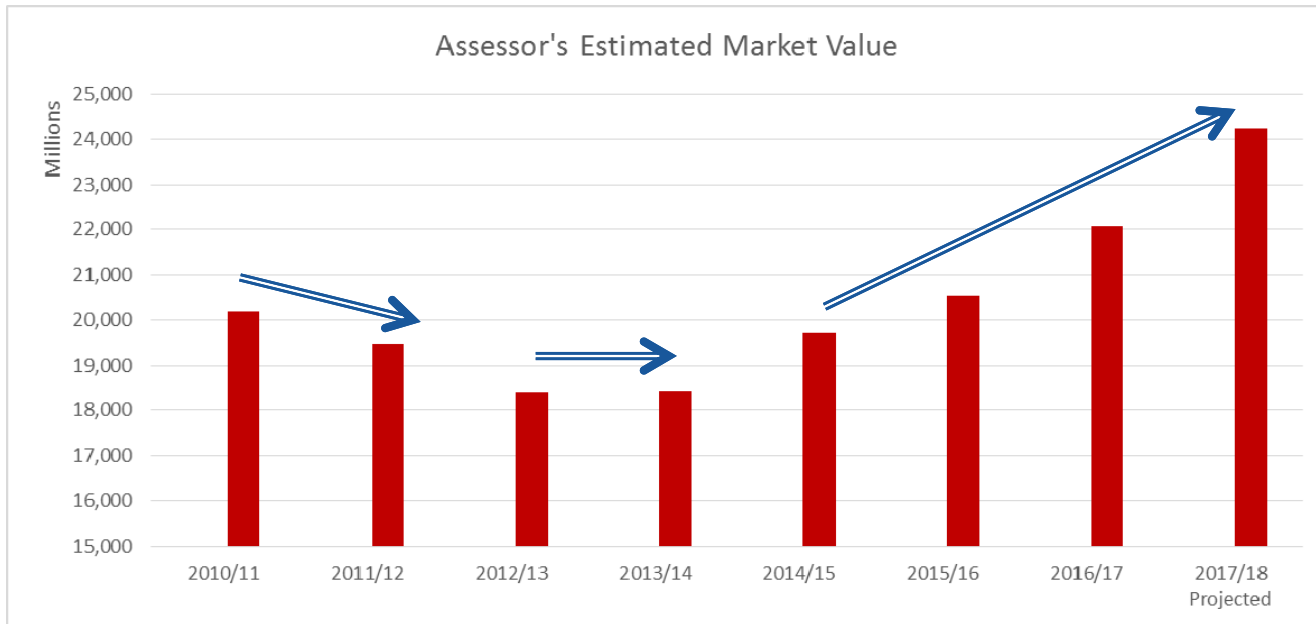
- Determines Levy Amount

County Assessor

- Determines Market Value
- Assigns Property Class

Prepared by: Ramsey County, Property Records & Revenue

Strong Property Value Growth



Increase by Type:
Residential: 7.2%
Commercial: 15.1%
Industrial: 11.9%
Apartment: 15.9%
Personal Prop: 9.1%

Ramsey County Projects a 10% increase for payable 2017 in values after a 7% increase in pay 2016.

City Taxes & Street Maintenance Fees

13

Median Value St. Paul Home

\$173,900 home with a 7.7% market value increase over 2017

	2017	2018 (est)	Change	% Change
City Tax	\$591	\$755	\$164	27.2%
<i>ROW Levy Increase</i>		\$601	\$143	24.2%
<i>Levy Increase/Value Shifts</i>		\$154	\$21	3.6%
Former ROW/New SMSP	\$200	\$71	(\$129)	-65%
Total Taxes and Street Fees	\$791	\$826	\$35	4%

Budget and Property Tax Resources

14

- Property Tax Estimator:
 - ▣ New tool to estimate the impact of property taxes and Street Maintenance Service fees:
 - ▣ www.stpaul.gov/taxestimator

- Open Budget Portal:
 - ▣ <http://budget.stpaul.gov>

- Budget documents available at:
 - ▣ <https://www.stpaul.gov/budget>

- Property Values and Taxes
 - ▣ <https://www.ramseycounty.us/residents/property-home/taxes-values>

- State Property Tax Refund Program
 - ▣ www.revenue.state.mn.us