

2015-2016

SAINT PAUL'S AFTERSCHOOL REPORT



Photo: Saint Paul Public Library's Reading Together Program



ABOUT SPROCKETS

Our vision: All Saint Paul's youth will develop their abilities as learners, contributors, and navigators so they can recognize and achieve their greatest potential.

Our mission: Sprockets improves the quality, availability, and effectiveness of out-of-school time learning for all youth in Saint Paul through the committed, collaborative, and innovative efforts of community organizations, government, schools, and other partners.

Sprockets is a network of youth-serving organizations in Saint Paul. In this report, we're sharing data from 40 of our partner organizations, serving **22,511** young people in Saint Paul.

Photo: ComMUSICation



Saint Paul's 2015-2016 Afterschool Report

AFTERSCHOOL BUILDS YOUTH SUCCESS.

Tutoring. Soccer. Boatbuilding. Gardening. Art. Although afterschool programs in the Sprockets network look very different, we're joined by the same goal: to help every young person in Saint Paul develop their abilities and reach their greatest potential.

The educational disparities between youth of color and white youth in Saint Paul are stark, and are made worse by lack of opportunities for young people to engage in afterschool. Sprockets addresses this opportunity gap by connecting youth to afterschool programs that support them.

Afterschool is key to youth success, helping youth explore areas of interest and build social and emotional skills in relationship with caring adults. It reinforces and contributes

to academic success, and builds work readiness skills that young people need to learn, contribute, navigate, and thrive. All young people have a right to high-quality afterschool experiences, yet many youth and their families face barriers to accessing those opportunities. Low-income youth face greater barriers (such as cost or transportation) to participating in afterschool programs.

Once a young person finds the right program to match their interests, it isn't enough to just attend once or twice a year. In fact, the more that youth participate, the greater the benefits. When young people participate in afterschool and summer opportunities frequently and regularly over a long period of time, more benefits accumulate.

But access and participation only matter if the programs attended are of high quality – providing a safe, supportive, and structured environment for youth to learn and grow supported by caring, responsive adults.

It's a winning combination, backed up by research: **Access + Participation + Quality Programs = Benefits to Youth.**

Sprockets works to support afterschool programs in Saint Paul so that youth & families have access and participate often and so that participation is in high-quality programs. Because that's the equation that leads to strong benefits for youth - and youth are at the center of all that we do.

**SPROCKETS BY
THE NUMBERS >**



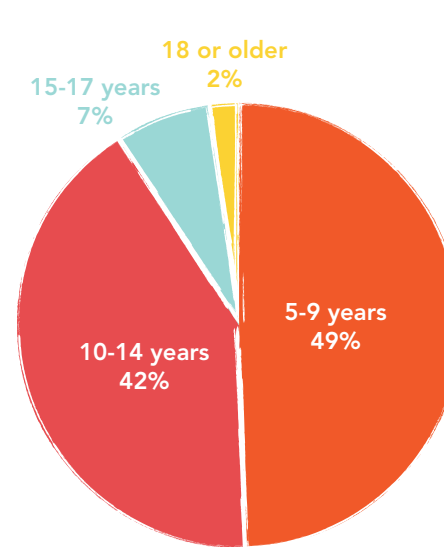
BY THE NUMBERS

22,511 youth attend Sprockets network programs.

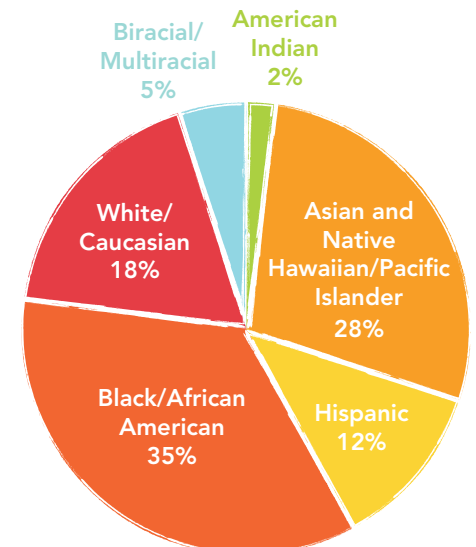
Who attends Sprockets network programs?

21% of Sprockets youth attend programming at more than one organization

74% of Sprockets youth qualify for free or reduced lunch prices



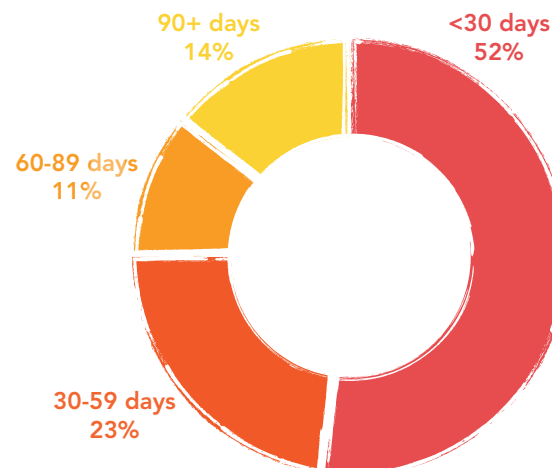
BY AGE



BY RACE/ETHNICITY

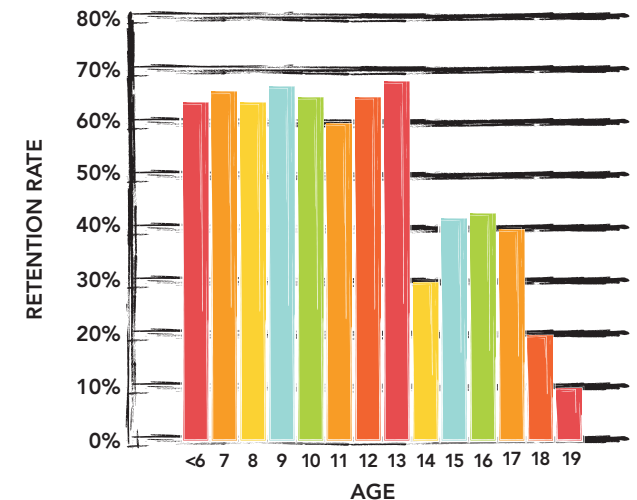
How often do youth attend?

Number of Days Participated by Sprockets Youth



Who comes back?

Retention of Sprockets Youth in Programming within the Sprockets Network (Data reflects age as of 9/1/2015)



ACCESS & PARTICIPATION

Sprockets connects youth to programs and decreases barriers to access for families through the Program Finder. We also track who's participating in programming across Saint Paul, to make sure we're reaching youth who most need the support that afterschool provides. Here is what afterschool and summer learning participation looks like in Saint Paul.



QUALITY

Sprockets trains front-line youth workers and their supervisors to create and deliver high-quality, impactful programming for youth. We support our partners to help them continuously improve their programs. Here's a snapshot of the trainings we provided and who attended.

Photo: Saint Paul Urban Tennis



BY THE NUMBERS

2015-2016 Sprockets Trainings

- Intro to the Active Participatory Approach (x2)
- Planning and Reflection
- Social Emotional Learning in Out-of-School Time
- Cooperative Learning
- Youth Voice
- Ask, Listen, Encourage
- Embedding Literacy into your Non-Academic Program
- Play Leadership Essentials
- The Power of Play
- Quality Coaching (x2)
- Getting the Most Out of the Sprockets Shared Data System

Attendance at Sprockets Trainings

57

youth workers and supervisors
attended Quality Coaching

230

youth workers attended other
Sprockets trainings

177

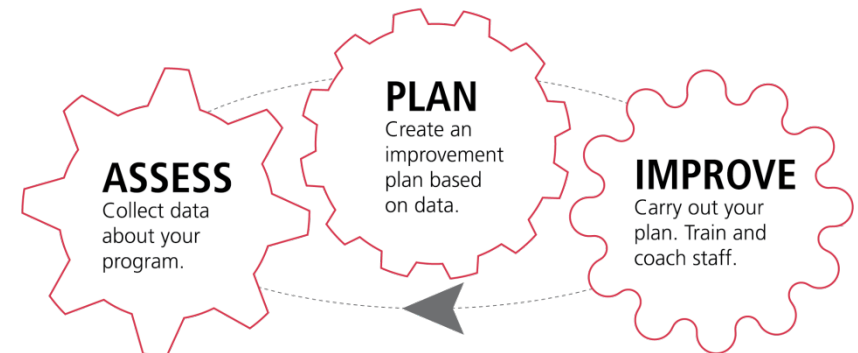
youth workers attended the
Summer Youth Institute

96%

of participants learned concepts and
techniques at Sprockets trainings that will
help them in their work.

Sprockets Activator Cycle

33 Organizations
completed the Activator
Improvement Cycle



Activators used findings from their data to...

- Inform changes in the day-to-day work of their program **(70%)**
- Inform changes to their overall program model or services **(47%)**
- Meet reporting requirements **(65%)**



BENEFITS TO YOUTH

Sprockets helps partners track their youth outcomes, to help show the impact that their programming has on the youth they serve. Currently, Sprockets supports partners in using the Survey of Academic and Youth Outcomes (SAYO) and the Holistic Student Assessment (HSA). Here's a snapshot of how our partners tracked youth outcomes.

Photo: Keystone Community Services, West 7th Community Center



BY THE NUMBERS

Survey of Youth Outcomes (SAYO)

12 partner organizations used the SAYO.

- Athletes Committed to Educating Students (ACES)
- Children's Defense Fund - Minnesota
- ComMUSICation
- Keystone Community Services
- Opportunity Neighborhood
- Neighborhood House
- Sabo Center for Democracy and Citizenship (Augsburg College)
- Salvation Army
- Wilder Foundation Youth Leadership Initiative
- YouthCARE
- CommonBond
- SPPS Community Education

What does the SAYO measure?

Organizations using the SAYO can choose which areas to measure. Here are domains that are measured most.

RELATIONS WITH ADULTS	522 STAFF SURVEYS
ENGAGEMENT IN LEARNING	519 STAFF SURVEYS
SENSE OF COMPETENCE AS A LEARNER	1,413 YOUTH SURVEYS
YOUTH BELIEVE THEY HAVE A SUPPORTIVE ADULT	1,407 YOUTH SURVEYS
SENSE OF COMPETENCE SOCALLY	309 YOUTH SURVEYS

Holistic Student Assessment (HSA)

10 organizations participated in Year 1 of our social emotional learning pilot in partnership with the PEAR Institute.

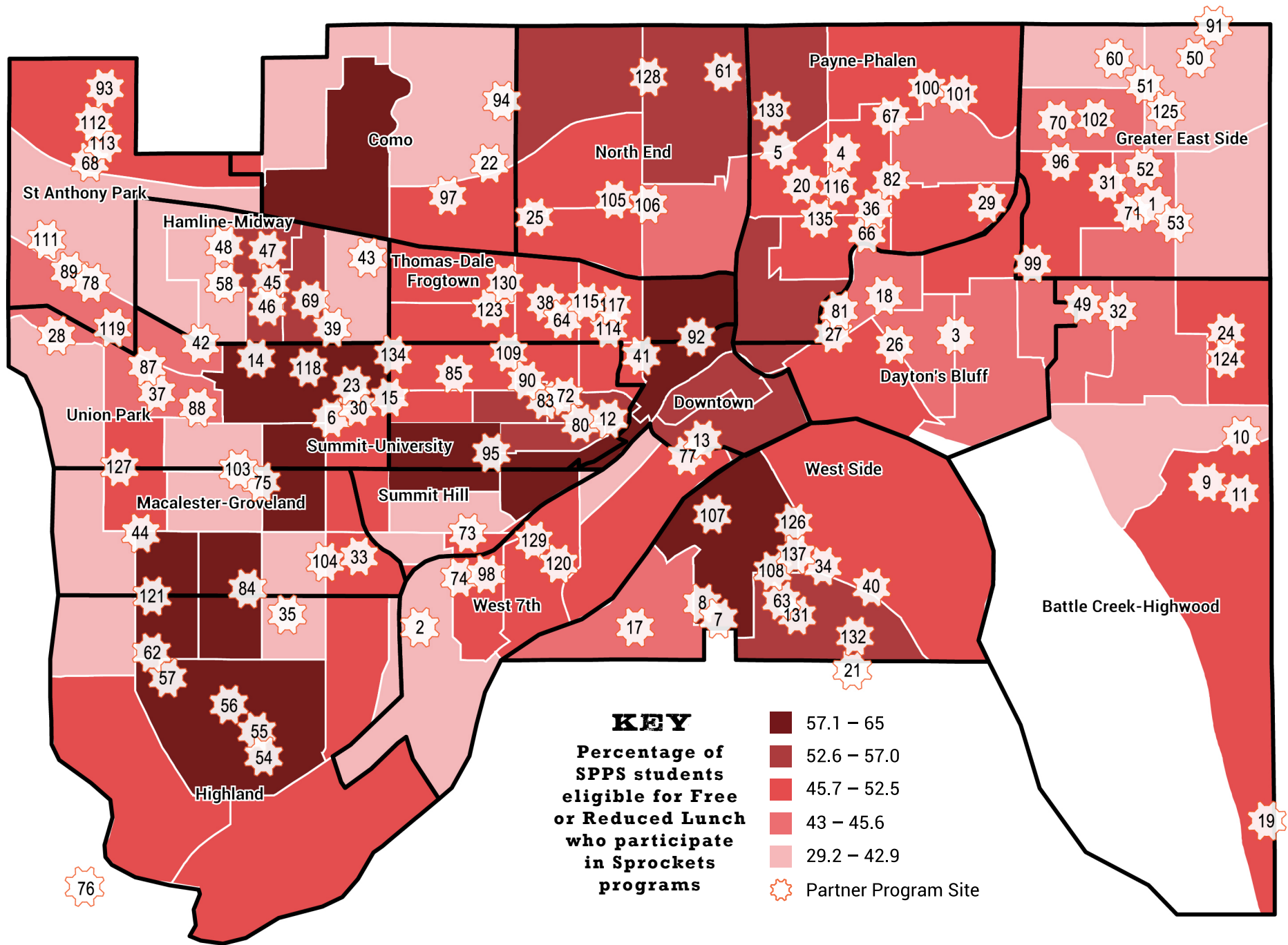
- Amherst H. Wilder Foundation
- CLUES
- Neighborhood House
- Saint Paul Public Schools
- The Sanneh Foundation
- Minneapolis Afterschool Network
- Minneapolis Community Education
- Minneapolis Public Schools
- Brooklyn Bridge Alliance for Youth
- One2One Mentoring

12 PROGRAMS/SITES USED THE HSA THIS YEAR TO:

- Share results with youth for growth opportunity
- Plan programs and activities to support SEL skills
- Align with school data

2,004
Youth completed
the HSA

23
Cohort members were
trained to use the Clover
Framework



SPROCKETS IMPACTS YOUTH SUCCESS ALL ACROSS SAINT PAUL

This map is one way of showing how well the Sprockets network reaches youth who face opportunity gaps – and where we need to do better. Each Sprocket across this map represents a program site in the Sprockets network. The **darkest sections** on the map are areas of Saint Paul where the highest percentages of youth with low-income attend Sprockets programs. **Lighter areas** have high percentages of low-income youth who aren't attending Sprockets programs.



Amherst H. Wilder Foundation Youth Leadership Initiative	134
ARTS-US	30
Athletes Committed to Educating Students (ACES)	3, 31, 36, 52, 74, 92
Boys & Girls Club of the Twin Cities	31, 92, 132
Breakthrough Twin Cities	15, 91
Central Community Services, Inc.	14
Children's Defense Fund - Minnesota	1
City of Saint Paul Right Track	Citywide
CommonBond Communities	12, 118, 126, 133
ComMUSICation	92, 115
Comunidades Latinas Unidas en Servicio (CLUES)	18, 127
Concordia University St. Paul (Hmong Culture and Language Program)	23
Conservation Corps	29, 34, 53, 94, 100, 130
Fred Wells Tennis & Education Center	24, 76, 85, 109
Girl Scouts River Valleys	137
Good Neighbor Center	41
Hmong American Partnership	64
Interfaith Action of Greater Saint Paul	3, 37, 58, 64, 85
Keystone Community Services	61, 129, 136
Kitty Andersen Youth Science Center (KAYSC) Science Museum of Minnesota	4, 6, 10, 24, 26, 29, 33, 34, 48, 50, 53, 57, 63, 64, 65, 68, 77, 86, 87, 88, 90, 93, 94, 95, 98, 103, 105, 106, 109, 115, 117, 124, 128, 130, 135
Merrick Community Services	29, 50, 135
Mid-Continent Oceanographic Institute	89
Neighborhood House	34, 63
Opportunity Neighborhood	96
Playworks	3, 20, 66, 114, 125
Sabo Center for Democracy and Citizenship, Augsburg College	7, 21, 34, 40, 63, 107, 132
Saint Paul Neighborhood Network (SPNN)	4, 119
Saint Paul Parks and Recreation	4, 24, 26, 29, 33, 34, 48, 50, 53, 65, 68, 83, 86, 87, 94, 98, 100, 105, 117, 130
Saint Paul Public Library	4, 13, 27, 45, 51, 57, 88, 106, 108, 109, 112, 124, 129
Saint Paul Public Schools Community Education	2, 3, 8, 9, 10, 15, 16, 25, 35, 36, 39, 44, 49, 55, 56, 58, 59, 62, 70, 71, 74, 93, 103, 104, 110, 113, 116, 120, 128
Saint Paul Urban Tennis	4, 5, 11, 15, 17, 19, 22, 26, 28, 29, 32, 33, 34, 43, 44, 46, 47, 49, 50, 54, 58, 60, 68, 72, 73, 75, 84, 87, 90, 94, 97, 98, 101, 102, 111, 117, 121, 122, 128, 130, 135
The Salvation Army Eastside	116
The Sanneh Foundation.....	15, 22, 24, 49, 59, 63, 67, 99, 128
The JK Movement	10, 55, 93, 103
Twin Cities Housing Development Corporation	72
Urban Boatbuilders, Inc.	78
Urban Roots	81
Women's Initiative for Self Empowerment (WISE)	42, 48, 69, 128
YMCA of the Greater Twin Cities	66, 82, 85
Youth Farm	7, 34, 38, 63, 64, 123, 131
YouthCARE	79, 86
YWCA St. Paul	80