

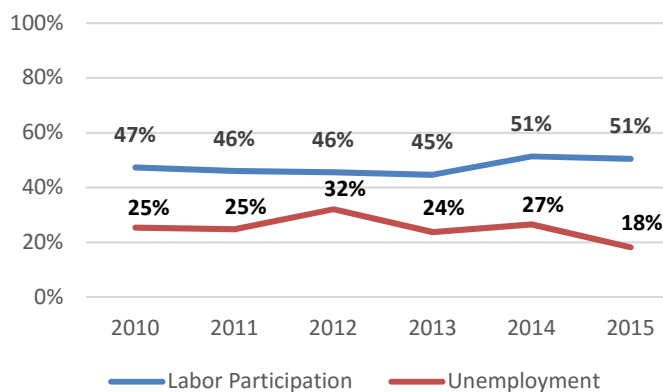


City of Saint Paul, Minnesota YOUTH POLICY SESSION – JUNE 28, 2017 Saint Paul Youth Employment Data

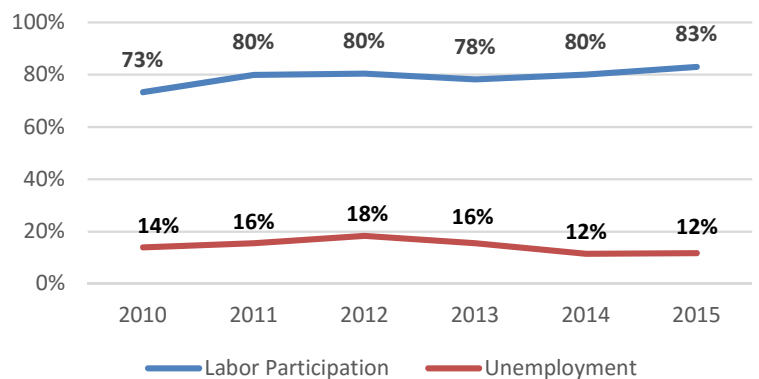
Summary

The unemployment rate for young people in the 16 to 19-year old cohort has fallen by over 20% (from 25% to 18%) while labor participation has increased over the last six years of data available through the American Community Survey. The unemployment and labor participation rates for the 20 to 24-year old cohort, however, improved only slightly over that period. For all youth, the city's unemployment rates for 2015 were markedly higher than the statewide rates for Minnesota reported by the Bureau of Labor Statistics—13.5% in Saint Paul versus 7.7% statewide.

Saint Paul - 16 to 19 Year Olds



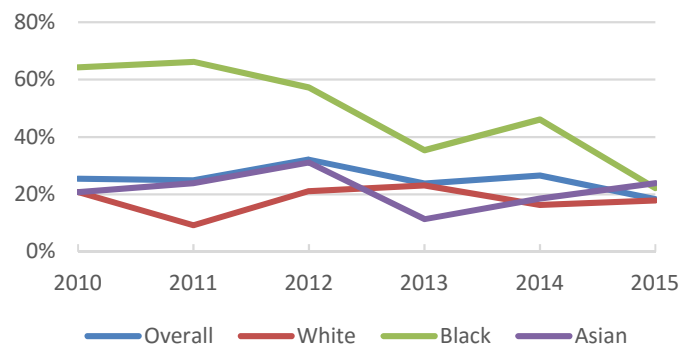
Saint Paul - 20 to 24 Year Olds



Racial & Ethnic Disparities

Annual citywide data is only available for three racial/ethnic groups—White, Black/African American and Asian. This information demonstrates that White youth have maintained unemployment rates consistently lower than the overall average for Saint Paul youth. The trends for Black/African American youth improved considerably over the six-year period, but unemployment rates for this cohort remain above the city average. Unemployment rates for Asian youth have shown an uptick in the latter half of the period. Similarly, Asian youth in both age cohorts have labor participation rates lower than the citywide average, while both White and Black/African American youth have higher rates than the citywide average.

Unemployment - 16 to 19 Years



Unemployment - 20 to 24 Years

