

DATA LOGGING REPORT

November 3, 2024 - February 7, 2025

SULEIMAN AWL ISSE

Account Number: 0434994

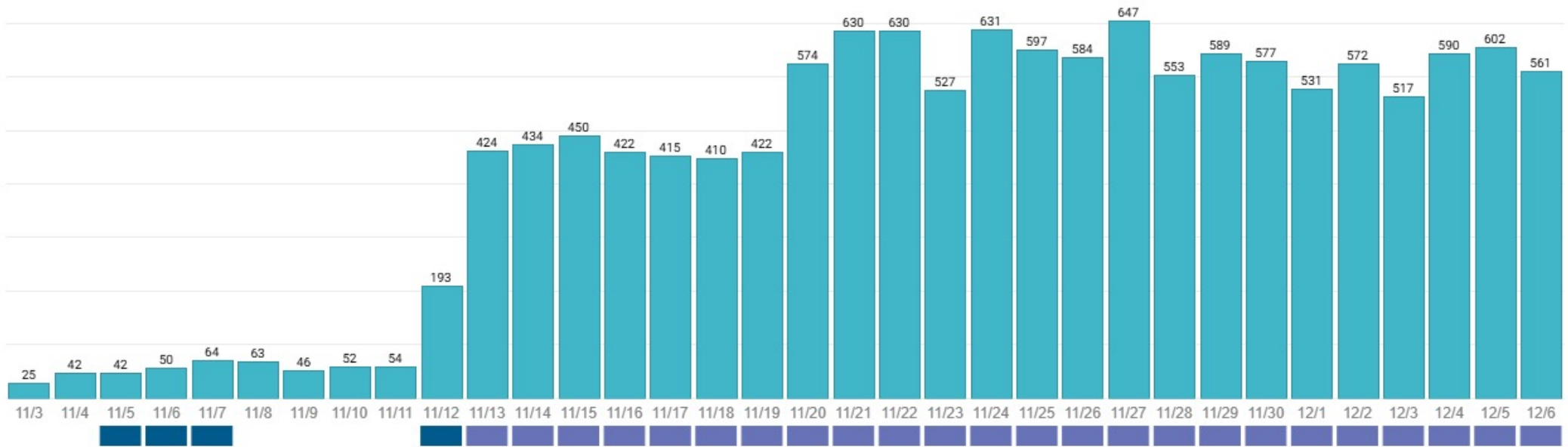
Address: 97 BATTLE CREEK PL SINGLE FAMILY RES

MIU#: 1834004254

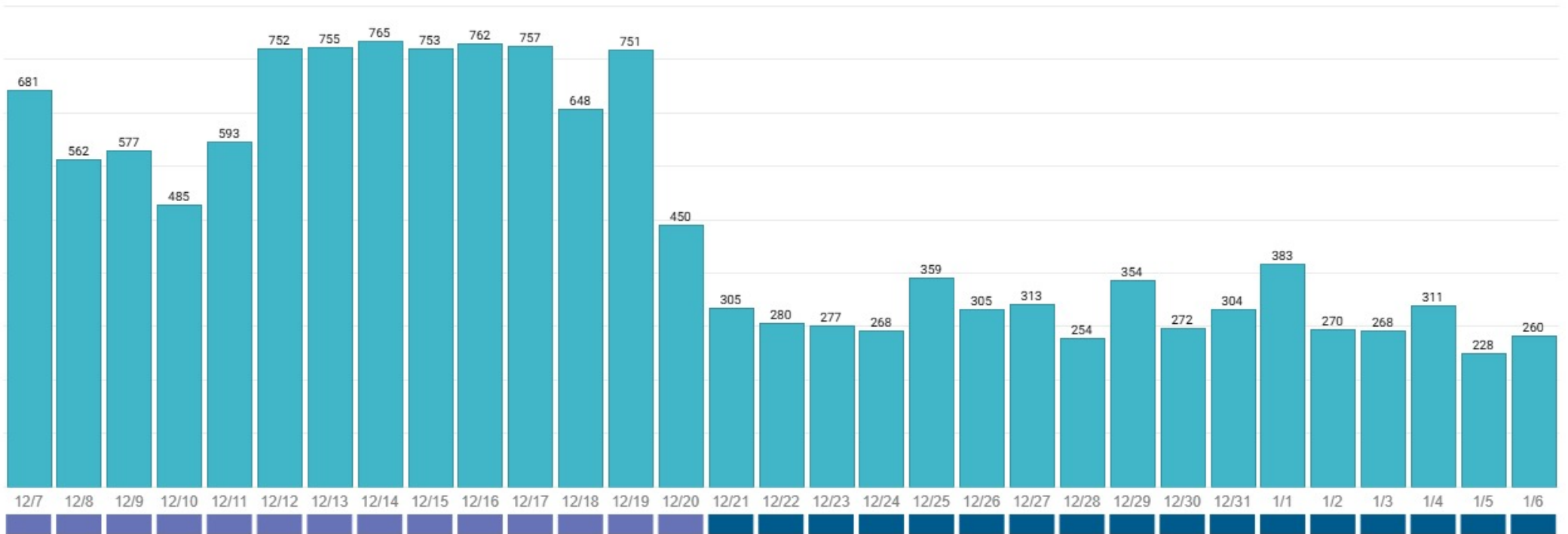
Size: 5/8" - 1" T-10

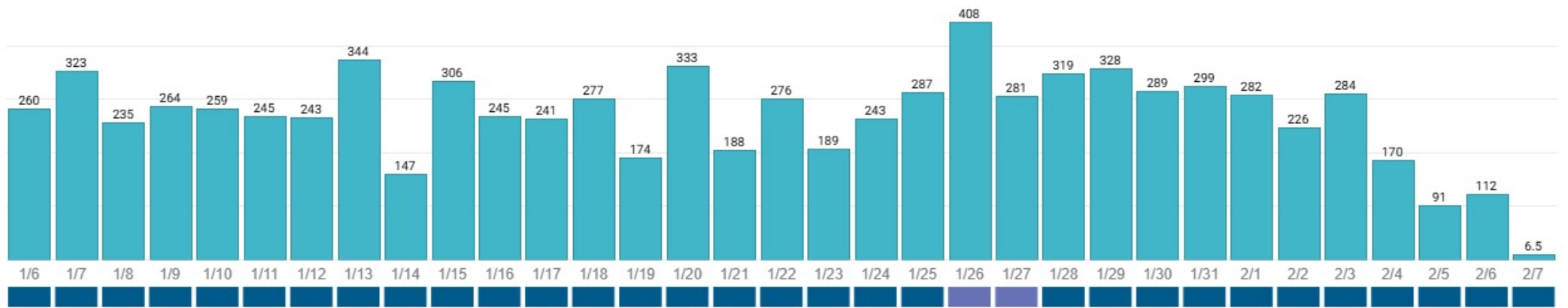
UOM: CUBIC FEET

Major Reverse Minor Reverse Continuous Consumption Intermittent Consumption



Major Reverse Minor Reverse Continuous Consumption Intermittent Consumption





Date/Time ↓	Reading	Consumption	Reverse Flow	Consumption Flag
02/07/2025 8:54	142736.1	0.63		Intermittent
02/07/2025 7:54	142735.47	1.01		Intermittent
02/07/2025 6:54	142734.46	0.59		Intermittent
02/07/2025 5:54	142733.87	0.04		Intermittent
02/07/2025 4:54	142733.83	0.95		Intermittent
02/07/2025 3:54	142732.88	0.06		Intermittent
02/07/2025 2:54	142732.82	0.23		Intermittent
02/07/2025 1:54	142732.59	0.06		Intermittent
02/07/2025 0:54	142732.53	2.93		Intermittent
02/06/2025 23:54	142729.6	1.7		Intermittent
02/06/2025 22:54	142727.9	1.12		Intermittent
02/06/2025 21:54	142726.78	0.28		Intermittent
02/06/2025 20:54	142726.5	0.78		Intermittent
02/06/2025 19:54	142725.72	0.11		Intermittent
02/06/2025 18:54	142725.61	8.35		Intermittent
02/06/2025 17:54	142717.26	17.55		Intermittent
02/06/2025 16:54	142699.71	19.28		
02/06/2025 15:54	142680.43	3.24		

Date/Time	Reading	Consumption	Reverse Flow	Consumption Flag
02/06/2025 14:54	142677.19	9.1		
02/06/2025 13:54	142668.09	18.57		
02/06/2025 12:54	142649.52	16.91		
02/06/2025 11:54	142632.61	1.66		
02/06/2025 10:54	142630.95	1.66		
02/06/2025 9:54	142629.29	1.65		
02/06/2025 8:54	142627.64	3		
02/06/2025 7:54	142624.64	2.68		
02/06/2025 6:54	142621.96	0.83		
02/06/2025 5:54	142621.13	0.21		
02/06/2025 4:54	142620.92	1.29		
02/06/2025 3:54	142619.63	0		
02/06/2025 2:54	142619.63	0		
02/06/2025 1:54	142619.63	0		
02/06/2025 0:54	142619.63	2.42		Intermittent
02/05/2025 23:54	142617.21	1		Intermittent
02/05/2025 22:54	142616.21	0.81		Intermittent
02/05/2025 21:54	142615.4	1.61		Intermittent

Date/Time ↓	Reading	Consumption	Reverse Flow	Consumption Flag
02/05/2025 20:54	142613.79	3.05		Intermittent
02/05/2025 19:54	142610.74	9.88		Intermittent
02/05/2025 18:54	142600.86	1.76		Intermittent
02/05/2025 17:54	142599.1	0.22		Intermittent
02/05/2025 16:54	142598.88	0.5		Intermittent
02/05/2025 15:54	142598.38	0.9		Intermittent
02/05/2025 14:54	142597.48	3.38		Intermittent
02/05/2025 13:54	142594.1	1.45		Intermittent
02/05/2025 12:54	142592.65	6.67		Intermittent
02/05/2025 11:54	142585.98	1.7		Intermittent
02/05/2025 10:54	142584.28	7.48		Intermittent
02/05/2025 9:54	142576.8	11.88		Intermittent
02/05/2025 8:54	142564.92	0.12		Intermittent
02/05/2025 7:54	142564.8	12.66		Intermittent
02/05/2025 6:54	142552.14	10		Intermittent
02/05/2025 5:54	142542.14	0		Intermittent
02/05/2025 4:54	142542.14	0		Intermittent
02/05/2025 3:54	142542.14	0		Intermittent

Date/Time ↓	Reading	Consumption	Reverse Flow	Consumption Flag
02/05/2025 2:54	142542.14	1.69		Intermittent
02/05/2025 1:54	142540.45	11.54		Intermittent
02/05/2025 0:54	142528.91	3.16		Intermittent
02/04/2025 23:54	142525.75	0.85		Intermittent
02/04/2025 22:54	142524.9	15.66		Intermittent
02/04/2025 21:54	142509.24	1.97		Intermittent
02/04/2025 20:54	142507.27	11.05		Intermittent
02/04/2025 19:54	142496.22	17.05		Intermittent
02/04/2025 18:54	142479.17	13.84		Intermittent
02/04/2025 17:54	142465.33	0.09		Intermittent
02/04/2025 16:54	142465.24	5.13		Intermittent
02/04/2025 15:54	142460.11	12.73		Intermittent
02/04/2025 14:54	142447.38	9.69		Intermittent
02/04/2025 13:54	142437.69	17.62		Intermittent
02/04/2025 12:54	142420.07	6.45		Intermittent
02/04/2025 11:54	142413.62	0.06		Intermittent
02/04/2025 10:54	142413.56	12.8		Intermittent
02/04/2025 9:54	142400.76	3.41		Intermittent

Date/Time ↓	Reading	Consumption	Reverse Flow	Consumption Flag
02/04/2025 8:54	142397.35	0.01		Intermittent
02/04/2025 7:54	142397.34	16.09		Intermittent
02/04/2025 6:54	142381.25	9.73		Intermittent
02/04/2025 5:54	142371.52	0		Intermittent
02/04/2025 4:54	142371.52	0		Intermittent
02/04/2025 3:54	142371.52	0		Intermittent
02/04/2025 2:54	142371.52	0		Intermittent
02/04/2025 1:54	142371.52	3.58		Intermittent
02/04/2025 0:54	142367.94	12.43		Intermittent
02/03/2025 23:54	142355.51	18.64		Intermittent
02/03/2025 22:54	142336.87	17.49		Intermittent
02/03/2025 21:54	142319.38	8.39		Intermittent
02/03/2025 20:54	142310.99	0		Intermittent
02/03/2025 19:54	142310.99	15.95		Intermittent
02/03/2025 18:54	142295.04	18.18		Intermittent
02/03/2025 17:54	142276.86	20.05		Intermittent
02/03/2025 16:54	142256.81	17		Intermittent
02/03/2025 15:54	142239.81	18.06		Intermittent

Date/Time ↓	Reading	Consumption	Reverse Flow	Consumption Flag
02/03/2025 14:54	142221.75	18.04		Intermittent
02/03/2025 13:54	142203.71	16.84		Intermittent
02/03/2025 12:54	142186.87	17.46		Intermittent
02/03/2025 11:54	142169.41	7.11		Intermittent
02/03/2025 10:54	142162.3	0.01		Intermittent
02/03/2025 9:54	142162.29	1.13		Intermittent
02/03/2025 8:54	142161.16	11.88		Intermittent
02/03/2025 7:54	142149.28	19.74		Intermittent
02/03/2025 6:54	142129.54	17.07		Intermittent
02/03/2025 5:54	142112.47	16.9		Intermittent
02/03/2025 4:54	142095.57	16.93		Intermittent
02/03/2025 3:54	142078.64	4.67		Intermittent
02/03/2025 2:54	142073.97	0.52		Intermittent
02/03/2025 1:54	142073.45	0		Intermittent
02/03/2025 0:54	142073.45	1.99		Intermittent
02/02/2025 23:54	142071.46	1.06		Intermittent
02/02/2025 22:54	142070.4	0		Intermittent
02/02/2025 21:54	142070.4	11.76		Intermittent

Date/Time ↓	Reading	Consumption	Reverse Flow	Consumption Flag
02/02/2025 20:54	142058.64	18.18		Intermittent
02/02/2025 19:54	142040.46	3.5		Intermittent
02/02/2025 18:54	142036.96	0.26		Intermittent
02/02/2025 17:54	142036.7	0.03		Intermittent
02/02/2025 16:54	142036.67	15.91		Intermittent
02/02/2025 15:54	142020.76	16.82		Intermittent
02/02/2025 14:54	142003.94	17.56		Intermittent
02/02/2025 13:54	141986.38	18.59		Intermittent
02/02/2025 12:54	141967.79	0.47		Intermittent
02/02/2025 11:54	141967.32	2.12		Intermittent
02/02/2025 10:54	141965.2	16.64		Intermittent
02/02/2025 9:54	141948.56	18.71		Intermittent
02/02/2025 8:54	141929.85	13.31		Intermittent
02/02/2025 7:54	141916.54	16.39		Intermittent
02/02/2025 6:54	141900.15	16.86		Intermittent
02/02/2025 5:54	141883.29	6.9		Intermittent
02/02/2025 4:54	141876.39	0		Intermittent
02/02/2025 3:54	141876.39	0		Intermittent

Date/Time	Reading	Consumption	Reverse Flow	Consumption Flag
02/02/2025 2:54	141876.39	3.72		Intermittent
02/02/2025 1:54	141872.67	10.55		Intermittent
02/02/2025 0:54	141862.12	16.93		Intermittent
02/01/2025 23:54	141845.19	16.9		Intermittent
02/01/2025 22:54	141828.29	16.84		Intermittent
02/01/2025 21:54	141811.45	16.8		Intermittent
02/01/2025 20:54	141794.65	17		Intermittent
02/01/2025 19:54	141777.65	17		Intermittent
02/01/2025 18:54	141760.65	17.32		Intermittent
02/01/2025 17:54	141743.33	16.98		Intermittent
02/01/2025 16:54	141726.35	16.7		Intermittent
02/01/2025 15:54	141709.65	18.15		Intermittent
02/01/2025 14:54	141691.5	17.66		Intermittent
02/01/2025 13:54	141673.84	14.57		Intermittent
02/01/2025 12:54	141659.27	0		Intermittent
02/01/2025 11:54	141659.27	0.01		Intermittent
02/01/2025 10:54	141659.26	8.54		Intermittent
02/01/2025 9:54	141650.72	11.86		Intermittent

Date/Time ↓	Reading	Consumption	Reverse Flow	Consumption Flag
02/01/2025 8:54	141638.86	11.78		Intermittent
02/01/2025 7:54	141627.08	10.17		Intermittent
02/01/2025 6:54	141616.91	11.55		Intermittent
02/01/2025 5:54	141605.36	16.91		Intermittent
02/01/2025 4:54	141588.45	3.24		Intermittent
02/01/2025 3:54	141585.21	0.57		Intermittent
02/01/2025 2:54	141584.64	12.6		Intermittent
02/01/2025 1:54	141572.04	8.99		Intermittent
02/01/2025 0:54	141563.05	0		Intermittent
01/31/2025 23:54	141563.05	0.02		Intermittent
01/31/2025 22:54	141563.03	3.48		Intermittent
01/31/2025 21:54	141559.55	16.8		Intermittent
01/31/2025 20:54	141542.75	16.77		Intermittent
01/31/2025 19:54	141525.98	16.78		Intermittent
01/31/2025 18:54	141509.2	16.87		Intermittent
01/31/2025 17:54	141492.33	17.45		Intermittent
01/31/2025 16:54	141474.88	11.37		Intermittent
01/31/2025 15:54	141463.51	17.56		Intermittent

Date/Time	Reading	Consumption	Reverse Flow	Consumption Flag
01/31/2025 14:54	141445.95	16.85		Intermittent
01/31/2025 13:54	141429.1	6.94		Intermittent
01/31/2025 12:54	141422.16	14		Intermittent
01/31/2025 11:54	141408.16	15.36		Intermittent
01/31/2025 10:54	141392.8	6.3		Intermittent
01/31/2025 9:54	141386.5	6.22		Intermittent
01/31/2025 8:54	141380.28	17.82		Intermittent
01/31/2025 7:54	141362.46	19.44		Intermittent
01/31/2025 6:54	141343.02	10.88		Intermittent
01/31/2025 5:54	141332.14	0		Intermittent
01/31/2025 4:54	141332.14	2.31		Intermittent
01/31/2025 3:54	141329.83	16.77		Intermittent
01/31/2025 2:54	141313.06	11.44		Intermittent
01/31/2025 1:54	141301.62	18.46		Intermittent
01/31/2025 0:54	141283.16	18.91		Intermittent
01/30/2025 23:54	141264.25	16.85		Intermittent
01/30/2025 22:54	141247.4	2.77		Intermittent
01/30/2025 21:54	141244.63	2.19		Intermittent

Date/Time	Reading	Consumption	Reverse Flow	Consumption Flag
01/30/2025 20:54	141242.44	18.25		Intermittent
01/30/2025 19:54	141224.19	16.79		Intermittent
01/30/2025 18:54	141207.4	17		Intermittent
01/30/2025 17:54	141190.4	16.82		Intermittent
01/30/2025 16:54	141173.58	16.85		Intermittent
01/30/2025 15:54	141156.73	1.23		Intermittent
01/30/2025 14:54	141155.5	3.78		Intermittent
01/30/2025 13:54	141151.72	17.1		Intermittent
01/30/2025 12:54	141134.62	17.51		Intermittent
01/30/2025 11:54	141117.11	8.06		Intermittent
01/30/2025 10:54	141109.05	2.77		Intermittent
01/30/2025 9:54	141106.28	13.76		Intermittent
01/30/2025 8:54	141092.52	7.25		Intermittent
01/30/2025 7:54	141085.27	18.86		Intermittent
01/30/2025 6:54	141066.41	17.12		Intermittent
01/30/2025 5:54	141049.29	16.87		Intermittent
01/30/2025 4:54	141032.42	5.57		Intermittent
01/30/2025 3:54	141026.85	0		Intermittent

Date/Time ↓	Reading	Consumption	Reverse Flow	Consumption Flag
01/30/2025 2:54	141026.85	15.68		Intermittent
01/30/2025 1:54	141011.17	18		Intermittent
01/30/2025 0:54	140993.17	17.75		Intermittent
01/29/2025 23:54	140975.42	17.08		Intermittent
01/29/2025 22:54	140958.34	1.55		Intermittent
01/29/2025 21:54	140956.79	3.07		Intermittent
01/29/2025 20:54	140953.72	18		Intermittent
01/29/2025 19:54	140935.72	17.37		Intermittent
01/29/2025 18:54	140918.35	22.08		Intermittent
01/29/2025 17:54	140896.27	20.25		Intermittent
01/29/2025 16:54	140876.02	17.92		Intermittent
01/29/2025 15:54	140858.1	17.44		Intermittent
01/29/2025 14:54	140840.66	16.76		Intermittent
01/29/2025 13:54	140823.9	16.77		Intermittent
01/29/2025 12:54	140807.13	16.84		Intermittent
01/29/2025 11:54	140790.29	16.83		Intermittent
01/29/2025 10:54	140773.46	17.07		Intermittent
01/29/2025 9:54	140756.39	18.02		Intermittent

Date/Time ↓	Reading	Consumption	Reverse Flow	Consumption Flag
01/29/2025 8:54	140738.37	16.83		Intermittent
01/29/2025 7:54	140721.54	19.21		Intermittent
01/29/2025 6:54	140702.33	11.85		Intermittent
01/29/2025 5:54	140690.48	0		Intermittent
01/29/2025 4:54	140690.48	0		Intermittent
01/29/2025 3:54	140690.48	0		Intermittent
01/29/2025 2:54	140690.48	5.55		Intermittent
01/29/2025 1:54	140684.93	16.78		Intermittent
01/29/2025 0:54	140668.15	21.14		Intermittent
01/28/2025 23:54	140647.01	17.42		Intermittent
01/28/2025 22:54	140629.59	16.81		Intermittent
01/28/2025 21:54	140612.78	17.1		Intermittent
01/28/2025 20:54	140595.68	16.85		Intermittent
01/28/2025 19:54	140578.83	17.54		Intermittent
01/28/2025 18:54	140561.29	17.23		Intermittent
01/28/2025 17:54	140544.06	13.39		Intermittent
01/28/2025 16:54	140530.67	15.71		Intermittent
01/28/2025 15:54	140514.96	12.46		Intermittent

Date/Time	Reading	Consumption	Reverse Flow	Consumption Flag
01/28/2025 14:54	140502.5	9.12		Intermittent
01/28/2025 13:54	140493.38	16.81		Intermittent
01/28/2025 12:54	140476.57	16.93		Intermittent
01/28/2025 11:54	140459.64	9.64		Intermittent
01/28/2025 10:54	140450	0.02		Intermittent
01/28/2025 9:54	140449.98	0.08		Intermittent
01/28/2025 8:54	140449.9	6.6		Intermittent
01/28/2025 7:54	140443.3	18.83		Intermittent
01/28/2025 6:54	140424.47	17.24		Intermittent
01/28/2025 5:54	140407.23	4.18		Intermittent
01/28/2025 4:54	140403.05	4.18		Intermittent
01/28/2025 3:54	140398.87	16.71		Intermittent
01/28/2025 2:54	140382.16	16.86		Intermittent
01/28/2025 1:54	140365.3	18.58		Intermittent
01/28/2025 0:54	140346.72	18.59		Intermittent
01/27/2025 23:54	140328.13	18.04		Intermittent
01/27/2025 22:54	140310.09	17.57		Intermittent
01/27/2025 21:54	140292.52	4.09		Intermittent

Date/Time	Reading	Consumption	Reverse Flow	Consumption Flag
01/27/2025 20:54	140288.43	12.53		Intermittent
01/27/2025 19:54	140275.9	17.36		Intermittent
01/27/2025 18:54	140258.54	16.71		Intermittent
01/27/2025 17:54	140241.83	16.74		Intermittent
01/27/2025 16:54	140225.09	17.07		Intermittent
01/27/2025 15:54	140208.02	16.95		Intermittent
01/27/2025 14:54	140191.07	18.96		Intermittent
01/27/2025 13:54	140172.11	19.5		Intermittent
01/27/2025 12:54	140152.61	1.94		Intermittent
01/27/2025 11:54	140150.67	0.96		Intermittent
01/27/2025 10:54	140149.71	17.37		Intermittent
01/27/2025 9:54	140132.34	17.11		Intermittent
01/27/2025 8:54	140115.23	17.25		Intermittent
01/27/2025 7:54	140097.98	17.85		Intermittent
01/27/2025 6:54	140080.13	7.52		Intermittent
01/27/2025 5:54	140072.61	0		Intermittent
01/27/2025 4:54	140072.61	0		Intermittent
01/27/2025 3:54	140072.61	0		Intermittent

Date/Time ↓	Reading	Consumption	Reverse Flow	Consumption Flag
01/27/2025 2:54	140072.61	0.92		Intermittent
01/27/2025 1:54	140071.69	7.71		Intermittent
01/27/2025 0:54	140063.98	16.8		Continuous
01/26/2025 23:54	140047.18	18.03		Continuous
01/26/2025 22:54	140029.15	17.44		Continuous
01/26/2025 21:54	140011.71	16.88		Continuous
01/26/2025 20:54	139994.83	17.97		Intermittent
01/26/2025 19:54	139976.86	17.82		Intermittent
01/26/2025 18:54	139959.04	18.16		Intermittent
01/26/2025 17:54	139940.88	16.74		Intermittent
01/26/2025 16:54	139924.14	18.23		Intermittent
01/26/2025 15:54	139905.91	17.85		Intermittent
01/26/2025 14:54	139888.06	17.01		Intermittent
01/26/2025 13:54	139871.05	17.3		Intermittent
01/26/2025 12:54	139853.75	17.54		Intermittent
01/26/2025 11:54	139836.21	17.19		Intermittent
01/26/2025 10:54	139819.02	14.18		Intermittent
01/26/2025 9:54	139804.84	9.88		Intermittent

Date/Time ↓	Reading	Consumption	Reverse Flow	Consumption Flag
01/26/2025 8:54	139794.96	18.54		Intermittent
01/26/2025 7:54	139776.42	16.68		Intermittent
01/26/2025 6:54	139759.74	16.71		Intermittent
01/26/2025 5:54	139743.03	16.72		Intermittent
01/26/2025 4:54	139726.31	16.73		Intermittent
01/26/2025 3:54	139709.58	16.75		Intermittent
01/26/2025 2:54	139692.83	16.8		Intermittent
01/26/2025 1:54	139676.03	17.62		Intermittent
01/26/2025 0:54	139658.41	19.62		Intermittent
01/25/2025 23:54	139638.79	16.88		Intermittent
01/25/2025 22:54	139621.91	16.68		Intermittent
01/25/2025 21:54	139605.23	0.95		Intermittent
01/25/2025 20:54	139604.28	3.94		Intermittent
01/25/2025 19:54	139600.34	0.03		Intermittent
01/25/2025 18:54	139600.31	0		Intermittent
01/25/2025 17:54	139600.31	12.58		Intermittent
01/25/2025 16:54	139587.73	16.9		Intermittent
01/25/2025 15:54	139570.83	6.23		Intermittent

Date/Time	Reading	Consumption	Reverse Flow	Consumption Flag
01/25/2025 14:54	139564.6	7.46		Intermittent
01/25/2025 13:54	139557.14	19.01		Intermittent
01/25/2025 12:54	139538.13	18		Intermittent
01/25/2025 11:54	139520.13	16.8		Intermittent
01/25/2025 10:54	139503.33	16.83		Intermittent
01/25/2025 9:54	139486.5	7.57		Intermittent
01/25/2025 8:54	139478.93	8.89		Intermittent
01/25/2025 7:54	139470.04	18.73		Intermittent
01/25/2025 6:54	139451.31	7.98		Intermittent
01/25/2025 5:54	139443.33	4.23		Intermittent
01/25/2025 4:54	139439.1	16.7		Intermittent
01/25/2025 3:54	139422.4	16.88		Intermittent
01/25/2025 2:54	139405.52	16.84		Intermittent
01/25/2025 1:54	139388.68	16.85		Intermittent
01/25/2025 0:54	139371.83	20.51		Intermittent
01/24/2025 23:54	139351.32	19.87		Intermittent
01/24/2025 22:54	139331.45	7.22		Intermittent
01/24/2025 21:54	139324.23	0.4		Intermittent

Date/Time ↓	Reading	Consumption	Reverse Flow	Consumption Flag
01/24/2025 20:54	139323.83	0		Intermittent
01/24/2025 19:54	139323.83	0		Intermittent
01/24/2025 18:54	139323.83	10.37		Intermittent
01/24/2025 17:54	139313.46	10.6		Intermittent
01/24/2025 16:54	139302.86	15.22		Intermittent
01/24/2025 15:54	139287.64	18.45		Intermittent
01/24/2025 14:54	139269.19	16.79		Intermittent
01/24/2025 13:54	139252.4	18.13		Intermittent
01/24/2025 12:54	139234.27	18.63		Intermittent
01/24/2025 11:54	139215.64	1.11		Intermittent
01/24/2025 10:54	139214.53	0		Intermittent
01/24/2025 9:54	139214.53	1.83		Intermittent
01/24/2025 8:54	139212.7	0.06		Intermittent
01/24/2025 7:54	139212.64	5.24		Intermittent
01/24/2025 6:54	139207.4	17.15		Intermittent
01/24/2025 5:54	139190.25	16.79		Intermittent
01/24/2025 4:54	139173.46	16.86		Intermittent
01/24/2025 3:54	139156.6	12.6		Intermittent

Date/Time ↓	Reading	Consumption	Reverse Flow	Consumption Flag
01/24/2025 2:54	139144	0		Intermittent
01/24/2025 1:54	139144	14.57		Intermittent
01/24/2025 0:54	139129.43	20.7		Intermittent
01/23/2025 23:54	139108.73	9.42		Intermittent
01/23/2025 22:54	139099.31	0.33		Intermittent
01/23/2025 21:54	139098.98	2.22		Intermittent
01/23/2025 20:54	139096.76	0.96		Intermittent
01/23/2025 19:54	139095.8	5.05		Intermittent
01/23/2025 18:54	139090.75	18.81		Intermittent
01/23/2025 17:54	139071.94	18.08		Intermittent
01/23/2025 16:54	139053.86	7.29		Intermittent
01/23/2025 15:54	139046.57	5.3		Intermittent
01/23/2025 14:54	139041.27	6.9		Intermittent
01/23/2025 13:54	139034.37	18.53		Intermittent
01/23/2025 12:54	139015.84	0.03		Intermittent
01/23/2025 11:54	139015.81	0		Intermittent
01/23/2025 10:54	139015.81	9.92		Intermittent
01/23/2025 9:54	139005.89	9.93		Intermittent

Date/Time	Reading	Consumption	Reverse Flow	Consumption Flag
01/23/2025 8:54	138995.96	0.11		Intermittent
01/23/2025 7:54	138995.85	3.03		Intermittent
01/23/2025 6:54	138992.82	12.98		Intermittent
01/23/2025 5:54	138979.84	16.85		Intermittent
01/23/2025 4:54	138962.99	11.83		Intermittent
01/23/2025 3:54	138951.16	0		Intermittent
01/23/2025 2:54	138951.16	13.62		Intermittent
01/23/2025 1:54	138937.54	15.71		Intermittent
01/23/2025 0:54	138921.83	1.74		Intermittent
01/22/2025 23:54	138920.09	15.1		Intermittent
01/22/2025 22:54	138904.99	3.51		Intermittent
01/22/2025 21:54	138901.48	17.52		Intermittent
01/22/2025 20:54	138883.96	16.81		Intermittent
01/22/2025 19:54	138867.15	16.85		Intermittent
01/22/2025 18:54	138850.3	16.87		Intermittent
01/22/2025 17:54	138833.43	7.25		Intermittent
01/22/2025 16:54	138826.18	1.7		Intermittent
01/22/2025 15:54	138824.48	10.15		Intermittent

Date/Time ↓	Reading	Consumption	Reverse Flow	Consumption Flag
01/22/2025 14:54	138814.33	10.09		Intermittent
01/22/2025 13:54	138804.24	17.17		Intermittent
01/22/2025 12:54	138787.07	17.18		Intermittent
01/22/2025 11:54	138769.89	13.87		Intermittent
01/22/2025 10:54	138756.02	1.37		Intermittent
01/22/2025 9:54	138754.65	3.05		Intermittent
01/22/2025 8:54	138751.6	0.72		Intermittent
01/22/2025 7:54	138750.88	6.87		Intermittent
01/22/2025 6:54	138744.01	10.59		Intermittent
01/22/2025 5:54	138733.42	16.71		Intermittent
01/22/2025 4:54	138716.71	16.8		Intermittent
01/22/2025 3:54	138699.91	12.83		Intermittent
01/22/2025 2:54	138687.08	9.87		Intermittent
01/22/2025 1:54	138677.21	15.18		Intermittent
01/22/2025 0:54	138662.03	17.89		Intermittent
01/21/2025 23:54	138644.14	16.96		Intermittent
01/21/2025 22:54	138627.18	11.06		Intermittent
01/21/2025 21:54	138616.12	0.15		Intermittent

Date/Time ↓	Reading	Consumption	Reverse Flow	Consumption Flag
01/21/2025 20:54	138615.97	2.65		Intermittent
01/21/2025 19:54	138613.32	0.5		Intermittent
01/21/2025 18:54	138612.82	1.05		Intermittent
01/21/2025 17:54	138611.77	0.5		Intermittent
01/21/2025 16:54	138611.27	2.13		Intermittent
01/21/2025 15:54	138609.14	14.3		Intermittent
01/21/2025 14:54	138594.84	16.76		Intermittent
01/21/2025 13:54	138578.08	10.6		Intermittent
01/21/2025 12:54	138567.48	4.84		Intermittent
01/21/2025 11:54	138562.64	4.03		Intermittent
01/21/2025 10:54	138558.61	0.5		Intermittent
01/21/2025 9:54	138558.11	0		Intermittent
01/21/2025 8:54	138558.11	15.75		Intermittent
01/21/2025 7:54	138542.36	16.84		Intermittent
01/21/2025 6:54	138525.52	9.21		Intermittent
01/21/2025 5:54	138516.31	0		Intermittent
01/21/2025 4:54	138516.31	0		Intermittent
01/21/2025 3:54	138516.31	14.67		Intermittent

Date/Time ↓	Reading	Consumption	Reverse Flow	Consumption Flag
01/21/2025 2:54	138501.64	16.9		Intermittent
01/21/2025 1:54	138484.74	12.15		Intermittent
01/21/2025 0:54	138472.59	16.83		Intermittent
01/20/2025 23:54	138455.76	4.48		Intermittent
01/20/2025 22:54	138451.28	17.23		Intermittent
01/20/2025 21:54	138434.05	17.52		Intermittent
01/20/2025 20:54	138416.53	16.97		Intermittent
01/20/2025 19:54	138399.56	26.81		Intermittent
01/20/2025 18:54	138372.75	19.13		Intermittent
01/20/2025 17:54	138353.62	16.42		Intermittent
01/20/2025 16:54	138337.2	2.93		Intermittent
01/20/2025 15:54	138334.27	22.14		Intermittent
01/20/2025 14:54	138312.13	8.14		Intermittent
01/20/2025 13:54	138303.99	15.97		Intermittent
01/20/2025 12:54	138288.02	17.89		Intermittent
01/20/2025 11:54	138270.13	17.2		Intermittent
01/20/2025 10:54	138252.93	17.54		Intermittent
01/20/2025 9:54	138235.39	12		Intermittent

Date/Time ↓	Reading	Consumption	Reverse Flow	Consumption Flag
01/20/2025 8:54	138223.39	13.72		Intermittent
01/20/2025 7:54	138209.67	16.86		Intermittent
01/20/2025 6:54	138192.81	16.85		Intermittent
01/20/2025 5:54	138175.96	2.98		Intermittent
01/20/2025 4:54	138172.98	0		Intermittent
01/20/2025 3:54	138172.98	0		Intermittent
01/20/2025 2:54	138172.98	11.82		Intermittent
01/20/2025 1:54	138161.16	19.52		Intermittent
01/20/2025 0:54	138141.64	18.38		Intermittent
01/19/2025 23:54	138123.26	3.41		Intermittent
01/19/2025 22:54	138119.85	0		Intermittent
01/19/2025 21:54	138119.85	19.19		Intermittent
01/19/2025 20:54	138100.66	16.77		Intermittent
01/19/2025 19:54	138083.89	14.93		Intermittent
01/19/2025 18:54	138068.96	0.44		Intermittent
01/19/2025 17:54	138068.52	2.18		Intermittent
01/19/2025 16:54	138066.34	5.05		Intermittent
01/19/2025 15:54	138061.29	0.08		Intermittent

Date/Time	Reading	Consumption	Reverse Flow	Consumption Flag
01/19/2025 14:54	138061.21	0.85		Intermittent
01/19/2025 13:54	138060.36	2.37		Intermittent
01/19/2025 12:54	138057.99	0.55		Intermittent
01/19/2025 11:54	138057.44	0.31		Intermittent
01/19/2025 10:54	138057.13	9.78		Intermittent
01/19/2025 9:54	138047.35	13.74		Intermittent
01/19/2025 8:54	138033.61	16.85		Intermittent
01/19/2025 7:54	138016.76	8.4		Intermittent
01/19/2025 6:54	138008.36	0		Intermittent
01/19/2025 5:54	138008.36	0		Intermittent
01/19/2025 4:54	138008.36	9.7		Intermittent
01/19/2025 3:54	137998.66	21.42		Intermittent
01/19/2025 2:54	137977.24	10.63		Intermittent
01/19/2025 1:54	137966.61	1.77		Intermittent
01/19/2025 0:54	137964.84	15.81		Intermittent
01/18/2025 23:54	137949.03	9.57		Intermittent
01/18/2025 22:54	137939.46	10.5		Intermittent
01/18/2025 21:54	137928.96	13.29		Intermittent

Date/Time ↓	Reading	Consumption	Reverse Flow	Consumption Flag
01/18/2025 20:54	137915.67	16.8		Intermittent
01/18/2025 19:54	137898.87	6.63		Intermittent
01/18/2025 18:54	137892.24	6.63		Intermittent
01/18/2025 17:54	137885.61	15.74		Intermittent
01/18/2025 16:54	137869.87	16.75		Intermittent
01/18/2025 15:54	137853.12	17.33		Intermittent
01/18/2025 14:54	137835.79	20.73		Intermittent
01/18/2025 13:54	137815.06	17.7		Intermittent
01/18/2025 12:54	137797.36	6.5		Intermittent
01/18/2025 11:54	137790.86	10.59		Intermittent
01/18/2025 10:54	137780.27	17.5		Intermittent
01/18/2025 9:54	137762.77	14.86		Intermittent
01/18/2025 8:54	137747.91	1.89		Intermittent
01/18/2025 7:54	137746.02	16.77		Intermittent
01/18/2025 6:54	137729.25	15.06		Intermittent
01/18/2025 5:54	137714.19	0		Intermittent
01/18/2025 4:54	137714.19	0		Intermittent
01/18/2025 3:54	137714.19	5.86		Intermittent

Date/Time	Reading	Consumption	Reverse Flow	Consumption Flag
01/18/2025 2:54	137708.33	13.47		Intermittent
01/18/2025 1:54	137694.86	12.66		Intermittent
01/18/2025 0:54	137682.2	10.03		Intermittent
01/17/2025 23:54	137672.17	18.74		Intermittent
01/17/2025 22:54	137653.43	16.82		Intermittent
01/17/2025 21:54	137636.61	2.52		Intermittent
01/17/2025 20:54	137634.09	0.11		Intermittent
01/17/2025 19:54	137633.98	0.43		Intermittent
01/17/2025 18:54	137633.55	20.05		Intermittent
01/17/2025 17:54	137613.5	19.26		Intermittent
01/17/2025 16:54	137594.24	10.23		Intermittent
01/17/2025 15:54	137584.01	3.34		Intermittent
01/17/2025 14:54	137580.67	2.23		Intermittent
01/17/2025 13:54	137578.44	3.83		Intermittent
01/17/2025 12:54	137574.61	18.21		Intermittent
01/17/2025 11:54	137556.4	15.99		Intermittent
01/17/2025 10:54	137540.41	3.11		Intermittent
01/17/2025 9:54	137537.3	14.57		Intermittent

Date/Time ↓	Reading	Consumption	Reverse Flow	Consumption Flag
01/17/2025 8:54	137522.73	18.27		Intermittent
01/17/2025 7:54	137504.46	13.57		Intermittent
01/17/2025 6:54	137490.89	14.35		Intermittent
01/17/2025 5:54	137476.54	5.94		Intermittent
01/17/2025 4:54	137470.6	16.74		Intermittent
01/17/2025 3:54	137453.86	16.96		Intermittent
01/17/2025 2:54	137436.9	5.27		Intermittent
01/17/2025 1:54	137431.63	0.08		Intermittent
01/17/2025 0:54	137431.55	0.85		Intermittent
01/16/2025 23:54	137430.7	18.99		Intermittent
01/16/2025 22:54	137411.71	17.03		Intermittent
01/16/2025 21:54	137394.68	13.33		Intermittent
01/16/2025 20:54	137381.35	17.28		Intermittent
01/16/2025 19:54	137364.07	2.86		Intermittent
01/16/2025 18:54	137361.21	7.65		Intermittent
01/16/2025 17:54	137353.56	13.61		Intermittent
01/16/2025 16:54	137339.95	18.07		Intermittent
01/16/2025 15:54	137321.88	11.44		Intermittent

Date/Time	Reading	Consumption	Reverse Flow	Consumption Flag
01/16/2025 14:54	137310.44	0.06		Intermittent
01/16/2025 13:54	137310.38	7.31		Intermittent
01/16/2025 12:54	137303.07	0.13		Intermittent
01/16/2025 11:54	137302.94	13.37		Intermittent
01/16/2025 10:54	137289.57	16.95		Intermittent
01/16/2025 9:54	137272.62	16.83		Intermittent
01/16/2025 8:54	137255.79	15.63		Intermittent
01/16/2025 7:54	137240.16	0.46		Intermittent
01/16/2025 6:54	137239.7	13.16		Intermittent
01/16/2025 5:54	137226.54	16.83		Intermittent
01/16/2025 4:54	137209.71	16.91		Intermittent
01/16/2025 3:54	137192.8	3.51		Intermittent
01/16/2025 2:54	137189.29	0		Intermittent
01/16/2025 1:54	137189.29	2.56		Intermittent
01/16/2025 0:54	137186.73	1.13		Intermittent
01/15/2025 23:54	137185.6	1.95		Intermittent
01/15/2025 22:54	137183.65	16.67		Intermittent
01/15/2025 21:54	137166.98	16.71		Intermittent

Date/Time ↓	Reading	Consumption	Reverse Flow	Consumption Flag
01/15/2025 20:54	137150.27	10.13		Intermittent
01/15/2025 19:54	137140.14	16.96		Intermittent
01/15/2025 18:54	137123.18	16.99		Intermittent
01/15/2025 17:54	137106.19	19.56		Intermittent
01/15/2025 16:54	137086.63	17.79		Intermittent
01/15/2025 15:54	137068.84	18.69		Intermittent
01/15/2025 14:54	137050.15	0.19		Intermittent
01/15/2025 13:54	137049.96	10.45		Intermittent
01/15/2025 12:54	137039.51	12.71		Intermittent
01/15/2025 11:54	137026.8	0		Intermittent
01/15/2025 10:54	137026.8	0.1		Intermittent
01/15/2025 9:54	137026.7	1.34		Intermittent
01/15/2025 8:54	137025.36	14.52		Intermittent
01/15/2025 7:54	137010.84	17.76		Intermittent
01/15/2025 6:54	136993.08	17		Intermittent
01/15/2025 5:54	136976.08	16.75		Intermittent
01/15/2025 4:54	136959.33	16.78		Intermittent
01/15/2025 3:54	136942.55	16.89		Intermittent

Date/Time ↓	Reading	Consumption	Reverse Flow	Consumption Flag
01/15/2025 2:54	136925.66	16.83		Intermittent
01/15/2025 1:54	136908.83	16.92		Intermittent
01/15/2025 0:54	136891.91	12.75		Intermittent
01/14/2025 23:54	136879.16	1.63		Intermittent
01/14/2025 22:54	136877.53	0		Intermittent
01/14/2025 21:54	136877.53	1.6		Intermittent
01/14/2025 20:54	136875.93	0		Intermittent
01/14/2025 19:54	136875.93	0		Intermittent
01/14/2025 18:54	136875.93	0.01		Intermittent
01/14/2025 17:54	136875.92	3.02		Intermittent
01/14/2025 16:54	136872.9	17.6		Intermittent
01/14/2025 15:54	136855.3	9.74		Intermittent
01/14/2025 14:54	136845.56	16.73		Intermittent
01/14/2025 13:54	136828.83	16.75		Intermittent
01/14/2025 12:54	136812.08	17.26		Intermittent
01/14/2025 11:54	136794.82	16.93		Intermittent
01/14/2025 10:54	136777.89	12.36		Intermittent
01/14/2025 9:54	136765.53	0.93		Intermittent

Date/Time	Reading	Consumption	Reverse Flow	Consumption Flag
01/14/2025 8:54	136764.6	0		Intermittent
01/14/2025 7:54	136764.6	4.75		Intermittent
01/14/2025 6:54	136759.85	9.12		Intermittent
01/14/2025 5:54	136750.73	0.08		Intermittent
01/14/2025 4:54	136750.65	2.36		Intermittent
01/14/2025 3:54	136748.29	2.37		Intermittent
01/14/2025 2:54	136745.92	5.09		Intermittent
01/14/2025 1:54	136740.83	1.88		Intermittent
01/14/2025 0:54	136738.95	6.99		Intermittent
01/13/2025 23:54	136731.96	7		Intermittent
01/13/2025 22:54	136724.96	18.65		Intermittent
01/13/2025 21:54	136706.31	16.69		Intermittent
01/13/2025 20:54	136689.62	17.31		Intermittent
01/13/2025 19:54	136672.31	16.7		Intermittent
01/13/2025 18:54	136655.61	19.75		Intermittent
01/13/2025 17:54	136635.86	16.91		Intermittent
01/13/2025 16:54	136618.95	5.85		Intermittent
01/13/2025 15:54	136613.1	11.2		Intermittent

Date/Time ↓	Reading	Consumption	Reverse Flow	Consumption Flag
01/13/2025 14:54	136601.9	19.36		Intermittent
01/13/2025 13:54	136582.54	19.69		Intermittent
01/13/2025 12:54	136562.85	16.94		Intermittent
01/13/2025 11:54	136545.91	8.56		Intermittent
01/13/2025 10:54	136537.35	0.57		Intermittent
01/13/2025 9:54	136536.78	2.63		Intermittent
01/13/2025 8:54	136534.15	13.05		Intermittent
01/13/2025 7:54	136521.1	14.7		Intermittent
01/13/2025 6:54	136506.4	17.11		Intermittent
01/13/2025 5:54	136489.29	16.75		Intermittent
01/13/2025 4:54	136472.54	16.75		Intermittent
01/13/2025 3:54	136455.79	16.77		Intermittent
01/13/2025 2:54	136439.02	16.8		Intermittent
01/13/2025 1:54	136422.22	16.81		Intermittent
01/13/2025 0:54	136405.41	17.29		Intermittent
01/12/2025 23:54	136388.12	17.23		Intermittent
01/12/2025 22:54	136370.89	15.48		Intermittent
01/12/2025 21:54	136355.41	17.45		Intermittent

Date/Time	Reading	Consumption	Reverse Flow	Consumption Flag
01/12/2025 20:54	136337.96	19.08		Intermittent
01/12/2025 19:54	136318.88	17.42		Intermittent
01/12/2025 18:54	136301.46	16.81		Intermittent
01/12/2025 17:54	136284.65	11.1		Intermittent
01/12/2025 16:54	136273.55	0.19		Intermittent
01/12/2025 15:54	136273.36	0.08		Intermittent
01/12/2025 14:54	136273.28	0.76		Intermittent
01/12/2025 13:54	136272.52	0.18		Intermittent
01/12/2025 12:54	136272.34	2.02		Intermittent
01/12/2025 11:54	136270.32	5.25		Intermittent
01/12/2025 10:54	136265.07	0.31		Intermittent
01/12/2025 9:54	136264.76	20.9		Intermittent
01/12/2025 8:54	136243.86	18.8		Intermittent
01/12/2025 7:54	136225.06	17.25		Intermittent
01/12/2025 6:54	136207.81	5.58		Intermittent
01/12/2025 5:54	136202.23	0		Intermittent
01/12/2025 4:54	136202.23	0		Intermittent
01/12/2025 3:54	136202.23	2.41		Intermittent

Date/Time ↓	Reading	Consumption	Reverse Flow	Consumption Flag
01/12/2025 2:54	136199.82	16.8		Intermittent
01/12/2025 1:54	136183.02	20.73		Intermittent
01/12/2025 0:54	136162.29	17.3		Intermittent
01/11/2025 23:54	136144.99	18.22		Intermittent
01/11/2025 22:54	136126.77	16.78		Intermittent
01/11/2025 21:54	136109.99	0.25		Intermittent
01/11/2025 20:54	136109.74	0.02		Intermittent
01/11/2025 19:54	136109.72	0.57		Intermittent
01/11/2025 18:54	136109.15	5		Intermittent
01/11/2025 17:54	136104.15	9.27		Intermittent
01/11/2025 16:54	136094.88	0		Intermittent
01/11/2025 15:54	136094.88	0		Intermittent
01/11/2025 14:54	136094.88	7.05		Intermittent
01/11/2025 13:54	136087.83	17.04		Intermittent
01/11/2025 12:54	136070.79	16.69		Intermittent
01/11/2025 11:54	136054.1	16.72		Intermittent
01/11/2025 10:54	136037.38	16.78		Intermittent
01/11/2025 9:54	136020.6	6.83		Intermittent

Date/Time	Reading	Consumption	Reverse Flow	Consumption Flag
01/11/2025 8:54	136013.77	3.32		Intermittent
01/11/2025 7:54	136010.45	9.93		Intermittent
01/11/2025 6:54	136000.52	8.34		Intermittent
01/11/2025 5:54	135992.18	5.42		Intermittent
01/11/2025 4:54	135986.76	16.98		Intermittent
01/11/2025 3:54	135969.78	16.78		Intermittent
01/11/2025 2:54	135953	16.76		Intermittent
01/11/2025 1:54	135936.24	16.79		Intermittent
01/11/2025 0:54	135919.45	19.65		Intermittent
01/10/2025 23:54	135899.8	17.52		Intermittent
01/10/2025 22:54	135882.28	17.45		Intermittent
01/10/2025 21:54	135864.83	19.18		Intermittent
01/10/2025 20:54	135845.65	18.76		Intermittent
01/10/2025 19:54	135826.89	10.54		Intermittent
01/10/2025 18:54	135816.35	0.34		Intermittent
01/10/2025 17:54	135816.01	18.35		Intermittent
01/10/2025 16:54	135797.66	17.69		Intermittent
01/10/2025 15:54	135779.97	16.95		Intermittent

Date/Time ↓	Reading	Consumption	Reverse Flow	Consumption Flag
01/10/2025 14:54	135763.02	7.82		Intermittent
01/10/2025 13:54	135755.2	0		Intermittent
01/10/2025 12:54	135755.2	0.01		Intermittent
01/10/2025 11:54	135755.19	15.2		Intermittent
01/10/2025 10:54	135739.99	14.73		Intermittent
01/10/2025 9:54	135725.26	0.99		Intermittent
01/10/2025 8:54	135724.27	13.44		Intermittent
01/10/2025 7:54	135710.83	22.23		Intermittent
01/10/2025 6:54	135688.6	9.84		Intermittent
01/10/2025 5:54	135678.76	0.47		Intermittent
01/10/2025 4:54	135678.29	10.42		Intermittent
01/10/2025 3:54	135667.87	16.82		Intermittent
01/10/2025 2:54	135651.05	7.46		Intermittent
01/10/2025 1:54	135643.59	0		Intermittent
01/10/2025 0:54	135643.59	2.62		Intermittent
01/09/2025 23:54	135640.97	0.57		Intermittent
01/09/2025 22:54	135640.4	4.25		Intermittent
01/09/2025 21:54	135636.15	8.95		Intermittent

Date/Time ↓	Reading	Consumption	Reverse Flow	Consumption Flag
01/09/2025 20:54	135627.2	16.75		Intermittent
01/09/2025 19:54	135610.45	18.06		Intermittent
01/09/2025 18:54	135592.39	16.74		Intermittent
01/09/2025 17:54	135575.65	17.83		Intermittent
01/09/2025 16:54	135557.82	16.78		Intermittent
01/09/2025 15:54	135541.04	17.48		Intermittent
01/09/2025 14:54	135523.56	16.81		Intermittent
01/09/2025 13:54	135506.75	16.88		Intermittent
01/09/2025 12:54	135489.87	3.31		Intermittent
01/09/2025 11:54	135486.56	0		Intermittent
01/09/2025 10:54	135486.56	6.87		Intermittent
01/09/2025 9:54	135479.69	17.27		Intermittent
01/09/2025 8:54	135462.42	17.28		Intermittent
01/09/2025 7:54	135445.14	18.24		Intermittent
01/09/2025 6:54	135426.9	8.66		Intermittent
01/09/2025 5:54	135418.24	0		Intermittent
01/09/2025 4:54	135418.24	0		Intermittent
01/09/2025 3:54	135418.24	0		Intermittent

Date/Time	Reading	Consumption	Reverse Flow	Consumption Flag
01/09/2025 2:54	135418.24	7.81		Intermittent
01/09/2025 1:54	135410.43	16.7		Intermittent
01/09/2025 0:54	135393.73	16.74		Intermittent
01/08/2025 23:54	135376.99	8.25		Intermittent
01/08/2025 22:54	135368.74	10.61		Intermittent
01/08/2025 21:54	135358.13	16.35		Intermittent
01/08/2025 20:54	135341.78	7.11		Intermittent
01/08/2025 19:54	135334.67	4.9		Intermittent
01/08/2025 18:54	135329.77	0.1		Intermittent
01/08/2025 17:54	135329.67	11.66		Intermittent
01/08/2025 16:54	135318.01	17.62		Intermittent
01/08/2025 15:54	135300.39	17.43		Intermittent
01/08/2025 14:54	135282.96	19.09		Intermittent
01/08/2025 13:54	135263.87	7.75		Intermittent
01/08/2025 12:54	135256.12	12.94		Intermittent
01/08/2025 11:54	135243.18	17.07		Intermittent
01/08/2025 10:54	135226.11	16.81		Intermittent
01/08/2025 9:54	135209.3	10.91		Intermittent

Date/Time ↓	Reading	Consumption	Reverse Flow	Consumption Flag
01/08/2025 8:54	135198.39	10.57		Intermittent
01/08/2025 7:54	135187.82	17.16		Intermittent
01/08/2025 6:54	135170.66	16.94		Intermittent
01/08/2025 5:54	135153.72	10.15		Intermittent
01/08/2025 4:54	135143.57	0		Intermittent
01/08/2025 3:54	135143.57	0		Intermittent
01/08/2025 2:54	135143.57	0		Intermittent
01/08/2025 1:54	135143.57	0		Intermittent
01/08/2025 0:54	135143.57	1.92		Intermittent
01/07/2025 23:54	135141.65	9.06		Intermittent
01/07/2025 22:54	135132.59	16.71		Intermittent
01/07/2025 21:54	135115.88	16.68		Intermittent
01/07/2025 20:54	135099.2	16.69		Intermittent
01/07/2025 19:54	135082.51	13.05		Intermittent
01/07/2025 18:54	135069.46	8.6		Intermittent
01/07/2025 17:54	135060.86	5.22		Intermittent
01/07/2025 16:54	135055.64	14.78		Intermittent
01/07/2025 15:54	135040.86	17.21		Intermittent

Date/Time ↓	Reading	Consumption	Reverse Flow	Consumption Flag
01/07/2025 14:54	135023.65	16.71		Intermittent
01/07/2025 13:54	135006.94	16.81		Intermittent
01/07/2025 12:54	134990.13	11.53		Intermittent
01/07/2025 11:54	134978.6	16.51		Intermittent
01/07/2025 10:54	134962.09	16.97		Intermittent
01/07/2025 9:54	134945.12	18.62		Intermittent
01/07/2025 8:54	134926.5	16.87		Intermittent
01/07/2025 7:54	134909.63	17.74		Intermittent
01/07/2025 6:54	134891.89	17.57		Intermittent
01/07/2025 5:54	134874.32	16.26		Intermittent
01/07/2025 4:54	134858.06	0		Intermittent
01/07/2025 3:54	134858.06	0.41		Intermittent
01/07/2025 2:54	134857.65	5.19		Intermittent
01/07/2025 1:54	134852.46	16.77		Intermittent
01/07/2025 0:54	134835.69	17.35		Intermittent
01/06/2025 23:54	134818.34	16.77		Intermittent
01/06/2025 22:54	134801.57	16.78		Intermittent
01/06/2025 21:54	134784.79	19.16		Intermittent

Date/Time ↓	Reading	Consumption	Reverse Flow	Consumption Flag
01/06/2025 20:54	134765.63	12.9		Intermittent
01/06/2025 19:54	134752.73	0		Intermittent
01/06/2025 18:54	134752.73	5.16		Intermittent
01/06/2025 17:54	134747.57	15.24		Intermittent
01/06/2025 16:54	134732.33	18.86		Intermittent
01/06/2025 15:54	134713.47	16.97		Intermittent
01/06/2025 14:54	134696.5	18.05		Intermittent
01/06/2025 13:54	134678.45	3.88		Intermittent
01/06/2025 12:54	134674.57	8.59		Intermittent
01/06/2025 11:54	134665.98	0.04		Intermittent
01/06/2025 10:54	134665.94	0.44		Intermittent
01/06/2025 9:54	134665.5	2.21		Intermittent
01/06/2025 8:54	134663.29	0.48		Intermittent
01/06/2025 7:54	134662.81	13.73		Intermittent
01/06/2025 6:54	134649.08	9.97		Intermittent
01/06/2025 5:54	134639.11	0.41		Intermittent
01/06/2025 4:54	134638.7	4.74		Intermittent
01/06/2025 3:54	134633.96	16.83		Intermittent

Date/Time ↓	Reading	Consumption	Reverse Flow	Consumption Flag
01/06/2025 2:54	134617.13	16.73		Intermittent
01/06/2025 1:54	134600.4	19.25		Intermittent
01/06/2025 0:54	134581.15	22.67		Intermittent
01/05/2025 23:54	134558.48	17.51		Intermittent
01/05/2025 22:54	134540.97	16.74		Intermittent
01/05/2025 21:54	134524.23	16.01		Intermittent
01/05/2025 20:54	134508.22	16.71		Intermittent
01/05/2025 19:54	134491.51	8.6		Intermittent
01/05/2025 18:54	134482.91	10.29		Intermittent
01/05/2025 17:54	134472.62	17.51		Intermittent
01/05/2025 16:54	134455.11	4.69		Intermittent
01/05/2025 15:54	134450.42	5.94		Intermittent
01/05/2025 14:54	134444.48	17.22		Intermittent
01/05/2025 13:54	134427.26	12.86		Intermittent
01/05/2025 12:54	134414.4	0		Intermittent
01/05/2025 11:54	134414.4	2.96		Intermittent
01/05/2025 10:54	134411.44	3.67		Intermittent
01/05/2025 9:54	134407.77	8.07		Intermittent

Date/Time ↓	Reading	Consumption	Reverse Flow	Consumption Flag
01/05/2025 8:54	134399.7	16.3		Intermittent
01/05/2025 7:54	134383.4	13.81		Intermittent
01/05/2025 6:54	134369.59	16.88		Intermittent
01/05/2025 5:54	134352.71	4.41		Intermittent
01/05/2025 4:54	134348.3	0		Intermittent
01/05/2025 3:54	134348.3	0		Intermittent
01/05/2025 2:54	134348.3	4.09		Intermittent
01/05/2025 1:54	134344.21	0.44		Intermittent
01/05/2025 0:54	134343.77	13.21		Intermittent
01/04/2025 23:54	134330.56	16.8		Intermittent
01/04/2025 22:54	134313.76	17.66		Intermittent
01/04/2025 21:54	134296.1	16.85		Intermittent
01/04/2025 20:54	134279.25	16.76		Intermittent
01/04/2025 19:54	134262.49	16.99		Intermittent
01/04/2025 18:54	134245.5	16.78		Intermittent
01/04/2025 17:54	134228.72	16.79		Intermittent
01/04/2025 16:54	134211.93	17.78		Intermittent
01/04/2025 15:54	134194.15	20.87		Intermittent

Date/Time ↓	Reading	Consumption	Reverse Flow	Consumption Flag
01/04/2025 14:54	134173.28	9.21		Intermittent
01/04/2025 13:54	134164.07	1.37		Intermittent
01/04/2025 12:54	134162.7	3.49		Intermittent
01/04/2025 11:54	134159.21	16.66		Intermittent
01/04/2025 10:54	134142.55	17.08		Intermittent
01/04/2025 9:54	134125.47	18.82		Intermittent
01/04/2025 8:54	134106.65	18.07		Intermittent
01/04/2025 7:54	134088.58	18.81		Intermittent
01/04/2025 6:54	134069.77	16.8		Intermittent
01/04/2025 5:54	134052.97	16.84		Intermittent
01/04/2025 4:54	134036.13	3.2		Intermittent
01/04/2025 3:54	134032.93	0		Intermittent
01/04/2025 2:54	134032.93	0.51		Intermittent
01/04/2025 1:54	134032.42	2.68		Intermittent
01/04/2025 0:54	134029.74	10.25		Intermittent
01/03/2025 23:54	134019.49	16.72		Intermittent
01/03/2025 22:54	134002.77	17.11		Intermittent
01/03/2025 21:54	133985.66	16.69		Intermittent

Date/Time	Reading	Consumption	Reverse Flow	Consumption Flag
01/03/2025 20:54	133968.97	16.65		Intermittent
01/03/2025 19:54	133952.32	17.5		Intermittent
01/03/2025 18:54	133934.82	16.67		Intermittent
01/03/2025 17:54	133918.15	16.71		Intermittent
01/03/2025 16:54	133901.44	19.17		Intermittent
01/03/2025 15:54	133882.27	17.88		Intermittent
01/03/2025 14:54	133864.39	13.9		Intermittent
01/03/2025 13:54	133850.49	1.74		Intermittent
01/03/2025 12:54	133848.75	1.99		Intermittent
01/03/2025 11:54	133846.76	12.78		Intermittent
01/03/2025 10:54	133833.98	5.15		Intermittent
01/03/2025 9:54	133828.83	1.97		Intermittent
01/03/2025 8:54	133826.86	9.45		Intermittent
01/03/2025 7:54	133817.41	16.79		Intermittent
01/03/2025 6:54	133800.62	13.05		Intermittent
01/03/2025 5:54	133787.57	0.14		Intermittent
01/03/2025 4:54	133787.43	0		Intermittent
01/03/2025 3:54	133787.43	0		Intermittent

Date/Time ↓	Reading	Consumption	Reverse Flow	Consumption Flag
01/03/2025 2:54	133787.43	2.27		Intermittent
01/03/2025 1:54	133785.16	16.65		Intermittent
01/03/2025 0:54	133768.51	17.42		Intermittent
01/02/2025 23:54	133751.09	17.29		Intermittent
01/02/2025 22:54	133733.8	16.69		Intermittent
01/02/2025 21:54	133717.11	16.68		Intermittent
01/02/2025 20:54	133700.43	16.72		Intermittent
01/02/2025 19:54	133683.71	17.37		Intermittent
01/02/2025 18:54	133666.34	17.77		Intermittent
01/02/2025 17:54	133648.57	18.29		Intermittent
01/02/2025 16:54	133630.28	10.05		Intermittent
01/02/2025 15:54	133620.23	4.93		Intermittent
01/02/2025 14:54	133615.3	19.22		Intermittent
01/02/2025 13:54	133596.08	17.29		Intermittent
01/02/2025 12:54	133578.79	7.59		Intermittent
01/02/2025 11:54	133571.2	3.72		Intermittent
01/02/2025 10:54	133567.48	17.17		Intermittent
01/02/2025 9:54	133550.31	17.39		Intermittent

Date/Time ↓	Reading	Consumption	Reverse Flow	Consumption Flag
01/02/2025 8:54	133532.92	17.95		Intermittent
01/02/2025 7:54	133514.97	13.76		Intermittent
01/02/2025 6:54	133501.21	0		Intermittent
01/02/2025 5:54	133501.21	0		Intermittent
01/02/2025 4:54	133501.21	0		Intermittent
01/02/2025 3:54	133501.21	0		Intermittent
01/02/2025 2:54	133501.21	1.36		Intermittent
01/02/2025 1:54	133499.85	2.53		Intermittent
01/02/2025 0:54	133497.32	15.94		Intermittent
01/01/2025 23:54	133481.38	16.67		Intermittent
01/01/2025 22:54	133464.71	21		Intermittent
01/01/2025 21:54	133443.71	19.11		Intermittent
01/01/2025 20:54	133424.6	24.33		Intermittent
01/01/2025 19:54	133400.27	18.66		Intermittent
01/01/2025 18:54	133381.61	16.68		Intermittent
01/01/2025 17:54	133364.93	18.25		Intermittent
01/01/2025 16:54	133346.68	21.48		Intermittent
01/01/2025 15:54	133325.2	14.43		Intermittent

Date/Time	Reading	Consumption	Reverse Flow	Consumption Flag
01/01/2025 14:54	133310.77	0.26		Intermittent
01/01/2025 13:54	133310.51	8.28		Intermittent
01/01/2025 12:54	133302.23	1.73		Intermittent
01/01/2025 11:54	133300.5	14.26		Intermittent
01/01/2025 10:54	133286.24	16.97		Intermittent
01/01/2025 9:54	133269.27	17.23		Intermittent
01/01/2025 8:54	133252.04	17.61		Intermittent
01/01/2025 7:54	133234.43	16.69		Intermittent
01/01/2025 6:54	133217.74	16.71		Intermittent
01/01/2025 5:54	133201.03	16.74		Intermittent
01/01/2025 4:54	133184.29	16.78		Intermittent
01/01/2025 3:54	133167.51	16.75		Intermittent
01/01/2025 2:54	133150.76	17.73		Intermittent
01/01/2025 1:54	133133.03	17.9		Intermittent
01/01/2025 0:54	133115.13	16.91		Intermittent
12/31/2024 23:54	133098.22	16.71		Intermittent
12/31/2024 22:54	133081.51	17.28		Intermittent
12/31/2024 21:54	133064.23	17.49		Intermittent

Date/Time	Reading	Consumption	Reverse Flow	Consumption Flag
12/31/2024 20:54	133046.74	16.74		Intermittent
12/31/2024 19:54	133030	16.69		Intermittent
12/31/2024 18:54	133013.31	16.74		Intermittent
12/31/2024 17:54	132996.57	19.43		Intermittent
12/31/2024 16:54	132977.14	15.04		Intermittent
12/31/2024 15:54	132962.1	0.4		Intermittent
12/31/2024 14:54	132961.7	0.97		Intermittent
12/31/2024 13:54	132960.73	0.53		Intermittent
12/31/2024 12:54	132960.2	3.34		Intermittent
12/31/2024 11:54	132956.86	0.61		Intermittent
12/31/2024 10:54	132956.25	9.87		Intermittent
12/31/2024 9:54	132946.38	17.3		Intermittent
12/31/2024 8:54	132929.08	16.78		Intermittent
12/31/2024 7:54	132912.3	13.15		Intermittent
12/31/2024 6:54	132899.15	3.69		Intermittent
12/31/2024 5:54	132895.46	16.66		Intermittent
12/31/2024 4:54	132878.8	16.83		Intermittent
12/31/2024 3:54	132861.97	16.74		Intermittent

Date/Time ↓	Reading	Consumption	Reverse Flow	Consumption Flag
12/31/2024 2:54	132845.23	16.72		Intermittent
12/31/2024 1:54	132828.51	17.69		Intermittent
12/31/2024 0:54	132810.82	16.72		Intermittent
12/30/2024 23:54	132794.1	7.49		Intermittent
12/30/2024 22:54	132786.61	7.5		Intermittent
12/30/2024 21:54	132779.11	0.09		Intermittent
12/30/2024 20:54	132779.02	13.46		Intermittent
12/30/2024 19:54	132765.56	16.62		Intermittent
12/30/2024 18:54	132748.94	16.72		Intermittent
12/30/2024 17:54	132732.22	9.06		Intermittent
12/30/2024 16:54	132723.16	10.89		Intermittent
12/30/2024 15:54	132712.27	17.65		Intermittent
12/30/2024 14:54	132694.62	17.02		Intermittent
12/30/2024 13:54	132677.6	17.85		Intermittent
12/30/2024 12:54	132659.75	16.65		Intermittent
12/30/2024 11:54	132643.1	17.19		Intermittent
12/30/2024 10:54	132625.91	17.04		Intermittent
12/30/2024 9:54	132608.87	17.11		Intermittent

Date/Time	Reading	Consumption	Reverse Flow	Consumption Flag
12/30/2024 8:54	132591.76	17.49		Intermittent
12/30/2024 7:54	132574.27	17.4		Intermittent
12/30/2024 6:54	132556.87	8.54		Intermittent
12/30/2024 5:54	132548.33	0		Intermittent
12/30/2024 4:54	132548.33	14.68		Intermittent
12/30/2024 3:54	132533.65	1.49		Intermittent
12/30/2024 2:54	132532.16	0		Intermittent
12/30/2024 1:54	132532.16	0		Intermittent
12/30/2024 0:54	132532.16	9.94		Intermittent
12/29/2024 23:54	132522.22	16.61		Intermittent
12/29/2024 22:54	132505.61	12.09		Intermittent
12/29/2024 21:54	132493.52	10.49		Intermittent
12/29/2024 20:54	132483.03	16.7		Intermittent
12/29/2024 19:54	132466.33	17.5		Intermittent
12/29/2024 18:54	132448.83	5.76		Intermittent
12/29/2024 17:54	132443.07	8		Intermittent
12/29/2024 16:54	132435.07	16.64		Intermittent
12/29/2024 15:54	132418.43	16.62		Intermittent

Date/Time ↓	Reading	Consumption	Reverse Flow	Consumption Flag
12/29/2024 14:54	132401.81	16.75		Intermittent
12/29/2024 13:54	132385.06	17.03		Intermittent
12/29/2024 12:54	132368.03	16.71		Intermittent
12/29/2024 11:54	132351.32	5.2		Intermittent
12/29/2024 10:54	132346.12	8.79		Intermittent
12/29/2024 9:54	132337.33	17.13		Intermittent
12/29/2024 8:54	132320.2	14.69		Intermittent
12/29/2024 7:54	132305.51	17.48		Intermittent
12/29/2024 6:54	132288.03	16.73		Intermittent
12/29/2024 5:54	132271.3	16.73		Intermittent
12/29/2024 4:54	132254.57	16.72		Intermittent
12/29/2024 3:54	132237.85	16.74		Intermittent
12/29/2024 2:54	132221.11	16.73		Intermittent
12/29/2024 1:54	132204.38	17.23		Intermittent
12/29/2024 0:54	132187.15	19.25		Intermittent
12/28/2024 23:54	132167.9	16.77		Intermittent
12/28/2024 22:54	132151.13	16.71		Intermittent
12/28/2024 21:54	132134.42	17.46		Intermittent

Date/Time	Reading	Consumption	Reverse Flow	Consumption Flag
12/28/2024 20:54	132116.96	7.91		Intermittent
12/28/2024 19:54	132109.05	0		Intermittent
12/28/2024 18:54	132109.05	0		Intermittent
12/28/2024 17:54	132109.05	0		Intermittent
12/28/2024 16:54	132109.05	0.2		Intermittent
12/28/2024 15:54	132108.85	5.66		Intermittent
12/28/2024 14:54	132103.19	16.6		Intermittent
12/28/2024 13:54	132086.59	16.65		Intermittent
12/28/2024 12:54	132069.94	13.59		Intermittent
12/28/2024 11:54	132056.35	12.35		Intermittent
12/28/2024 10:54	132044	18.09		Intermittent
12/28/2024 9:54	132025.91	17.81		Intermittent
12/28/2024 8:54	132008.1	17.42		Intermittent
12/28/2024 7:54	131990.68	16.75		Intermittent
12/28/2024 6:54	131973.93	16.78		Intermittent
12/28/2024 5:54	131957.15	16.81		Intermittent
12/28/2024 4:54	131940.34	16.85		Intermittent
12/28/2024 3:54	131923.49	4.06		Intermittent

Date/Time	Reading	Consumption	Reverse Flow	Consumption Flag
12/28/2024 2:54	131919.43	0		Intermittent
12/28/2024 1:54	131919.43	0		Intermittent
12/28/2024 0:54	131919.43	5.23		Intermittent
12/27/2024 23:54	131914.2	17.16		Intermittent
12/27/2024 22:54	131897.04	17.23		Intermittent
12/27/2024 21:54	131879.81	17.02		Intermittent
12/27/2024 20:54	131862.79	16.68		Intermittent
12/27/2024 19:54	131846.11	13.9		Intermittent
12/27/2024 18:54	131832.21	0.01		Intermittent
12/27/2024 17:54	131832.2	0.02		Intermittent
12/27/2024 16:54	131832.18	6.95		Intermittent
12/27/2024 15:54	131825.23	17.06		Intermittent
12/27/2024 14:54	131808.17	8.18		Intermittent
12/27/2024 13:54	131799.99	17.85		Intermittent
12/27/2024 12:54	131782.14	19.39		Intermittent
12/27/2024 11:54	131762.75	17.76		Intermittent
12/27/2024 10:54	131744.99	17.43		Intermittent
12/27/2024 9:54	131727.56	17.39		Intermittent

Date/Time ↓	Reading	Consumption	Reverse Flow	Consumption Flag
12/27/2024 8:54	131710.17	16.8		Intermittent
12/27/2024 7:54	131693.37	17.66		Intermittent
12/27/2024 6:54	131675.71	16.79		Intermittent
12/27/2024 5:54	131658.92	14.41		Intermittent
12/27/2024 4:54	131644.51	0		Intermittent
12/27/2024 3:54	131644.51	0		Intermittent
12/27/2024 2:54	131644.51	5.88		Intermittent
12/27/2024 1:54	131638.63	16.84		Intermittent
12/27/2024 0:54	131621.79	20.22		Intermittent
12/26/2024 23:54	131601.57	13.08		Intermittent
12/26/2024 22:54	131588.49	0.02		Intermittent
12/26/2024 21:54	131588.47	0		Intermittent
12/26/2024 20:54	131588.47	17.16		Intermittent
12/26/2024 19:54	131571.31	16.63		Intermittent
12/26/2024 18:54	131554.68	16.64		Intermittent
12/26/2024 17:54	131538.04	9.23		Intermittent
12/26/2024 16:54	131528.81	1.54		Intermittent
12/26/2024 15:54	131527.27	14.62		Intermittent

Date/Time ↓	Reading	Consumption	Reverse Flow	Consumption Flag
12/26/2024 14:54	131512.65	21.14		Intermittent
12/26/2024 13:54	131491.51	17.93		Intermittent
12/26/2024 12:54	131473.58	17.28		Intermittent
12/26/2024 11:54	131456.3	17.17		Intermittent
12/26/2024 10:54	131439.13	16.8		Intermittent
12/26/2024 9:54	131422.33	17.27		Intermittent
12/26/2024 8:54	131405.06	10.39		Intermittent
12/26/2024 7:54	131394.67	10.4		Intermittent
12/26/2024 6:54	131384.27	5.91		Intermittent
12/26/2024 5:54	131378.36	16.68		Intermittent
12/26/2024 4:54	131361.68	16.63		Intermittent
12/26/2024 3:54	131345.05	4.94		Intermittent
12/26/2024 2:54	131340.11	15.38		Intermittent
12/26/2024 1:54	131324.73	11.19		Intermittent
12/26/2024 0:54	131313.54	16.62		Intermittent
12/25/2024 23:54	131296.92	17.49		Intermittent
12/25/2024 22:54	131279.43	16.56		Intermittent
12/25/2024 21:54	131262.87	16.66		Intermittent

Date/Time ↓	Reading	Consumption	Reverse Flow	Consumption Flag
12/25/2024 20:54	131246.21	16.59		Intermittent
12/25/2024 19:54	131229.62	1.39		Intermittent
12/25/2024 18:54	131228.23	0		Intermittent
12/25/2024 17:54	131228.23	0.23		Intermittent
12/25/2024 16:54	131228	12.19		Intermittent
12/25/2024 15:54	131215.81	17.03		Intermittent
12/25/2024 14:54	131198.78	20.61		Intermittent
12/25/2024 13:54	131178.17	20.63		Intermittent
12/25/2024 12:54	131157.54	18.24		Intermittent
12/25/2024 11:54	131139.3	16.98		Intermittent
12/25/2024 10:54	131122.32	18.5		Intermittent
12/25/2024 9:54	131103.82	16.6		Intermittent
12/25/2024 8:54	131087.22	17.07		Intermittent
12/25/2024 7:54	131070.15	17.9		Intermittent
12/25/2024 6:54	131052.25	17.24		Intermittent
12/25/2024 5:54	131035.01	16.65		Intermittent
12/25/2024 4:54	131018.36	16.67		Intermittent
12/25/2024 3:54	131001.69	16.66		Intermittent

Date/Time	Reading	Consumption	Reverse Flow	Consumption Flag
12/25/2024 2:54	130985.03	16.65		Intermittent
12/25/2024 1:54	130968.38	16.61		Intermittent
12/25/2024 0:54	130951.77	13.59		Intermittent
12/24/2024 23:54	130938.18	12.94		Intermittent
12/24/2024 22:54	130925.24	21.13		Intermittent
12/24/2024 21:54	130904.11	16.72		Intermittent
12/24/2024 20:54	130887.39	16.59		Intermittent
12/24/2024 19:54	130870.8	3		Intermittent
12/24/2024 18:54	130867.8	9.63		Intermittent
12/24/2024 17:54	130858.17	17.11		Intermittent
12/24/2024 16:54	130841.06	17.16		Intermittent
12/24/2024 15:54	130823.9	16.6		Intermittent
12/24/2024 14:54	130807.3	13.41		Intermittent
12/24/2024 13:54	130793.89	10.01		Intermittent
12/24/2024 12:54	130783.88	16.57		Intermittent
12/24/2024 11:54	130767.31	16.86		Intermittent
12/24/2024 10:54	130750.45	17.73		Intermittent
12/24/2024 9:54	130732.72	17.77		Intermittent

Date/Time ↓	Reading	Consumption	Reverse Flow	Consumption Flag
12/24/2024 8:54	130714.95	18.3		Intermittent
12/24/2024 7:54	130696.65	2.78		Intermittent
12/24/2024 6:54	130693.87	0		Intermittent
12/24/2024 5:54	130693.87	6.06		Intermittent
12/24/2024 4:54	130687.81	0.02		Intermittent
12/24/2024 3:54	130687.79	0		Intermittent
12/24/2024 2:54	130687.79	0		Intermittent
12/24/2024 1:54	130687.79	0		Intermittent
12/24/2024 0:54	130687.79	17.14		Intermittent
12/23/2024 23:54	130670.65	21.11		Intermittent
12/23/2024 22:54	130649.54	5.07		Intermittent
12/23/2024 21:54	130644.47	0.17		Intermittent
12/23/2024 20:54	130644.3	10.03		Intermittent
12/23/2024 19:54	130634.27	16.58		Intermittent
12/23/2024 18:54	130617.69	16.67		Intermittent
12/23/2024 17:54	130601.02	24.07		Intermittent
12/23/2024 16:54	130576.95	19.94		Intermittent
12/23/2024 15:54	130557.01	7.28		Intermittent

Date/Time ↓	Reading	Consumption	Reverse Flow	Consumption Flag
12/23/2024 14:54	130549.73	21.94		Intermittent
12/23/2024 13:54	130527.79	11.12		Intermittent
12/23/2024 12:54	130516.67	13.47		Intermittent
12/23/2024 11:54	130503.2	16.83		Intermittent
12/23/2024 10:54	130486.37	16.83		Intermittent
12/23/2024 9:54	130469.54	15.09		Intermittent
12/23/2024 8:54	130454.45	6.19		Intermittent
12/23/2024 7:54	130448.26	0		Intermittent
12/23/2024 6:54	130448.26	0		Intermittent
12/23/2024 5:54	130448.26	0		Intermittent
12/23/2024 4:54	130448.26	4.57		Intermittent
12/23/2024 3:54	130443.69	9.44		Intermittent
12/23/2024 2:54	130434.25	7.29		Intermittent
12/23/2024 1:54	130426.96	16.51		Intermittent
12/23/2024 0:54	130410.45	16.55		Intermittent
12/22/2024 23:54	130393.9	19.3		Intermittent
12/22/2024 22:54	130374.6	16.48		Intermittent
12/22/2024 21:54	130358.12	16.47		Intermittent

Date/Time ↓	Reading	Consumption	Reverse Flow	Consumption Flag
12/22/2024 20:54	130341.65	16.59		Intermittent
12/22/2024 19:54	130325.06	16.67		Intermittent
12/22/2024 18:54	130308.39	16.47		Intermittent
12/22/2024 17:54	130291.92	16.98		Intermittent
12/22/2024 16:54	130274.94	16.52		Intermittent
12/22/2024 15:54	130258.42	17.47		Intermittent
12/22/2024 14:54	130240.95	15.31		Intermittent
12/22/2024 13:54	130225.64	0.25		Intermittent
12/22/2024 12:54	130225.39	13.89		Intermittent
12/22/2024 11:54	130211.5	17.69		Intermittent
12/22/2024 10:54	130193.81	0.89		Intermittent
12/22/2024 9:54	130192.92	16.49		Intermittent
12/22/2024 8:54	130176.43	17.04		Intermittent
12/22/2024 7:54	130159.39	11.61		Intermittent
12/22/2024 6:54	130147.78	0		Intermittent
12/22/2024 5:54	130147.78	0.74		Intermittent
12/22/2024 4:54	130147.04	7.55		Intermittent
12/22/2024 3:54	130139.49	16.65		Intermittent

Date/Time ↓	Reading	Consumption	Reverse Flow	Consumption Flag
12/22/2024 2:54	130122.84	6.5		Intermittent
12/22/2024 1:54	130116.34	0.81		Intermittent
12/22/2024 0:54	130115.53	1.95		Intermittent
12/21/2024 23:54	130113.58	16.51		Intermittent
12/21/2024 22:54	130097.07	1.64		Intermittent
12/21/2024 21:54	130095.43	17.25		Intermittent
12/21/2024 20:54	130078.18	17.34		Intermittent
12/21/2024 19:54	130060.84	16.35		Intermittent
12/21/2024 18:54	130044.49	16.39		Intermittent
12/21/2024 17:54	130028.1	16.62		Intermittent
12/21/2024 16:54	130011.48	16.62		Intermittent
12/21/2024 15:54	129994.86	16.55		Intermittent
12/21/2024 14:54	129978.31	16.74		Intermittent
12/21/2024 13:54	129961.57	17.04		Intermittent
12/21/2024 12:54	129944.53	17.05		Intermittent
12/21/2024 11:54	129927.48	16.56		Intermittent
12/21/2024 10:54	129910.92	16.78		Intermittent
12/21/2024 9:54	129894.14	17.39		Intermittent

Date/Time	Reading	Consumption	Reverse Flow	Consumption Flag
12/21/2024 8:54	129876.75	2.95		Intermittent
12/21/2024 7:54	129873.8	0		Intermittent
12/21/2024 6:54	129873.8	0		Intermittent
12/21/2024 5:54	129873.8	0		Intermittent
12/21/2024 4:54	129873.8	0		Intermittent
12/21/2024 3:54	129873.8	14.71		Intermittent
12/21/2024 2:54	129859.09	16.4		Intermittent
12/21/2024 1:54	129842.69	16.56		Intermittent
12/21/2024 0:54	129826.13	18.04		Intermittent
12/20/2024 23:54	129808.09	16.4		Intermittent
12/20/2024 22:54	129791.69	16.38		Intermittent
12/20/2024 21:54	129775.31	16.37		Intermittent
12/20/2024 20:54	129758.94	16.66		Intermittent
12/20/2024 19:54	129742.28	16.32		Intermittent
12/20/2024 18:54	129725.96	17.08		Intermittent
12/20/2024 17:54	129708.88	16.8		Intermittent
12/20/2024 16:54	129692.08	16.77		Intermittent
12/20/2024 15:54	129675.31	16.39		Intermittent

Date/Time	Reading	Consumption	Reverse Flow	Consumption Flag
12/20/2024 14:54	129658.92	16.94		Intermittent
12/20/2024 13:54	129641.98	17.04		Intermittent
12/20/2024 12:54	129624.94	16.45		Intermittent
12/20/2024 11:54	129608.49	16.67		Intermittent
12/20/2024 10:54	129591.82	17.11		Intermittent
12/20/2024 9:54	129574.71	17.85		Intermittent
12/20/2024 8:54	129556.86	0		Intermittent
12/20/2024 7:54	129556.86	15.03		Continuous
12/20/2024 6:54	129541.83	16.39		Continuous
12/20/2024 5:54	129525.44	16.48		Continuous
12/20/2024 4:54	129508.96	23.51		Continuous
12/20/2024 3:54	129485.45	30.97		Continuous
12/20/2024 2:54	129454.48	31.01		Continuous
12/20/2024 1:54	129423.47	32.93		Continuous
12/20/2024 0:54	129390.54	32.4		Continuous
12/19/2024 23:54	129358.14	31.4		Continuous
12/19/2024 22:54	129326.74	31.52		Continuous
12/19/2024 21:54	129295.22	31.23		Continuous

Date/Time ↓	Reading	Consumption	Reverse Flow	Consumption Flag
12/19/2024 20:54	129263.99	31.27		Continuous
12/19/2024 19:54	129232.72	31.27		Continuous
12/19/2024 18:54	129201.45	31.27		Continuous
12/19/2024 17:54	129170.18	31.51		Continuous
12/19/2024 16:54	129138.67	31.29		Continuous
12/19/2024 15:54	129107.38	34.5		Continuous
12/19/2024 14:54	129072.88	31.59		Continuous
12/19/2024 13:54	129041.29	31.54		Continuous
12/19/2024 12:54	129009.75	31.48		Continuous
12/19/2024 11:54	128978.27	31.52		Continuous
12/19/2024 10:54	128946.75	31.52		Continuous
12/19/2024 9:54	128915.23	31.6		Continuous
12/19/2024 8:54	128883.63	31.75		Continuous
12/19/2024 7:54	128851.88	32.39		Continuous
12/19/2024 6:54	128819.49	31.51		Continuous
12/19/2024 5:54	128787.98	31.55		Continuous
12/19/2024 4:54	128756.43	31.55		Continuous
12/19/2024 3:54	128724.88	31.58		Continuous

Date/Time ↓	Reading	Consumption	Reverse Flow	Consumption Flag
12/19/2024 2:54	128693.3	23.65		Continuous
12/19/2024 1:54	128669.65	31.35		Continuous
12/19/2024 0:54	128638.3	31.37		Continuous
12/18/2024 23:54	128606.93	17		Continuous
12/18/2024 22:54	128589.93	16.8		Continuous
12/18/2024 21:54	128573.13	16.35		Continuous
12/18/2024 20:54	128556.78	16.72		Continuous
12/18/2024 19:54	128540.06	16.33		Continuous
12/18/2024 18:54	128523.73	16.37		Continuous
12/18/2024 17:54	128507.36	17.18		Continuous
12/18/2024 16:54	128490.18	26.75		Continuous
12/18/2024 15:54	128463.43	31.49		Continuous
12/18/2024 14:54	128431.94	32.07		Continuous
12/18/2024 13:54	128399.87	33.64		Continuous
12/18/2024 12:54	128366.23	31.47		Continuous
12/18/2024 11:54	128334.76	30.9		Continuous
12/18/2024 10:54	128303.86	30.96		Continuous
12/18/2024 9:54	128272.9	31.35		Continuous

Date/Time ↓	Reading	Consumption	Reverse Flow	Consumption Flag
12/18/2024 8:54	128241.55	31.4		Continuous
12/18/2024 7:54	128210.15	31.98		Continuous
12/18/2024 6:54	128178.17	31.3		Continuous
12/18/2024 5:54	128146.87	31.22		Continuous
12/18/2024 4:54	128115.65	31.3		Continuous
12/18/2024 3:54	128084.35	31.28		Continuous
12/18/2024 2:54	128053.07	31.38		Continuous
12/18/2024 1:54	128021.69	31.29		Continuous
12/18/2024 0:54	127990.4	31.28		Continuous
12/17/2024 23:54	127959.12	31.23		Continuous
12/17/2024 22:54	127927.89	31.16		Continuous
12/17/2024 21:54	127896.73	31		Continuous
12/17/2024 20:54	127865.73	31		Continuous
12/17/2024 19:54	127834.73	31.06		Continuous
12/17/2024 18:54	127803.67	31.12		Continuous
12/17/2024 17:54	127772.55	31.08		Continuous
12/17/2024 16:54	127741.47	31.03		Continuous
12/17/2024 15:54	127710.44	31.13		Continuous

Date/Time ↓	Reading	Consumption	Reverse Flow	Consumption Flag
12/17/2024 14:54	127679.31	31.02		Continuous
12/17/2024 13:54	127648.29	34.29		Continuous
12/17/2024 12:54	127614	31.53		Continuous
12/17/2024 11:54	127582.47	33.88		Continuous
12/17/2024 10:54	127548.59	32.13		Continuous
12/17/2024 9:54	127516.46	31.47		Continuous
12/17/2024 8:54	127484.99	31.15		Continuous
12/17/2024 7:54	127453.84	31.51		Continuous
12/17/2024 6:54	127422.33	32.33		Continuous
12/17/2024 5:54	127390	31.24		Continuous
12/17/2024 4:54	127358.76	31.28		Continuous
12/17/2024 3:54	127327.48	31.3		Continuous
12/17/2024 2:54	127296.18	31.32		Continuous
12/17/2024 1:54	127264.86	31.39		Continuous
12/17/2024 0:54	127233.47	31.28		Continuous
12/16/2024 23:54	127202.19	31.19		Continuous
12/16/2024 22:54	127171	34.35		Continuous
12/16/2024 21:54	127136.65	34.35		Continuous

Date/Time ↓	Reading	Consumption	Reverse Flow	Consumption Flag
12/16/2024 20:54	127102.3	31.11		Continuous
12/16/2024 19:54	127071.19	31.22		Continuous
12/16/2024 18:54	127039.97	31.84		Continuous
12/16/2024 17:54	127008.13	31.09		Continuous
12/16/2024 16:54	126977.04	31.27		Continuous
12/16/2024 15:54	126945.77	31.93		Continuous
12/16/2024 14:54	126913.84	31.64		Continuous
12/16/2024 13:54	126882.2	33.26		Continuous
12/16/2024 12:54	126848.94	31.24		Continuous
12/16/2024 11:54	126817.7	31.23		Continuous
12/16/2024 10:54	126786.47	31.61		Continuous
12/16/2024 9:54	126754.86	31.46		Continuous
12/16/2024 8:54	126723.4	31.39		Continuous
12/16/2024 7:54	126692.01	31.66		Continuous
12/16/2024 6:54	126660.35	31.59		Continuous
12/16/2024 5:54	126628.76	31.4		Continuous
12/16/2024 4:54	126597.36	31.43		Continuous
12/16/2024 3:54	126565.93	31.47		Continuous

Date/Time ↓	Reading	Consumption	Reverse Flow	Consumption Flag
12/16/2024 2:54	126534.46	31.43		Continuous
12/16/2024 1:54	126503.03	31.4		Continuous
12/16/2024 0:54	126471.63	31.67		Continuous
12/15/2024 23:54	126439.96	31.41		Continuous
12/15/2024 22:54	126408.55	21.03		Continuous
12/15/2024 21:54	126387.52	33.08		Continuous
12/15/2024 20:54	126354.44	31.21		Continuous
12/15/2024 19:54	126323.23	31.23		Continuous
12/15/2024 18:54	126292	31.3		Continuous
12/15/2024 17:54	126260.7	31.32		Continuous
12/15/2024 16:54	126229.38	31.19		Continuous
12/15/2024 15:54	126198.19	31.21		Continuous
12/15/2024 14:54	126166.98	31.61		Continuous
12/15/2024 13:54	126135.37	31.81		Continuous
12/15/2024 12:54	126103.56	31.32		Continuous
12/15/2024 11:54	126072.24	31.28		Continuous
12/15/2024 10:54	126040.96	31.33		Continuous
12/15/2024 9:54	126009.63	31.93		Continuous

Date/Time ↓	Reading	Consumption	Reverse Flow	Consumption Flag
12/15/2024 8:54	125977.7	32.58		Continuous
12/15/2024 7:54	125945.12	32.25		Continuous
12/15/2024 6:54	125912.87	31.41		Continuous
12/15/2024 5:54	125881.46	31.43		Continuous
12/15/2024 4:54	125850.03	31.47		Continuous
12/15/2024 3:54	125818.56	31.49		Continuous
12/15/2024 2:54	125787.07	31.44		Continuous
12/15/2024 1:54	125755.63	33.35		Continuous
12/15/2024 0:54	125722.28	35		Continuous
12/14/2024 23:54	125687.28	31.5		Continuous
12/14/2024 22:54	125655.78	31.73		Continuous
12/14/2024 21:54	125624.05	31.62		Continuous
12/14/2024 20:54	125592.43	31.42		Continuous
12/14/2024 19:54	125561.01	31.42		Continuous
12/14/2024 18:54	125529.59	31.12		Continuous
12/14/2024 17:54	125498.47	31.15		Continuous
12/14/2024 16:54	125467.32	31.26		Continuous
12/14/2024 15:54	125436.06	31.36		Continuous

Date/Time ↓	Reading	Consumption	Reverse Flow	Consumption Flag
12/14/2024 14:54	125404.7	31.53		Continuous
12/14/2024 13:54	125373.17	31.68		Continuous
12/14/2024 12:54	125341.49	31.36		Continuous
12/14/2024 11:54	125310.13	31.36		Continuous
12/14/2024 10:54	125278.77	34.79		Continuous
12/14/2024 9:54	125243.98	34.45		Continuous
12/14/2024 8:54	125209.53	35.02		Continuous
12/14/2024 7:54	125174.51	31.96		Continuous
12/14/2024 6:54	125142.55	31.55		Continuous
12/14/2024 5:54	125111	31.5		Continuous
12/14/2024 4:54	125079.5	31.51		Continuous
12/14/2024 3:54	125047.99	31.51		Continuous
12/14/2024 2:54	125016.48	31.57		Continuous
12/14/2024 1:54	124984.91	31.46		Continuous
12/14/2024 0:54	124953.45	31.47		Continuous
12/13/2024 23:54	124921.98	32.81		Continuous
12/13/2024 22:54	124889.17	31.39		Continuous
12/13/2024 21:54	124857.78	28.07		Continuous

Date/Time ↓	Reading	Consumption	Reverse Flow	Consumption Flag
12/13/2024 20:54	124829.71	28.07		Continuous
12/13/2024 19:54	124801.64	23.52		Continuous
12/13/2024 18:54	124778.12	31.14		Continuous
12/13/2024 17:54	124746.98	31.73		Continuous
12/13/2024 16:54	124715.25	31.31		Continuous
12/13/2024 15:54	124683.94	31.57		Continuous
12/13/2024 14:54	124652.37	31.42		Continuous
12/13/2024 13:54	124620.95	39.03		Continuous
12/13/2024 12:54	124581.92	35.69		Continuous
12/13/2024 11:54	124546.23	39.5		Continuous
12/13/2024 10:54	124506.73	33.43		Continuous
12/13/2024 9:54	124473.3	31.51		Continuous
12/13/2024 8:54	124441.79	32.08		Continuous
12/13/2024 7:54	124409.71	31.72		Continuous
12/13/2024 6:54	124377.99	31.61		Continuous
12/13/2024 5:54	124346.38	31.51		Continuous
12/13/2024 4:54	124314.87	31.53		Continuous
12/13/2024 3:54	124283.34	27.6		Continuous

Date/Time ↓	Reading	Consumption	Reverse Flow	Consumption Flag
12/13/2024 2:54	124255.74	25.99		Continuous
12/13/2024 1:54	124229.75	31.4		Continuous
12/13/2024 0:54	124198.35	31.43		Continuous
12/12/2024 23:54	124166.92	27.75		Continuous
12/12/2024 22:54	124139.17	31.44		Continuous
12/12/2024 21:54	124107.73	31.31		Continuous
12/12/2024 20:54	124076.42	31.15		Continuous
12/12/2024 19:54	124045.27	31.15		Continuous
12/12/2024 18:54	124014.12	31.17		Continuous
12/12/2024 17:54	123982.95	32.55		Continuous
12/12/2024 16:54	123950.4	32.55		Continuous
12/12/2024 15:54	123917.85	33.9		Continuous
12/12/2024 14:54	123883.95	34.98		Continuous
12/12/2024 13:54	123848.97	31.4		Continuous
12/12/2024 12:54	123817.57	34.07		Continuous
12/12/2024 11:54	123783.5	31.54		Continuous
12/12/2024 10:54	123751.96	31.47		Continuous
12/12/2024 9:54	123720.49	31.55		Continuous

Date/Time ↓	Reading	Consumption	Reverse Flow	Consumption Flag
12/12/2024 8:54	123688.94	31.94		Continuous
12/12/2024 7:54	123657	31.94		Continuous
12/12/2024 6:54	123625.06	31.96		Continuous
12/12/2024 5:54	123593.1	31.46		Continuous
12/12/2024 4:54	123561.64	31.46		Continuous
12/12/2024 3:54	123530.18	31.53		Continuous
12/12/2024 2:54	123498.65	21.84		Continuous
12/12/2024 1:54	123476.81	30.41		Continuous
12/12/2024 0:54	123446.4	31.53		Intermittent
12/11/2024 23:54	123414.87	31.29		Intermittent
12/11/2024 22:54	123383.58	31.34		Intermittent
12/11/2024 21:54	123352.24	31.58		Intermittent
12/11/2024 20:54	123320.66	31.43		Intermittent
12/11/2024 19:54	123289.23	32.06		Intermittent
12/11/2024 18:54	123257.17	31.26		Intermittent
12/11/2024 17:54	123225.91	32.19		Intermittent
12/11/2024 16:54	123193.72	31.48		Intermittent
12/11/2024 15:54	123162.24	31.46		Intermittent

Date/Time ↓	Reading	Consumption	Reverse Flow	Consumption Flag
12/11/2024 14:54	123130.78	32.55		Intermittent
12/11/2024 13:54	123098.23	32.55		Intermittent
12/11/2024 12:54	123065.68	31.6		Intermittent
12/11/2024 11:54	123034.08	31.66		Intermittent
12/11/2024 10:54	123002.42	20.76		Intermittent
12/11/2024 9:54	122981.66	17.31		Intermittent
12/11/2024 8:54	122964.35	17.09		Intermittent
12/11/2024 7:54	122947.26	18.02		Intermittent
12/11/2024 6:54	122929.24	16.72		Intermittent
12/11/2024 5:54	122912.52	16.4		Intermittent
12/11/2024 4:54	122896.12	16.39		Intermittent
12/11/2024 3:54	122879.73	16.4		Intermittent
12/11/2024 2:54	122863.33	16.4		Intermittent
12/11/2024 1:54	122846.93	8.96		Intermittent
12/11/2024 0:54	122837.97	16.35		Continuous
12/10/2024 23:54	122821.62	16.45		Continuous
12/10/2024 22:54	122805.17	16.35		Continuous
12/10/2024 21:54	122788.82	16.32		Continuous

Date/Time	Reading	Consumption	Reverse Flow	Consumption Flag
12/10/2024 20:54	122772.5	16.52		Continuous
12/10/2024 19:54	122755.98	16.3		Continuous
12/10/2024 18:54	122739.68	16.35		Continuous
12/10/2024 17:54	122723.33	27.85		Continuous
12/10/2024 16:54	122695.48	31.65		Continuous
12/10/2024 15:54	122663.83	17.91		Continuous
12/10/2024 14:54	122645.92	16.44		Continuous
12/10/2024 13:54	122629.48	16.5		Continuous
12/10/2024 12:54	122612.98	19.18		Continuous
12/10/2024 11:54	122593.8	31.45		Continuous
12/10/2024 10:54	122562.35	31.65		Continuous
12/10/2024 9:54	122530.7	25.87		Continuous
12/10/2024 8:54	122504.83	16.55		Continuous
12/10/2024 7:54	122488.28	16.77		Continuous
12/10/2024 6:54	122471.51	17.22		Continuous
12/10/2024 5:54	122454.29	16.45		Continuous
12/10/2024 4:54	122437.84	16.45		Intermittent
12/10/2024 3:54	122421.39	16.43		Intermittent

Date/Time ↓	Reading	Consumption	Reverse Flow	Consumption Flag
12/10/2024 2:54	122404.96	16.47		Intermittent
12/10/2024 1:54	122388.49	20.52		Intermittent
12/10/2024 0:54	122367.97	31.5		Intermittent
12/09/2024 23:54	122336.47	31.5		Intermittent
12/09/2024 22:54	122304.97	31.48		Intermittent
12/09/2024 21:54	122273.49	31.39		Intermittent
12/09/2024 20:54	122242.1	31.41		Intermittent
12/09/2024 19:54	122210.69	31.38		Intermittent
12/09/2024 18:54	122179.31	31.48		Intermittent
12/09/2024 17:54	122147.83	31.47		Intermittent
12/09/2024 16:54	122116.36	31.85		Intermittent
12/09/2024 15:54	122084.51	18.24		Intermittent
12/09/2024 14:54	122066.27	20.45		Intermittent
12/09/2024 13:54	122045.82	31.64		Intermittent
12/09/2024 12:54	122014.18	32.09		Intermittent
12/09/2024 11:54	121982.09	26.99		Intermittent
12/09/2024 10:54	121955.1	26.33		Intermittent
12/09/2024 9:54	121928.77	31.79		Intermittent

Date/Time ↓	Reading	Consumption	Reverse Flow	Consumption Flag
12/09/2024 8:54	121896.98	31.74		Intermittent
12/09/2024 7:54	121865.24	25.48		Intermittent
12/09/2024 6:54	121839.76	17.04		Intermittent
12/09/2024 5:54	121822.72	4.34		Intermittent
12/09/2024 4:54	121818.38	0		Intermittent
12/09/2024 3:54	121818.38	0		Intermittent
12/09/2024 2:54	121818.38	5.12		Intermittent
12/09/2024 1:54	121813.26	23.54		Continuous
12/09/2024 0:54	121789.72	30.11		Continuous
12/08/2024 23:54	121759.61	32.25		Continuous
12/08/2024 22:54	121727.36	29.04		Continuous
12/08/2024 21:54	121698.32	31.28		Continuous
12/08/2024 20:54	121667.04	24.67		Continuous
12/08/2024 19:54	121642.37	16.47		Continuous
12/08/2024 18:54	121625.9	16.31		Continuous
12/08/2024 17:54	121609.59	16.34		Continuous
12/08/2024 16:54	121593.25	17.51		Continuous
12/08/2024 15:54	121575.74	22.94		Continuous

Date/Time	Reading	Consumption	Reverse Flow	Consumption Flag
12/08/2024 14:54	121552.8	31.28		Continuous
12/08/2024 13:54	121521.52	29.05		Continuous
12/08/2024 12:54	121492.47	16.32		Continuous
12/08/2024 11:54	121476.15	25.82		Continuous
12/08/2024 10:54	121450.33	31.47		Continuous
12/08/2024 9:54	121418.86	30.62		Continuous
12/08/2024 8:54	121388.24	18.37		Continuous
12/08/2024 7:54	121369.87	16.39		Continuous
12/08/2024 6:54	121353.48	16.4		Continuous
12/08/2024 5:54	121337.08	16.46		Continuous
12/08/2024 4:54	121320.62	22.43		Continuous
12/08/2024 3:54	121298.19	31.48		Continuous
12/08/2024 2:54	121266.71	31.48		Continuous
12/08/2024 1:54	121235.23	17.95		Continuous
12/08/2024 0:54	121217.28	19.28		Continuous
12/07/2024 23:54	121198	31.19		Continuous
12/07/2024 22:54	121166.81	31.44		Continuous
12/07/2024 21:54	121135.37	19.91		Continuous

Date/Time ↓	Reading	Consumption	Reverse Flow	Consumption Flag
12/07/2024 20:54	121115.46	23.66		Continuous
12/07/2024 19:54	121091.8	31.29		Continuous
12/07/2024 18:54	121060.51	22.51		Continuous
12/07/2024 17:54	121038	30.48		Continuous
12/07/2024 16:54	121007.52	31.47		Continuous
12/07/2024 15:54	120976.05	31.47		Continuous
12/07/2024 14:54	120944.58	26.8		Continuous
12/07/2024 13:54	120917.78	33.24		Continuous
12/07/2024 12:54	120884.54	32.5		Continuous
12/07/2024 11:54	120852.04	32.5		Continuous
12/07/2024 10:54	120819.54	32.25		Continuous
12/07/2024 9:54	120787.29	33.8		Continuous
12/07/2024 8:54	120753.49	17.15		Continuous
12/07/2024 7:54	120736.34	17.04		Continuous
12/07/2024 6:54	120719.3	16.53		Continuous
12/07/2024 5:54	120702.77	31.09		Continuous
12/07/2024 4:54	120671.68	29.86		Continuous
12/07/2024 3:54	120641.82	30.17		Continuous

Date/Time	Reading	Consumption	Reverse Flow	Consumption Flag
12/07/2024 2:54	120611.65	31.23		Continuous
12/07/2024 1:54	120580.42	31.55		Continuous
12/07/2024 0:54	120548.87	31.41		Continuous
12/06/2024 23:54	120517.46	31.25		Continuous
12/06/2024 22:54	120486.21	16.43		Continuous
12/06/2024 21:54	120469.78	16.29		Continuous
12/06/2024 20:54	120453.49	16.28		Continuous
12/06/2024 19:54	120437.21	16.3		Continuous
12/06/2024 18:54	120420.91	16.29		Continuous
12/06/2024 17:54	120404.62	16.47		Continuous
12/06/2024 16:54	120388.15	28.78		Continuous
12/06/2024 15:54	120359.37	35.98		Continuous
12/06/2024 14:54	120323.39	31.62		Continuous
12/06/2024 13:54	120291.77	31.58		Continuous
12/06/2024 12:54	120260.19	16.64		Continuous
12/06/2024 11:54	120243.55	21.19		Continuous
12/06/2024 10:54	120222.36	31.76		Continuous
12/06/2024 9:54	120190.6	31.51		Continuous

Date/Time ↓	Reading	Consumption	Reverse Flow	Consumption Flag
12/06/2024 8:54	120159.09	31.61		Continuous
12/06/2024 7:54	120127.48	20.25		Continuous
12/06/2024 6:54	120107.23	19		Continuous
12/06/2024 5:54	120088.23	19.01		Continuous
12/06/2024 4:54	120069.22	31.48		Continuous
12/06/2024 3:54	120037.74	19.44		Continuous
12/06/2024 2:54	120018.3	16.39		Continuous
12/06/2024 1:54	120001.91	16.44		Continuous
12/06/2024 0:54	119985.47	29.03		Continuous
12/05/2024 23:54	119956.44	35.15		Continuous
12/05/2024 22:54	119921.29	16.55		Continuous
12/05/2024 21:54	119904.74	16.27		Continuous
12/05/2024 20:54	119888.47	16.27		Continuous
12/05/2024 19:54	119872.2	26.47		Continuous
12/05/2024 18:54	119845.73	31.36		Continuous
12/05/2024 17:54	119814.37	24.8		Continuous
12/05/2024 16:54	119789.57	21.22		Continuous
12/05/2024 15:54	119768.35	16.47		Continuous

Date/Time ↓	Reading	Consumption	Reverse Flow	Consumption Flag
12/05/2024 14:54	119751.88	19.02		Continuous
12/05/2024 13:54	119732.86	31.44		Continuous
12/05/2024 12:54	119701.42	30.75		Continuous
12/05/2024 11:54	119670.67	20.61		Continuous
12/05/2024 10:54	119650.06	31.51		Continuous
12/05/2024 9:54	119618.55	31.46		Continuous
12/05/2024 8:54	119587.09	31.62		Continuous
12/05/2024 7:54	119555.47	25.16		Continuous
12/05/2024 6:54	119530.31	16.78		Continuous
12/05/2024 5:54	119513.53	22.25		Continuous
12/05/2024 4:54	119491.28	29.98		Continuous
12/05/2024 3:54	119461.3	31.34		Continuous
12/05/2024 2:54	119429.96	31.68		Continuous
12/05/2024 1:54	119398.28	27.54		Continuous
12/05/2024 0:54	119370.74	16.4		Continuous
12/04/2024 23:54	119354.34	17.08		Continuous
12/04/2024 22:54	119337.26	31.28		Continuous
12/04/2024 21:54	119305.98	23.78		Continuous

Date/Time	Reading	Consumption	Reverse Flow	Consumption Flag
12/04/2024 20:54	119282.2	16.46		Continuous
12/04/2024 19:54	119265.74	25.25		Continuous
12/04/2024 18:54	119240.49	31.43		Continuous
12/04/2024 17:54	119209.06	32.34		Continuous
12/04/2024 16:54	119176.72	23.18		Continuous
12/04/2024 15:54	119153.54	23.19		Continuous
12/04/2024 14:54	119130.35	16.44		Continuous
12/04/2024 13:54	119113.91	16.99		Continuous
12/04/2024 12:54	119096.92	22.43		Continuous
12/04/2024 11:54	119074.49	31.34		Continuous
12/04/2024 10:54	119043.15	31.4		Continuous
12/04/2024 9:54	119011.75	31.68		Continuous
12/04/2024 8:54	118980.07	31.87		Continuous
12/04/2024 7:54	118948.2	21.23		Continuous
12/04/2024 6:54	118926.97	16.92		Continuous
12/04/2024 5:54	118910.05	16.39		Intermittent
12/04/2024 4:54	118893.66	19.7		Intermittent
12/04/2024 3:54	118873.96	31.45		Intermittent

Date/Time ↓	Reading	Consumption	Reverse Flow	Consumption Flag
12/04/2024 2:54	118842.51	23.42		Intermittent
12/04/2024 1:54	118819.09	31.33		Intermittent
12/04/2024 0:54	118787.76	23.34		Intermittent
12/03/2024 23:54	118764.42	16.49		Intermittent
12/03/2024 22:54	118747.93	20.87		Intermittent
12/03/2024 21:54	118727.06	16.44		Intermittent
12/03/2024 20:54	118710.62	16.3		Intermittent
12/03/2024 19:54	118694.32	16.31		Intermittent
12/03/2024 18:54	118678.01	20.03		Intermittent
12/03/2024 17:54	118657.98	34.77		Intermittent
12/03/2024 16:54	118623.21	38.61		Intermittent
12/03/2024 15:54	118584.6	31.27		Intermittent
12/03/2024 14:54	118553.33	33.79		Intermittent
12/03/2024 13:54	118519.54	19.82		Intermittent
12/03/2024 12:54	118499.72	16.41		Intermittent
12/03/2024 11:54	118483.31	22.62		Intermittent
12/03/2024 10:54	118460.69	28.68		Intermittent
12/03/2024 9:54	118432.01	30.13		Intermittent

Date/Time ↓	Reading	Consumption	Reverse Flow	Consumption Flag
12/03/2024 8:54	118401.88	31.82		Intermittent
12/03/2024 7:54	118370.06	28.38		Intermittent
12/03/2024 6:54	118341.68	10.7		Intermittent
12/03/2024 5:54	118330.98	0.01		Intermittent
12/03/2024 4:54	118330.97	0.01		Intermittent
12/03/2024 3:54	118330.96	3.69		Intermittent
12/03/2024 2:54	118327.27	20.06		Continuous
12/03/2024 1:54	118307.21	31.34		Continuous
12/03/2024 0:54	118275.87	28.25		Continuous
12/02/2024 23:54	118247.62	32.63		Continuous
12/02/2024 22:54	118214.99	33.12		Continuous
12/02/2024 21:54	118181.87	18.75		Continuous
12/02/2024 20:54	118163.12	18.76		Continuous
12/02/2024 19:54	118144.36	21.84		Continuous
12/02/2024 18:54	118122.52	31.26		Continuous
12/02/2024 17:54	118091.26	31.23		Continuous
12/02/2024 16:54	118060.03	28.07		Continuous
12/02/2024 15:54	118031.96	16.3		Continuous

Date/Time ↓	Reading	Consumption	Reverse Flow	Consumption Flag
12/02/2024 14:54	118015.66	16.57		Continuous
12/02/2024 13:54	117999.09	16.47		Continuous
12/02/2024 12:54	117982.62	17.25		Continuous
12/02/2024 11:54	117965.37	34.37		Continuous
12/02/2024 10:54	117931	31.46		Continuous
12/02/2024 9:54	117899.54	31.71		Continuous
12/02/2024 8:54	117867.83	31.82		Continuous
12/02/2024 7:54	117836.01	17.95		Continuous
12/02/2024 6:54	117818.06	16.36		Continuous
12/02/2024 5:54	117801.7	16.45		Continuous
12/02/2024 4:54	117785.25	16.21		Continuous
12/02/2024 3:54	117769.04	16.26		Continuous
12/02/2024 2:54	117752.78	16.29		Continuous
12/02/2024 1:54	117736.49	26.62		Continuous
12/02/2024 0:54	117709.87	34.71		Continuous
12/01/2024 23:54	117675.16	31.83		Continuous
12/01/2024 22:54	117643.33	16.53		Continuous
12/01/2024 21:54	117626.8	16.31		Continuous

Date/Time ↓	Reading	Consumption	Reverse Flow	Consumption Flag
12/01/2024 20:54	117610.49	16.3		Continuous
12/01/2024 19:54	117594.19	16.7		Continuous
12/01/2024 18:54	117577.49	27.75		Continuous
12/01/2024 17:54	117549.74	31.19		Continuous
12/01/2024 16:54	117518.55	31.48		Continuous
12/01/2024 15:54	117487.07	31.34		Continuous
12/01/2024 14:54	117455.73	28.56		Continuous
12/01/2024 13:54	117427.17	16.5		Continuous
12/01/2024 12:54	117410.67	16.37		Continuous
12/01/2024 11:54	117394.3	16.39		Continuous
12/01/2024 10:54	117377.91	28.71		Continuous
12/01/2024 9:54	117349.2	32.02		Continuous
12/01/2024 8:54	117317.18	20.34		Continuous
12/01/2024 7:54	117296.84	17.03		Continuous
12/01/2024 6:54	117279.81	16.4		Continuous
12/01/2024 5:54	117263.41	16.31		Continuous
12/01/2024 4:54	117247.1	16.33		Continuous
12/01/2024 3:54	117230.77	16.36		Continuous

Date/Time ↓	Reading	Consumption	Reverse Flow	Consumption Flag
12/01/2024 2:54	117214.41	16.38		Continuous
12/01/2024 1:54	117198.03	21.92		Continuous
12/01/2024 0:54	117176.11	31.46		Continuous
11/30/2024 23:54	117144.65	31.34		Continuous
11/30/2024 22:54	117113.31	27.85		Continuous
11/30/2024 21:54	117085.46	16.23		Continuous
11/30/2024 20:54	117069.23	25.91		Continuous
11/30/2024 19:54	117043.32	31.29		Continuous
11/30/2024 18:54	117012.03	22.08		Continuous
11/30/2024 17:54	116989.95	16.35		Continuous
11/30/2024 16:54	116973.6	19.37		Continuous
11/30/2024 15:54	116954.23	31.48		Continuous
11/30/2024 14:54	116922.75	32.09		Continuous
11/30/2024 13:54	116890.66	17.98		Continuous
11/30/2024 12:54	116872.68	16.32		Continuous
11/30/2024 11:54	116856.36	29.96		Continuous
11/30/2024 10:54	116826.4	31.75		Continuous
11/30/2024 9:54	116794.65	31.75		Continuous

Date/Time	Reading	Consumption	Reverse Flow	Consumption Flag
11/30/2024 8:54	116762.9	24.55		Continuous
11/30/2024 7:54	116738.35	16.58		Continuous
11/30/2024 6:54	116721.77	18.8		Continuous
11/30/2024 5:54	116702.97	16.5		Continuous
11/30/2024 4:54	116686.47	16.39		Continuous
11/30/2024 3:54	116670.08	16.38		Continuous
11/30/2024 2:54	116653.7	23.69		Continuous
11/30/2024 1:54	116630.01	31.4		Continuous
11/30/2024 0:54	116598.61	31.45		Continuous
11/29/2024 23:54	116567.16	31.48		Continuous
11/29/2024 22:54	116535.68	23.89		Continuous
11/29/2024 21:54	116511.79	16.37		Continuous
11/29/2024 20:54	116495.42	23.77		Continuous
11/29/2024 19:54	116471.65	31.35		Continuous
11/29/2024 18:54	116440.3	20.84		Continuous
11/29/2024 17:54	116419.46	29.99		Continuous
11/29/2024 16:54	116389.47	31.67		Continuous
11/29/2024 15:54	116357.8	31.3		Continuous

Date/Time	Reading	Consumption	Reverse Flow	Consumption Flag
11/29/2024 14:54	116326.5	21.85		Continuous
11/29/2024 13:54	116304.65	18.01		Continuous
11/29/2024 12:54	116286.64	19.56		Continuous
11/29/2024 11:54	116267.08	31.59		Continuous
11/29/2024 10:54	116235.49	31.51		Continuous
11/29/2024 9:54	116203.98	17		Continuous
11/29/2024 8:54	116186.98	16.4		Continuous
11/29/2024 7:54	116170.58	16.41		Continuous
11/29/2024 6:54	116154.17	16.78		Continuous
11/29/2024 5:54	116137.39	29.86		Continuous
11/29/2024 4:54	116107.53	31.79		Continuous
11/29/2024 3:54	116075.74	31.5		Continuous
11/29/2024 2:54	116044.24	31.5		Continuous
11/29/2024 1:54	116012.74	18.39		Continuous
11/29/2024 0:54	115994.35	16.5		Continuous
11/28/2024 23:54	115977.85	16.38		Continuous
11/28/2024 22:54	115961.47	16.51		Continuous
11/28/2024 21:54	115944.96	16.36		Continuous

Date/Time	Reading	Consumption	Reverse Flow	Consumption Flag
11/28/2024 20:54	115928.6	16.37		Continuous
11/28/2024 19:54	115912.23	16.61		Continuous
11/28/2024 18:54	115895.62	27.74		Continuous
11/28/2024 17:54	115867.88	33.14		Continuous
11/28/2024 16:54	115834.74	34.2		Continuous
11/28/2024 15:54	115800.54	31.44		Continuous
11/28/2024 14:54	115769.1	28.35		Continuous
11/28/2024 13:54	115740.75	23.92		Continuous
11/28/2024 12:54	115716.83	31.55		Continuous
11/28/2024 11:54	115685.28	31.42		Continuous
11/28/2024 10:54	115653.86	25.9		Continuous
11/28/2024 9:54	115627.96	16.39		Continuous
11/28/2024 8:54	115611.57	16.55		Continuous
11/28/2024 7:54	115595.02	16.71		Continuous
11/28/2024 6:54	115578.31	16.84		Continuous
11/28/2024 5:54	115561.47	16.85		Continuous
11/28/2024 4:54	115544.62	16.43		Continuous
11/28/2024 3:54	115528.19	16.43		Continuous

Date/Time ↓	Reading	Consumption	Reverse Flow	Consumption Flag
11/28/2024 2:54	115511.76	23.78		Continuous
11/28/2024 1:54	115487.98	31.4		Continuous
11/28/2024 0:54	115456.58	31.59		Continuous
11/27/2024 23:54	115424.99	32.04		Continuous
11/27/2024 22:54	115392.95	31.66		Continuous
11/27/2024 21:54	115361.29	31.43		Continuous
11/27/2024 20:54	115329.86	31.77		Continuous
11/27/2024 19:54	115298.09	17.4		Continuous
11/27/2024 18:54	115280.69	29.4		Continuous
11/27/2024 17:54	115251.29	31.45		Continuous
11/27/2024 16:54	115219.84	29.28		Continuous
11/27/2024 15:54	115190.56	16.7		Continuous
11/27/2024 14:54	115173.86	20.01		Continuous
11/27/2024 13:54	115153.85	31.39		Continuous
11/27/2024 12:54	115122.46	31.62		Continuous
11/27/2024 11:54	115090.84	31.45		Continuous
11/27/2024 10:54	115059.39	31.55		Continuous
11/27/2024 9:54	115027.84	31.07		Continuous

Date/Time	Reading	Consumption	Reverse Flow	Consumption Flag
11/27/2024 8:54	114996.77	31.71		Continuous
11/27/2024 7:54	114965.06	21.39		Continuous
11/27/2024 6:54	114943.67	17.06		Continuous
11/27/2024 5:54	114926.61	19.53		Continuous
11/27/2024 4:54	114907.08	31.17		Continuous
11/27/2024 3:54	114875.91	31.49		Continuous
11/27/2024 2:54	114844.42	31.51		Continuous
11/27/2024 1:54	114812.91	18.05		Continuous
11/27/2024 0:54	114794.86	16.42		Continuous
11/26/2024 23:54	114778.44	16.45		Continuous
11/26/2024 22:54	114761.99	16.65		Continuous
11/26/2024 21:54	114745.34	16.34		Continuous
11/26/2024 20:54	114729	16.42		Continuous
11/26/2024 19:54	114712.58	16.35		Continuous
11/26/2024 18:54	114696.23	22.12		Continuous
11/26/2024 17:54	114674.11	31.3		Continuous
11/26/2024 16:54	114642.81	31.36		Continuous
11/26/2024 15:54	114611.45	16.95		Continuous

Date/Time	Reading	Consumption	Reverse Flow	Consumption Flag
11/26/2024 14:54	114594.5	17.16		Continuous
11/26/2024 13:54	114577.34	30.82		Continuous
11/26/2024 12:54	114546.52	31.64		Continuous
11/26/2024 11:54	114514.88	31.59		Continuous
11/26/2024 10:54	114483.29	20.54		Continuous
11/26/2024 9:54	114462.75	31.39		Continuous
11/26/2024 8:54	114431.36	32.09		Continuous
11/26/2024 7:54	114399.27	24.42		Continuous
11/26/2024 6:54	114374.85	17.18		Continuous
11/26/2024 5:54	114357.67	31.3		Continuous
11/26/2024 4:54	114326.37	31.54		Continuous
11/26/2024 3:54	114294.83	30.31		Continuous
11/26/2024 2:54	114264.52	16.47		Continuous
11/26/2024 1:54	114248.05	20.83		Continuous
11/26/2024 0:54	114227.22	33.14		Continuous
11/25/2024 23:54	114194.08	33.87		Continuous
11/25/2024 22:54	114160.21	31.47		Continuous
11/25/2024 21:54	114128.74	31.57		Continuous

Date/Time ↓	Reading	Consumption	Reverse Flow	Consumption Flag
11/25/2024 20:54	114097.17	31.33		Continuous
11/25/2024 19:54	114065.84	18.71		Continuous
11/25/2024 18:54	114047.13	16.41		Continuous
11/25/2024 17:54	114030.72	26.95		Continuous
11/25/2024 16:54	114003.77	31.63		Continuous
11/25/2024 15:54	113972.14	31.64		Continuous
11/25/2024 14:54	113940.5	17.41		Continuous
11/25/2024 13:54	113923.09	16.47		Continuous
11/25/2024 12:54	113906.62	16.38		Continuous
11/25/2024 11:54	113890.24	26.6		Continuous
11/25/2024 10:54	113863.64	31.2		Continuous
11/25/2024 9:54	113832.44	32.05		Continuous
11/25/2024 8:54	113800.39	31.74		Continuous
11/25/2024 7:54	113768.65	26.66		Continuous
11/25/2024 6:54	113741.99	22.81		Continuous
11/25/2024 5:54	113719.18	16.45		Continuous
11/25/2024 4:54	113702.73	16.45		Continuous
11/25/2024 3:54	113686.28	16.49		Continuous

Date/Time	Reading	Consumption	Reverse Flow	Consumption Flag
11/25/2024 2:54	113669.79	16.49		Continuous
11/25/2024 1:54	113653.3	24.78		Continuous
11/25/2024 0:54	113628.52	31.41		Continuous
11/24/2024 23:54	113597.11	31.46		Continuous
11/24/2024 22:54	113565.65	33.3		Continuous
11/24/2024 21:54	113532.35	20.77		Continuous
11/24/2024 20:54	113511.58	16.41		Continuous
11/24/2024 19:54	113495.17	19.74		Continuous
11/24/2024 18:54	113475.43	16.44		Continuous
11/24/2024 17:54	113458.99	30.22		Continuous
11/24/2024 16:54	113428.77	31.6		Continuous
11/24/2024 15:54	113397.17	31.64		Continuous
11/24/2024 14:54	113365.53	30.59		Continuous
11/24/2024 13:54	113334.94	16.66		Continuous
11/24/2024 12:54	113318.28	16.42		Continuous
11/24/2024 11:54	113301.86	30.36		Continuous
11/24/2024 10:54	113271.5	31.41		Continuous
11/24/2024 9:54	113240.09	33.23		Continuous

Date/Time ↓	Reading	Consumption	Reverse Flow	Consumption Flag
11/24/2024 8:54	113206.86	22.75		Continuous
11/24/2024 7:54	113184.11	16.46		Continuous
11/24/2024 6:54	113167.65	16.68		Continuous
11/24/2024 5:54	113150.97	25.79		Continuous
11/24/2024 4:54	113125.18	31.53		Continuous
11/24/2024 3:54	113093.65	31.54		Continuous
11/24/2024 2:54	113062.11	33.93		Continuous
11/24/2024 1:54	113028.18	35.83		Continuous
11/24/2024 0:54	112992.35	25.85		Continuous
11/23/2024 23:54	112966.5	16.51		Continuous
11/23/2024 22:54	112949.99	16.75		Continuous
11/23/2024 21:54	112933.24	18.81		Continuous
11/23/2024 20:54	112914.43	18.46		Continuous
11/23/2024 19:54	112895.97	16.47		Continuous
11/23/2024 18:54	112879.5	19.46		Continuous
11/23/2024 17:54	112860.04	31.56		Continuous
11/23/2024 16:54	112828.48	31.61		Continuous
11/23/2024 15:54	112796.87	24.93		Continuous

Date/Time	Reading	Consumption	Reverse Flow	Consumption Flag
11/23/2024 14:54	112771.94	24.94		Continuous
11/23/2024 13:54	112747	24.74		Continuous
11/23/2024 12:54	112722.26	33.14		Continuous
11/23/2024 11:54	112689.12	31.54		Continuous
11/23/2024 10:54	112657.58	31.55		Continuous
11/23/2024 9:54	112626.03	32.52		Continuous
11/23/2024 8:54	112593.51	20.57		Continuous
11/23/2024 7:54	112572.94	16.51		Continuous
11/23/2024 6:54	112556.43	16.5		Continuous
11/23/2024 5:54	112539.93	16.5		Continuous
11/23/2024 4:54	112523.43	16.51		Continuous
11/23/2024 3:54	112506.92	16.84		Continuous
11/23/2024 2:54	112490.08	16.51		Continuous
11/23/2024 1:54	112473.57	16.61		Continuous
11/23/2024 0:54	112456.96	17.09		Continuous
11/22/2024 23:54	112439.87	16.48		Continuous
11/22/2024 22:54	112423.39	16.5		Continuous
11/22/2024 21:54	112406.89	26.2		Continuous

Date/Time	Reading	Consumption	Reverse Flow	Consumption Flag
11/22/2024 20:54	112380.69	31.38		Continuous
11/22/2024 19:54	112349.31	31.37		Continuous
11/22/2024 18:54	112317.94	31.37		Continuous
11/22/2024 17:54	112286.57	31.43		Continuous
11/22/2024 16:54	112255.14	31.45		Continuous
11/22/2024 15:54	112223.69	16.81		Continuous
11/22/2024 14:54	112206.88	16.49		Continuous
11/22/2024 13:54	112190.39	18.26		Continuous
11/22/2024 12:54	112172.13	17.59		Continuous
11/22/2024 11:54	112154.54	16.96		Continuous
11/22/2024 10:54	112137.58	31.21		Continuous
11/22/2024 9:54	112106.37	31.59		Continuous
11/22/2024 8:54	112074.78	32.13		Continuous
11/22/2024 7:54	112042.65	20.97		Continuous
11/22/2024 6:54	112021.68	30.91		Continuous
11/22/2024 5:54	111990.77	31.45		Continuous
11/22/2024 4:54	111959.32	31.5		Continuous
11/22/2024 3:54	111927.82	34		Continuous

Date/Time	Reading	Consumption	Reverse Flow	Consumption Flag
11/22/2024 2:54	111893.82	31.64		Continuous
11/22/2024 1:54	111862.18	31.69		Continuous
11/22/2024 0:54	111830.49	20.23		Continuous
11/21/2024 23:54	111810.26	21.39		Continuous
11/21/2024 22:54	111788.87	18.99		Continuous
11/21/2024 21:54	111769.88	16.83		Continuous
11/21/2024 20:54	111753.05	16.54		Continuous
11/21/2024 19:54	111736.51	16.56		Continuous
11/21/2024 18:54	111719.95	18.36		Continuous
11/21/2024 17:54	111701.59	31.38		Continuous
11/21/2024 16:54	111670.21	31.59		Continuous
11/21/2024 15:54	111638.62	33.42		Continuous
11/21/2024 14:54	111605.2	31.4		Continuous
11/21/2024 13:54	111573.8	31.41		Continuous
11/21/2024 12:54	111542.39	31.48		Continuous
11/21/2024 11:54	111510.91	31.45		Continuous
11/21/2024 10:54	111479.46	31.53		Continuous
11/21/2024 9:54	111447.93	33.19		Continuous

Date/Time	Reading	Consumption	Reverse Flow	Consumption Flag
11/21/2024 8:54	111414.74	31.79		Continuous
11/21/2024 7:54	111382.95	23.2		Continuous
11/21/2024 6:54	111359.75	17.02		Continuous
11/21/2024 5:54	111342.73	16.57		Continuous
11/21/2024 4:54	111326.16	19.3		Continuous
11/21/2024 3:54	111306.86	31.51		Continuous
11/21/2024 2:54	111275.35	31.55		Continuous
11/21/2024 1:54	111243.8	31.57		Continuous
11/21/2024 0:54	111212.23	31.63		Continuous
11/20/2024 23:54	111180.6	31.49		Continuous
11/20/2024 22:54	111149.11	30.91		Continuous
11/20/2024 21:54	111118.2	21.59		Continuous
11/20/2024 20:54	111096.61	32.67		Continuous
11/20/2024 19:54	111063.94	31.39		Continuous
11/20/2024 18:54	111032.55	31.41		Continuous
11/20/2024 17:54	111001.14	31.66		Continuous
11/20/2024 16:54	110969.48	31.47		Continuous
11/20/2024 15:54	110938.01	16.57		Continuous

Date/Time ↓	Reading	Consumption	Reverse Flow	Consumption Flag
11/20/2024 14:54	110921.44	17		Continuous
11/20/2024 13:54	110904.44	29.05		Continuous
11/20/2024 12:54	110875.39	32.17		Continuous
11/20/2024 11:54	110843.22	31.84		Continuous
11/20/2024 10:54	110811.38	30.94		Continuous
11/20/2024 9:54	110780.44	16.59		Continuous
11/20/2024 8:54	110763.85	20.63		Continuous
11/20/2024 7:54	110743.22	18.74		Continuous
11/20/2024 6:54	110724.48	16.72		Continuous
11/20/2024 5:54	110707.76	16.65		Continuous
11/20/2024 4:54	110691.11	16.61		Continuous
11/20/2024 3:54	110674.5	17.86		Continuous
11/20/2024 2:54	110656.64	16.6		Continuous
11/20/2024 1:54	110640.04	16.6		Continuous
11/20/2024 0:54	110623.44	16.58		Continuous
11/19/2024 23:54	110606.86	16.54		Continuous
11/19/2024 22:54	110590.32	21.19		Continuous
11/19/2024 21:54	110569.13	17.69		Continuous

Date/Time ↓	Reading	Consumption	Reverse Flow	Consumption Flag
11/19/2024 20:54	110551.44	16.52		Continuous
11/19/2024 19:54	110534.92	16.47		Continuous
11/19/2024 18:54	110518.45	18.77		Continuous
11/19/2024 17:54	110499.68	21.97		Continuous
11/19/2024 16:54	110477.71	18.72		Continuous
11/19/2024 15:54	110458.99	18.99		Continuous
11/19/2024 14:54	110440	16.61		Continuous
11/19/2024 13:54	110423.39	16.85		Continuous
11/19/2024 12:54	110406.54	16.54		Continuous
11/19/2024 11:54	110390	16.92		Continuous
11/19/2024 10:54	110373.08	16.59		Continuous
11/19/2024 9:54	110356.49	16.79		Continuous
11/19/2024 8:54	110339.7	16.58		Continuous
11/19/2024 7:54	110323.12	17.67		Continuous
11/19/2024 6:54	110305.45	17.33		Continuous
11/19/2024 5:54	110288.12	16.59		Continuous
11/19/2024 4:54	110271.53	16.61		Continuous
11/19/2024 3:54	110254.92	18.82		Continuous

Date/Time	Reading	Consumption	Reverse Flow	Consumption Flag
11/19/2024 2:54	110236.1	16.63		Continuous
11/19/2024 1:54	110219.47	16.63		Continuous
11/19/2024 0:54	110202.84	18.07		Continuous
11/18/2024 23:54	110184.77	18.08		Continuous
11/18/2024 22:54	110166.69	23.25		Continuous
11/18/2024 21:54	110143.44	16.54		Continuous
11/18/2024 20:54	110126.9	16.57		Continuous
11/18/2024 19:54	110110.33	16.58		Continuous
11/18/2024 18:54	110093.75	16.65		Continuous
11/18/2024 17:54	110077.1	17.5		Continuous
11/18/2024 16:54	110059.6	16.91		Continuous
11/18/2024 15:54	110042.69	16.71		Continuous
11/18/2024 14:54	110025.98	16.57		Continuous
11/18/2024 13:54	110009.41	16.62		Continuous
11/18/2024 12:54	109992.79	16.96		Continuous
11/18/2024 11:54	109975.83	16.65		Continuous
11/18/2024 10:54	109959.18	16.74		Continuous
11/18/2024 9:54	109942.44	16.75		Continuous

Date/Time	Reading	Consumption	Reverse Flow	Consumption Flag
11/18/2024 8:54	109925.69	16.83		Continuous
11/18/2024 7:54	109908.86	17.5		Continuous
11/18/2024 6:54	109891.36	16.96		Continuous
11/18/2024 5:54	109874.4	16.61		Continuous
11/18/2024 4:54	109857.79	16.61		Continuous
11/18/2024 3:54	109841.18	16.63		Continuous
11/18/2024 2:54	109824.55	16.63		Continuous
11/18/2024 1:54	109807.92	16.6		Continuous
11/18/2024 0:54	109791.32	16.68		Continuous
11/17/2024 23:54	109774.64	16.61		Continuous
11/17/2024 22:54	109758.03	18.28		Continuous
11/17/2024 21:54	109739.75	16.89		Continuous
11/17/2024 20:54	109722.86	19.35		Continuous
11/17/2024 19:54	109703.51	16.7		Continuous
11/17/2024 18:54	109686.81	22.64		Continuous
11/17/2024 17:54	109664.17	16.54		Continuous
11/17/2024 16:54	109647.63	16.78		Continuous
11/17/2024 15:54	109630.85	16.92		Continuous

Date/Time ↓	Reading	Consumption	Reverse Flow	Consumption Flag
11/17/2024 14:54	109613.93	16.74		Continuous
11/17/2024 13:54	109597.19	18.38		Continuous
11/17/2024 12:54	109578.81	16.86		Continuous
11/17/2024 11:54	109561.95	16.58		Continuous
11/17/2024 10:54	109545.37	16.6		Continuous
11/17/2024 9:54	109528.77	16.73		Continuous
11/17/2024 8:54	109512.04	17.56		Continuous
11/17/2024 7:54	109494.48	17.28		Continuous
11/17/2024 6:54	109477.2	16.65		Continuous
11/17/2024 5:54	109460.55	16.75		Continuous
11/17/2024 4:54	109443.8	16.65		Continuous
11/17/2024 3:54	109427.15	16.68		Continuous
11/17/2024 2:54	109410.47	16.64		Continuous
11/17/2024 1:54	109393.83	16.7		Continuous
11/17/2024 0:54	109377.13	17.19		Continuous
11/16/2024 23:54	109359.94	16.98		Continuous
11/16/2024 22:54	109342.96	16.62		Continuous
11/16/2024 21:54	109326.34	16.74		Continuous

Date/Time	Reading	Consumption	Reverse Flow	Consumption Flag
11/16/2024 20:54	109309.6	16.71		Continuous
11/16/2024 19:54	109292.89	16.8		Continuous
11/16/2024 18:54	109276.09	16.67		Continuous
11/16/2024 17:54	109259.42	16.81		Continuous
11/16/2024 16:54	109242.61	16.58		Continuous
11/16/2024 15:54	109226.03	19.84		Continuous
11/16/2024 14:54	109206.19	20.04		Continuous
11/16/2024 13:54	109186.15	16.59		Continuous
11/16/2024 12:54	109169.56	16.75		Continuous
11/16/2024 11:54	109152.81	19.32		Continuous
11/16/2024 10:54	109133.49	16.76		Continuous
11/16/2024 9:54	109116.73	21.96		Continuous
11/16/2024 8:54	109094.77	20.46		Continuous
11/16/2024 7:54	109074.31	16.85		Continuous
11/16/2024 6:54	109057.46	16.69		Continuous
11/16/2024 5:54	109040.77	16.7		Continuous
11/16/2024 4:54	109024.07	16.69		Continuous
11/16/2024 3:54	109007.38	16.81		Continuous

Date/Time	Reading	Consumption	Reverse Flow	Consumption Flag
11/16/2024 2:54	108990.57	16.66		Continuous
11/16/2024 1:54	108973.91	16.62		Continuous
11/16/2024 0:54	108957.29	18.97		Continuous
11/15/2024 23:54	108938.32	18.9		Continuous
11/15/2024 22:54	108919.42	18.16		Continuous
11/15/2024 21:54	108901.26	16.69		Continuous
11/15/2024 20:54	108884.57	24.16		Continuous
11/15/2024 19:54	108860.41	16.6		Continuous
11/15/2024 18:54	108843.81	16.54		Continuous
11/15/2024 17:54	108827.27	16.54		Continuous
11/15/2024 16:54	108810.73	16.55		Continuous
11/15/2024 15:54	108794.18	21.72		Continuous
11/15/2024 14:54	108772.46	27.33		Continuous
11/15/2024 13:54	108745.13	25.54		Continuous
11/15/2024 12:54	108719.59	19.49		Continuous
11/15/2024 11:54	108700.1	16.76		Continuous
11/15/2024 10:54	108683.34	20.09		Continuous
11/15/2024 9:54	108663.25	16.85		Continuous

Date/Time	Reading	Consumption	Reverse Flow	Consumption Flag
11/15/2024 8:54	108646.4	16.77		Continuous
11/15/2024 7:54	108629.63	17.49		Continuous
11/15/2024 6:54	108612.14	16.96		Continuous
11/15/2024 5:54	108595.18	16.74		Continuous
11/15/2024 4:54	108578.44	16.74		Continuous
11/15/2024 3:54	108561.7	16.76		Continuous
11/15/2024 2:54	108544.94	21.25		Continuous
11/15/2024 1:54	108523.69	18.14		Continuous
11/15/2024 0:54	108505.55	16.94		Continuous
11/14/2024 23:54	108488.61	19.24		Continuous
11/14/2024 22:54	108469.37	17.39		Continuous
11/14/2024 21:54	108451.98	16.78		Continuous
11/14/2024 20:54	108435.2	17.53		Continuous
11/14/2024 19:54	108417.67	16.93		Continuous
11/14/2024 18:54	108400.74	16.86		Continuous
11/14/2024 17:54	108383.88	16.75		Continuous
11/14/2024 16:54	108367.13	16.73		Continuous
11/14/2024 15:54	108350.4	24.13		Continuous

Date/Time	Reading	Consumption	Reverse Flow	Consumption Flag
11/14/2024 14:54	108326.27	16.8		Continuous
11/14/2024 13:54	108309.47	17.23		Continuous
11/14/2024 12:54	108292.24	20.73		Continuous
11/14/2024 11:54	108271.51	16.77		Continuous
11/14/2024 10:54	108254.74	16.74		Continuous
11/14/2024 9:54	108238	17.33		Continuous
11/14/2024 8:54	108220.67	21.22		Continuous
11/14/2024 7:54	108199.45	21.98		Continuous
11/14/2024 6:54	108177.47	17.15		Continuous
11/14/2024 5:54	108160.32	16.81		Continuous
11/14/2024 4:54	108143.51	16.81		Continuous
11/14/2024 3:54	108126.7	16.91		Continuous
11/14/2024 2:54	108109.79	16.87		Continuous
11/14/2024 1:54	108092.92	16.82		Continuous
11/14/2024 0:54	108076.1	21.31		Continuous
11/13/2024 23:54	108054.79	16.8		Continuous
11/13/2024 22:54	108037.99	16.98		Continuous
11/13/2024 21:54	108021.01	16.75		Continuous

Date/Time	Reading	Consumption	Reverse Flow	Consumption Flag
11/13/2024 20:54	108004.26	16.74		Continuous
11/13/2024 19:54	107987.52	16.75		Continuous
11/13/2024 18:54	107970.77	18.21		Continuous
11/13/2024 17:54	107952.56	16.87		Continuous
11/13/2024 16:54	107935.69	21.99		Continuous
11/13/2024 15:54	107913.7	21.98		Continuous
11/13/2024 14:54	107891.72	17.18		Continuous
11/13/2024 13:54	107874.54	16.86		Intermittent
11/13/2024 12:54	107857.68	16.81		Intermittent
11/13/2024 11:54	107840.87	17.02		Intermittent
11/13/2024 10:54	107823.85	22.48		Intermittent
11/13/2024 9:54	107801.37	17.3		Intermittent
11/13/2024 8:54	107784.07	16.97		Intermittent
11/13/2024 7:54	107767.1	17.57		Intermittent
11/13/2024 6:54	107749.53	17.13		Intermittent
11/13/2024 5:54	107732.4	16.93		Intermittent
11/13/2024 4:54	107715.47	16.94		Intermittent
11/13/2024 3:54	107698.53	16.92		Intermittent

Date/Time	Reading	Consumption	Reverse Flow	Consumption Flag
11/13/2024 2:54	107681.61	16.91		Intermittent
11/13/2024 1:54	107664.7	16.92		Intermittent
11/13/2024 0:54	107647.78	16.99		Intermittent
11/12/2024 23:54	107630.79	19.36		Intermittent
11/12/2024 22:54	107611.43	17.43		Intermittent
11/12/2024 21:54	107594	17.04		Intermittent
11/12/2024 20:54	107576.96	16.99		Intermittent
11/12/2024 19:54	107559.97	16.91		Intermittent
11/12/2024 18:54	107543.06	17.45		Intermittent
11/12/2024 17:54	107525.61	21.11		Intermittent
11/12/2024 16:54	107504.5	17.3		Intermittent
11/12/2024 15:54	107487.2	15.88		Intermittent
11/12/2024 14:54	107471.32	0.25		Intermittent
11/12/2024 13:54	107471.07	1.58		
11/12/2024 12:54	107469.49	0.99		
11/12/2024 11:54	107468.5	0.03		Intermittent
11/12/2024 10:54	107468.47	1.71		Intermittent
11/12/2024 9:54	107466.76	6.32		Intermittent

Date/Time ↓	Reading	Consumption	Reverse Flow	Consumption Flag
11/12/2024 8:54	107460.44	7.69		
11/12/2024 7:54	107452.75	7.75		
11/12/2024 6:54	107445	2.21		
11/12/2024 5:54	107442.79	0		
11/12/2024 4:54	107442.79	0.57		
11/12/2024 3:54	107442.22	0		
11/12/2024 2:54	107442.22	0		
11/12/2024 1:54	107442.22	3.89		
11/12/2024 0:54	107438.33	0.06		
11/11/2024 23:54	107438.27	0.14		
11/11/2024 22:54	107438.13	0.91		
11/11/2024 21:54	107437.22	6.21		
11/11/2024 20:54	107431.01	0.12		
11/11/2024 19:54	107430.89	0.1		
11/11/2024 18:54	107430.79	2.15		
11/11/2024 17:54	107428.64	1.25		
11/11/2024 16:54	107427.39	11.87		
11/11/2024 15:54	107415.52	1.98		

Date/Time ↓	Reading	Consumption	Reverse Flow	Consumption Flag
11/11/2024 14:54	107413.54	0		
11/11/2024 13:54	107413.54	12.14		
11/11/2024 12:54	107401.4	4.63		
11/11/2024 11:54	107396.77	2.14		
11/11/2024 10:54	107394.63	0.04		
11/11/2024 9:54	107394.59	0		
11/11/2024 8:54	107394.59	4.43		
11/11/2024 7:54	107390.16	3.66		
11/11/2024 6:54	107386.5	0.58		
11/11/2024 5:54	107385.92	0.33		
11/11/2024 4:54	107385.59	0.33		
11/11/2024 3:54	107385.26	0		
11/11/2024 2:54	107385.26	0		
11/11/2024 1:54	107385.26	0		
11/11/2024 0:54	107385.26	0.59		
11/10/2024 23:54	107384.67	3.88		
11/10/2024 22:54	107380.79	9.15		
11/10/2024 21:54	107371.64	2.87		

Date/Time ↓	Reading	Consumption	Reverse Flow	Consumption Flag
11/10/2024 20:54	107368.77	0.5		
11/10/2024 19:54	107368.27	0		
11/10/2024 18:54	107368.27	0.04		
11/10/2024 17:54	107368.23	1.09		
11/10/2024 16:54	107367.14	0.56		
11/10/2024 15:54	107366.58	2.19		
11/10/2024 14:54	107364.39	7.05		
11/10/2024 13:54	107357.34	7.92		
11/10/2024 12:54	107349.42	0		
11/10/2024 11:54	107349.42	0		
11/10/2024 10:54	107349.42	4.26		
11/10/2024 9:54	107345.16	4.26		
11/10/2024 8:54	107340.9	2.04		
11/10/2024 7:54	107338.86	1.4		
11/10/2024 6:54	107337.46	0.17		
11/10/2024 5:54	107337.29	0		
11/10/2024 4:54	107337.29	0		
11/10/2024 3:54	107337.29	0		

Date/Time ↓	Reading	Consumption	Reverse Flow	Consumption Flag
11/10/2024 2:54	107337.29	0		
11/10/2024 1:54	107337.29	0		
11/10/2024 0:54	107337.29	4.68		
11/09/2024 23:54	107332.61	4.06		
11/09/2024 22:54	107328.55	0		
11/09/2024 21:54	107328.55	0.02		
11/09/2024 20:54	107328.53	5.57		
11/09/2024 19:54	107322.96	1.81		
11/09/2024 18:54	107321.15	3.05		
11/09/2024 17:54	107318.1	3.91		
11/09/2024 16:54	107314.19	0.41		
11/09/2024 15:54	107313.78	0.01		
11/09/2024 14:54	107313.77	0.73		
11/09/2024 13:54	107313.04	0.73		
11/09/2024 12:54	107312.31	4.14		
11/09/2024 11:54	107308.17	0.09		
11/09/2024 10:54	107308.08	0.09		
11/09/2024 9:54	107307.99	6.06		

Date/Time ↓	Reading	Consumption	Reverse Flow	Consumption Flag
11/09/2024 8:54	107301.93	6.07		
11/09/2024 7:54	107295.86	0		
11/09/2024 6:54	107295.86	0.01		
11/09/2024 5:54	107295.85	0		
11/09/2024 4:54	107295.85	0.55		
11/09/2024 3:54	107295.3	0		
11/09/2024 2:54	107295.3	4.54		
11/09/2024 1:54	107290.76	4.38		
11/09/2024 0:54	107286.38	0		
11/08/2024 23:54	107286.38	0		
11/08/2024 22:54	107286.38	9.38		
11/08/2024 21:54	107277	1.1		
11/08/2024 20:54	107275.9	0		
11/08/2024 19:54	107275.9	0.03		
11/08/2024 18:54	107275.87	0		
11/08/2024 17:54	107275.87	5.92		
11/08/2024 16:54	107269.95	5.5		
11/08/2024 15:54	107264.45	0.51		

Date/Time ↓	Reading	Consumption	Reverse Flow	Consumption Flag
11/08/2024 14:54	107263.94	0.45		
11/08/2024 13:54	107263.49	3.23		
11/08/2024 12:54	107260.26	4.1		
11/08/2024 11:54	107256.16	12.92		
11/08/2024 10:54	107243.24	6.13		
11/08/2024 9:54	107237.11	5.38		
11/08/2024 8:54	107231.73	0.52		
11/08/2024 7:54	107231.21	3.25		
11/08/2024 6:54	107227.96	0.56		
11/08/2024 5:54	107227.4	0		
11/08/2024 4:54	107227.4	0		
11/08/2024 3:54	107227.4	0.45		
11/08/2024 2:54	107226.95	1.55		
11/08/2024 1:54	107225.4	1.54		
11/08/2024 0:54	107223.86	0.04		
11/07/2024 23:54	107223.82	0		
11/07/2024 22:54	107223.82	3.49		
11/07/2024 21:54	107220.33	3.89		

Date/Time ↓	Reading	Consumption	Reverse Flow	Consumption Flag
11/07/2024 20:54	107216.44	4.99		
11/07/2024 19:54	107211.45	0.02		Intermittent
11/07/2024 18:54	107211.43	3.22		Intermittent
11/07/2024 17:54	107208.21	5.5		Intermittent
11/07/2024 16:54	107202.71	0.63		Intermittent
11/07/2024 15:54	107202.08	0.08		Intermittent
11/07/2024 14:54	107202	6.5		Intermittent
11/07/2024 13:54	107195.5	0.05		Intermittent
11/07/2024 12:54	107195.45	9.66		Intermittent
11/07/2024 11:54	107185.79	0.33		Intermittent
11/07/2024 10:54	107185.46	1.55		Intermittent
11/07/2024 9:54	107183.91	5.32		Intermittent
11/07/2024 8:54	107178.59	7.95		Intermittent
11/07/2024 7:54	107170.64	4.19		Intermittent
11/07/2024 6:54	107166.45	5.01		Intermittent
11/07/2024 5:54	107161.44	0.48		Intermittent
11/07/2024 4:54	107160.96	0		Intermittent
11/07/2024 3:54	107160.96	0		Intermittent

Date/Time	Reading	Consumption	Reverse Flow	Consumption Flag
11/07/2024 2:54	107160.96	0		Intermittent
11/07/2024 1:54	107160.96	0.16		Intermittent
11/07/2024 0:54	107160.8	0.81		
11/06/2024 23:54	107159.99	0.01		
11/06/2024 22:54	107159.98	1.56		Intermittent
11/06/2024 21:54	107158.42	4.89		Intermittent
11/06/2024 20:54	107153.53	4.59		Intermittent
11/06/2024 19:54	107148.94	3.02		
11/06/2024 18:54	107145.92	0.02		
11/06/2024 17:54	107145.9	2.02		Intermittent
11/06/2024 16:54	107143.88	2.68		
11/06/2024 15:54	107141.2	4.87		
11/06/2024 14:54	107136.33	2.26		
11/06/2024 13:54	107134.07	0		
11/06/2024 12:54	107134.07	0.77		
11/06/2024 11:54	107133.3	5.08		
11/06/2024 10:54	107128.22	0.15		
11/06/2024 9:54	107128.07	0.63		

Date/Time ↓	Reading	Consumption	Reverse Flow	Consumption Flag
11/06/2024 8:54	107127.44	4.66		
11/06/2024 7:54	107122.78	6.63		
11/06/2024 6:54	107116.15	5.23		
11/06/2024 5:54	107110.92	0		
11/06/2024 4:54	107110.92	0		
11/06/2024 3:54	107110.92	0		
11/06/2024 2:54	107110.92	0		
11/06/2024 1:54	107110.92	0.1		
11/06/2024 0:54	107110.82	0.71		
11/05/2024 23:54	107110.11	1.82		
11/05/2024 22:54	107108.29	3.45		
11/05/2024 21:54	107104.84	5.15		
11/05/2024 20:54	107099.69	0.4		
11/05/2024 19:54	107099.29	2.44		
11/05/2024 18:54	107096.85	3		
11/05/2024 17:54	107093.85	0.34		
11/05/2024 16:54	107093.51	0.6		
11/05/2024 15:54	107092.91	4.34		

Date/Time	Reading	Consumption	Reverse Flow	Consumption Flag
11/05/2024 14:54	107088.57	0		
11/05/2024 13:54	107088.57	2.09		
11/05/2024 12:54	107086.48	2.99		
11/05/2024 11:54	107083.49	0.18		
11/05/2024 10:54	107083.31	1.18		
11/05/2024 9:54	107082.13	1.13		
11/05/2024 8:54	107081	4.46		
11/05/2024 7:54	107076.54	4.46		
11/05/2024 6:54	107072.08	0.67		Intermittent
11/05/2024 5:54	107071.41	0		Intermittent
11/05/2024 4:54	107071.41	0.43		Intermittent
11/05/2024 3:54	107070.98	0.3		
11/05/2024 2:54	107070.68	0		
11/05/2024 1:54	107070.68	0		
11/05/2024 0:54	107070.68	2.51		
11/04/2024 23:54	107068.17	2.83		
11/04/2024 22:54	107065.34	1.29		
11/04/2024 21:54	107064.05	0.12		

Date/Time ↓	Reading	Consumption	Reverse Flow	Consumption Flag
11/04/2024 20:54	107063.93	0		
11/04/2024 19:54	107063.93	0.51		
11/04/2024 18:54	107063.42	0.51		
11/04/2024 17:54	107062.91	2.65		
11/04/2024 16:54	107060.26	1.97		
11/04/2024 15:54	107058.29	0.59		
11/04/2024 14:54	107057.7	5.61		
11/04/2024 13:54	107052.09	1.45		
11/04/2024 12:54	107050.64	1.46		
11/04/2024 11:54	107049.18	1.19		
11/04/2024 10:54	107047.99	4.99		
11/04/2024 9:54	107043	2.28		
11/04/2024 8:54	107040.72	5.74		
11/04/2024 7:54	107034.98	6.94		
11/04/2024 6:54	107028.04	1.17		
11/04/2024 5:54	107026.87	0		
11/04/2024 4:54	107026.87	0		
11/04/2024 3:54	107026.87	0		

Date/Time ↓	Reading	Consumption	Reverse Flow	Consumption Flag
11/04/2024 2:54	107026.87	0.4		
11/04/2024 1:54	107026.47	0		
11/04/2024 0:54	107026.47	0		
11/03/2024 23:54	107026.47	0.13		
11/03/2024 22:54	107026.34	0.37		
11/03/2024 21:54	107025.97	0.04		
11/03/2024 20:54	107025.93	0.55		
11/03/2024 19:54	107025.38	0.05		
11/03/2024 18:54	107025.33	2.41		
11/03/2024 17:54	107022.92	3.65		
11/03/2024 16:54	107019.27	4.57		
11/03/2024 15:54	107014.7	0		
11/03/2024 14:54	107014.7	5.38		
11/03/2024 13:54	107009.32	7.44		
11/03/2024 12:54	107001.88	0		
11/03/2024 11:54	107001.88	0		
11/03/2024 10:54	107001.88	0.58		
11/03/2024 9:54	107001.3	0		