



Metro Transit Police Department

St. Paul Analytics

Prepared by Manager, Police Business Systems Tammy Helgeson

East Command Group A & B Crimes (June 13 – June 19)

	Group	2023	2022	% Chg.	2023	2022	% Chg.	2023	2022	% Chg.
		Week 6/13-6/19	Week 6/13-6/19		28 Day 05/22-6/19	28 Day 5/22-6/19		YTD 1/1 - 6/19	YTD 1/1 - 6/19	
GROUP A - TOP 7										
Homicide	A	0	0	N/A	0	0	N/A	0	1	-100.00%
Sex Offense (Forcible)	A	1	0	100.00%	1	1	0.00%	5	6	-16.67%
Robbery	A	0	5	-500.00%	6	9	-33.33%	25	24	4.17%
Aggravated Assault	A	0	0	N/A	3	2	50.00%	34	26	30.77%
Simple Assault	A	2	5	-60.00%	5	11	-54.55%	61	58	5.17%
Intimidation (Assault)	A	0	0	N/A	2	1	100.00%	21	14	50.00%
Larceny/Theft (Pocket-picking/Purse Snatching)	A	0	1	-100.00%	1	1	0.00%	13	16	-18.75%
Motor Vehicle Theft	A	0	0	N/A	0	0	N/A	1	4	-75.00%
Burglary	A	0	0	N/A	0	0	N/A	0	0	N/A
Group A Top 7 Subtotals	A	3	11	-72.73%	18	25	-28.00%	160	149	7.38%
OFFENSES RESULTING FROM ENFORCEMENT										
Drug/Narcotic	A	0	0	N/A	8	11	-27.27%	65	45	44.44%
Drug Equipment	A	0	1	-100.00%	2	6	-66.67%	74	22	236.36%
Fraud (Fare Evasion, etc.)	A	0	0	N/A	0	0	N/A	0	0	N/A
Forgery/Impersonation/ID Theft	A	0	0	N/A	0	0	N/A	6	3	100.00%
Group A Enforcement Subtotals	A	0	1	-100.00%	10	17	-41.18%	145	70	107.14%
Curfew/Loitering/Vagrancy	B	0	0	N/A	0	0	N/A	1	0	100.00%
Disorderly Conduct	B	1	2	-50.00%	8	10	-20.00%	44	55	-20.00%
Liquor Law Violations	B	0	0	N/A	1	3	-66.67%	9	12	-25.00%
Trespass	B	0	2	-200.00%	9	9	0.00%	99	51	94.12%
Group B Enforcement Subtotals	B	1	4	-75.00%	18	22	-18.18%	153	118	29.66%
Enforcement Totals	A&B	1	5	-80.00%	28	39	-28.21%	298	188	58.51%

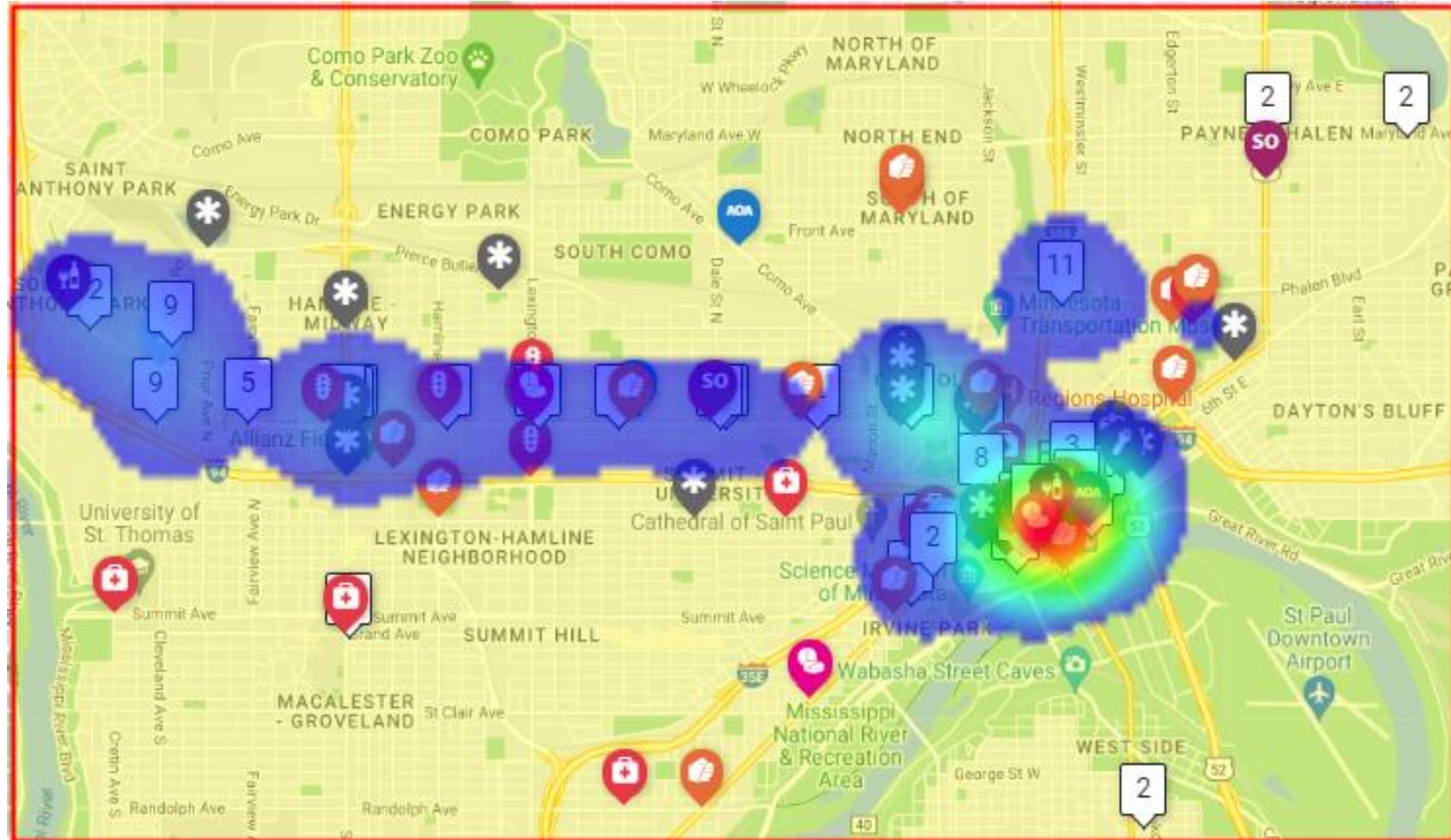
*Data is pulled the morning of 6/20 – may be subject to change

East Command Group A & B Crimes (June 13 – June 19)

	Group	2023	2022	% Chg.	2023	2022	% Chg.	2023	2022	% Chg.
		Week 6/13-6/19	Week 6/13-6/19		28 Day 5/22-6/19	28 Day 5/22-6/19		YTD 1/1 - 6/19	YTD 1/1 - 6/19	
OTHER GROUP A										
Sex Offense (Non-Forcible)	A	0	0	N/A	0	0	N/A	0	0	N/A
All Other Larceny/Theft (Non-Person)	A	1	1	0.00%	4	7	-42.86%	21	38	-44.74%
Kidnapping/Abduction	A	0	0	N/A	0	0	N/A	0	0	N/A
Destruction/Damage/Vandalism of Property	A	2	10	-80.00%	19	38	-50.00%	168	168	0.00%
Arson	A	0	0	N/A	0	0	N/A	4	2	100.00%
Prostitution	A	0	0	N/A	0	0	N/A	0	0	N/A
Weapon Law Violations	A	0	0	N/A	1	3	-66.67%	11	13	-15.38%
Stolen Property Offenses	A	0	0	N/A	1	0	100.00%	1	1	0.00%
Animal Cruelty	A	0	0	N/A	0	0	N/A	1	0	100.00%
Embezzlement	A	0	0	N/A	1	1	0	7	4	0.75
Human Trafficking, Commercial Sex Acts	A	0	0	N/A	0	0	N/A	0	0	N/A
Group A Other Subtotals	A	3	11	-72.73%	26	49	-46.94%	213	226	-5.75%
OTHER GROUP B										
Driving Under the Influence	B	0	0	N/A	0	0	N/A	4	5	-20.00%
Family Offenses, Nonviolent	B	0	0	N/A	0	0	N/A	0	1	-100.00%
Runaway	B	0	0	N/A	0	0	N/A	0	0	N/A
All Other Offenses	B	0	1	-100.00%	14	18	-22.22%	95	90	5.56%
Group B Other Subtotals	B	0	1	-100.00%	14	18	-22.22%	99	96	3.13%
Other Totals	A&B	3	12	-75.00%	40	67	-40.30%	312	322	-3.11%

*Data is pulled the morning of 6/20 – may be subject to change

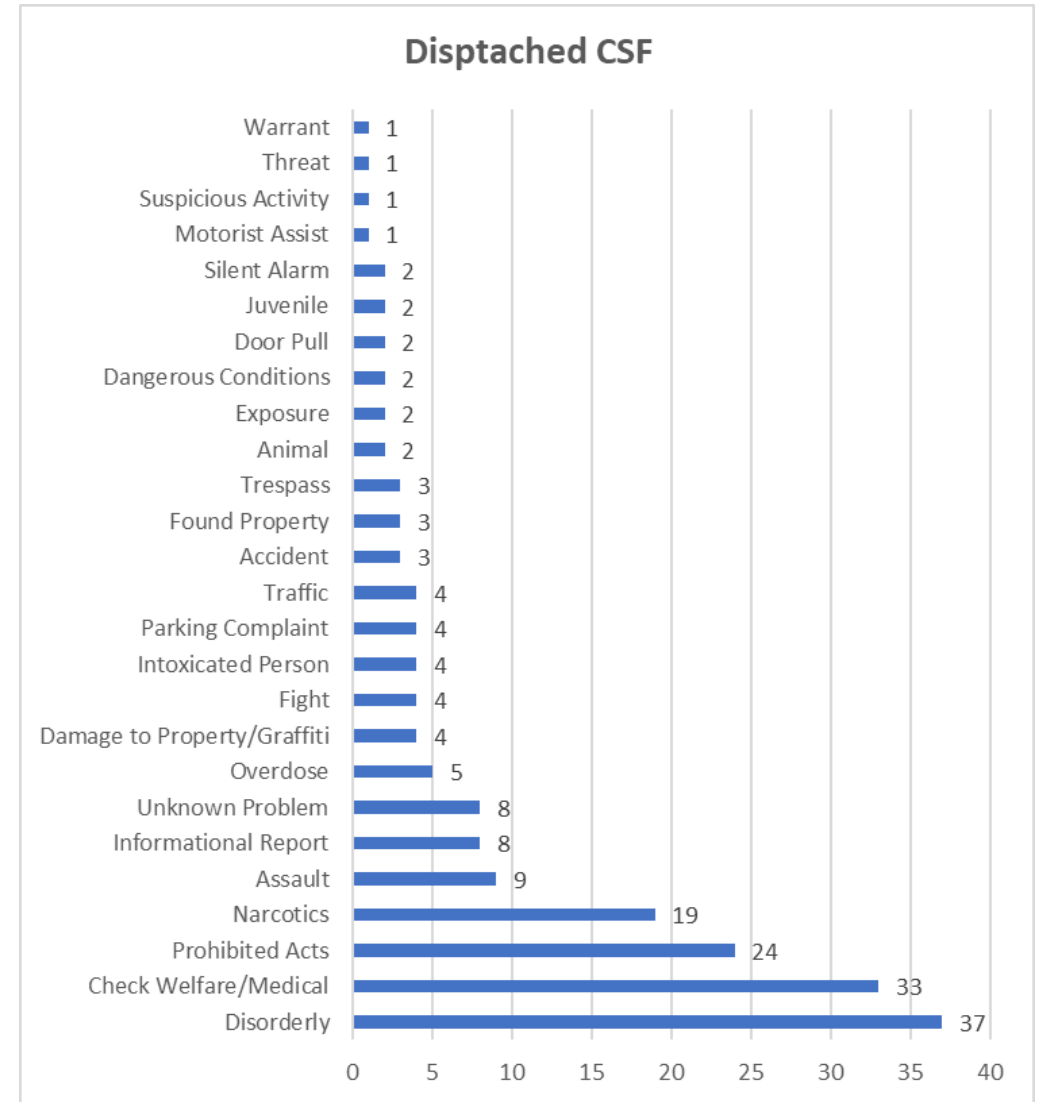
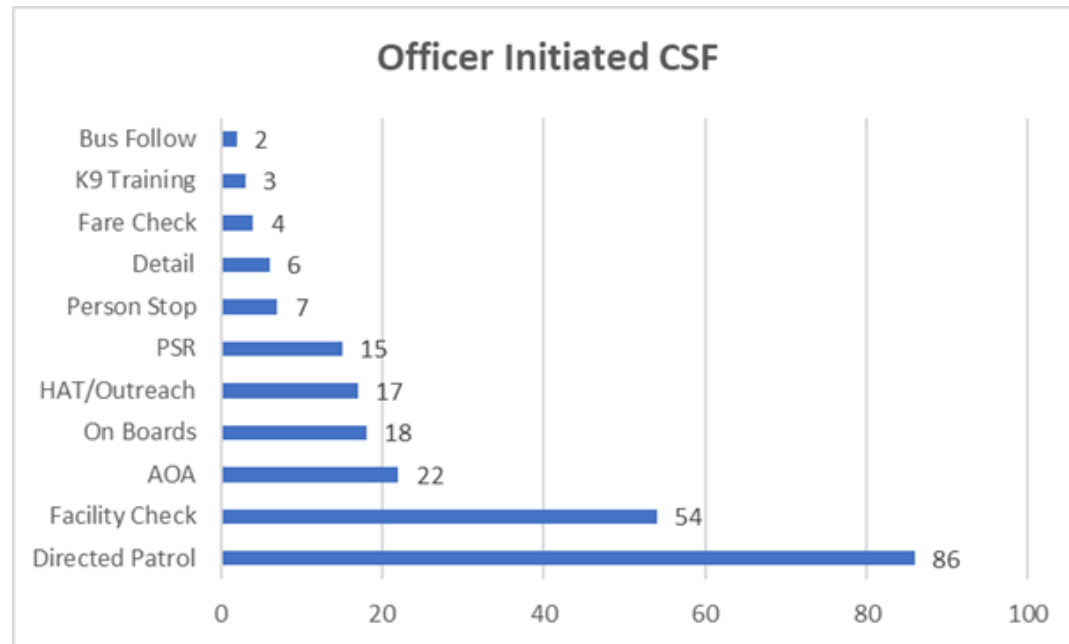
East Command Calls for Service (June 13 – June 19)



East Command Calls for Service Detail (June 13 – June 19)



Area selected includes 422 CSF
 234 – Officer Initiated
 188 – Dispatched



St Paul (June 13 – June 19)

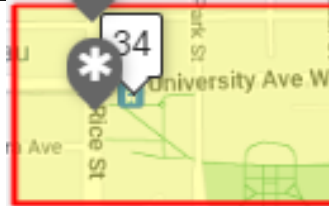
Snelling /Hamline Area: 21 Total Calls

Officer: 3 (AOA, DP, Facility Check)
 Citizen: 18 (Medical, Narcotics/OD, Disorderly)



LRT Capitol/Rice St Station: 36 Total Calls

Officer: 24 (DP, OB, Fare)
 Citizen: 12 (Check Welfare/Medical, Prohibited Acts, Unknown)



Union Depot Area: 81 Total Calls

Officer: 57 (DP, Facility Check, HAT, PSR)
 Citizen: 24 (Check Welfare, Disorderly, Prohibited Acts)



VCB & LRT Central Platform Area: 44 Total Calls

Officer: 30 (DP, HAT, OB, Person Stop)
 Citizen: 14 (Disorderly, Check Welfare/Medical, Prohibited Acts)

