



2022 Annual CARP Report To City Council

Russ Stark,
Chief Resilience Officer

April 20, 2022

SAINT PAUL CLIMATE ACTION & RESILIENCE PLAN

A FRAMEWORK FOR OUR COMMUNITY
TO ADDRESS THE IMPACT OF CLIMATE CHANGE



DECEMBER 2019

City of Saint Paul Mayor
Melvin Carter

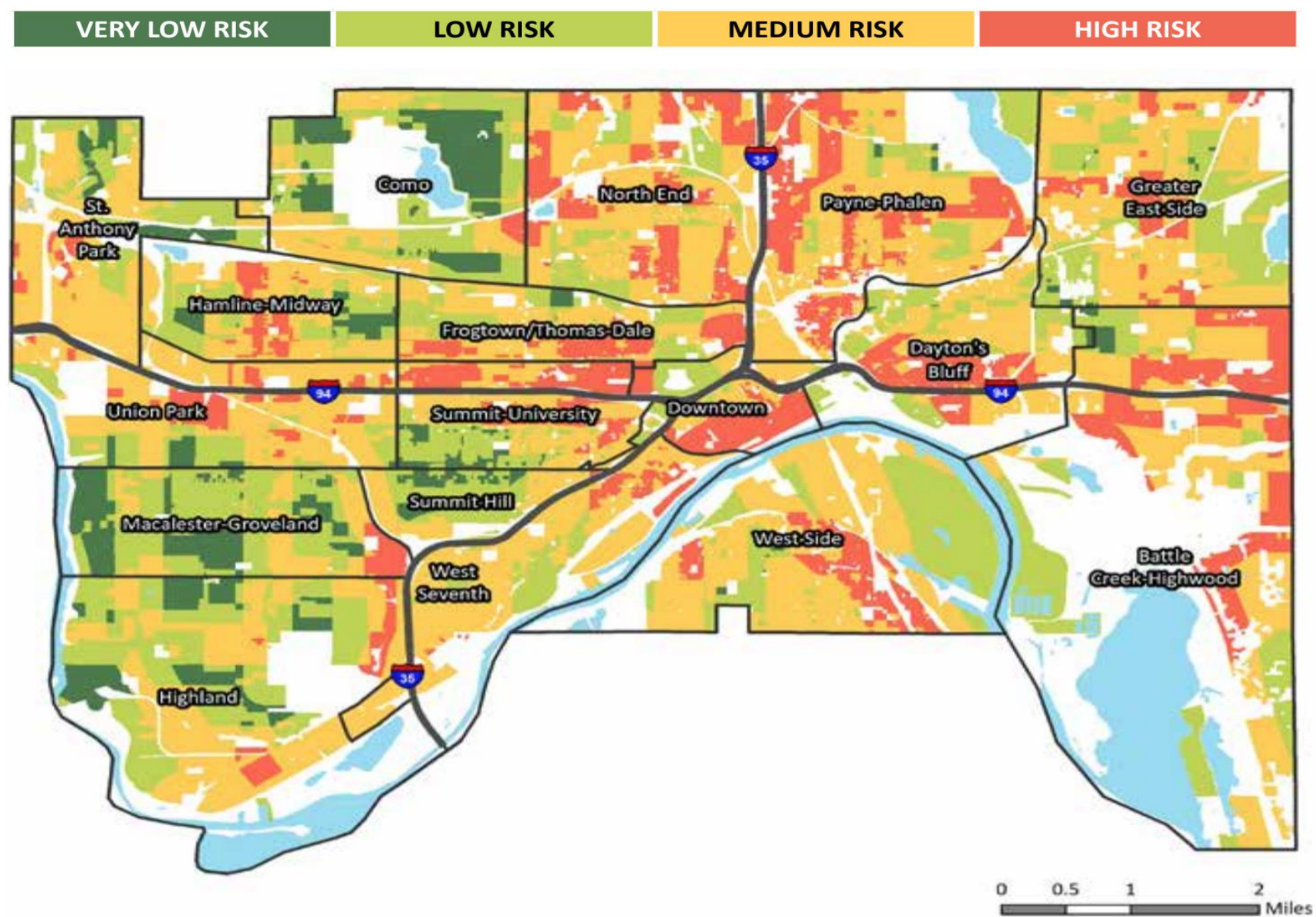


Outside Recognition and Support

- Bloomberg ACCC Selection
- ACEEE 2020 Most Improved City, #16 in the US
- CDP -- one of 95 cities in the world to receive an “A” grade for overall climate action (out of about 1,000 reporting)
- McKnight Foundation support



Composite Vulnerability: socio-economic, urban heat, flooding, tree canopy, air pollution





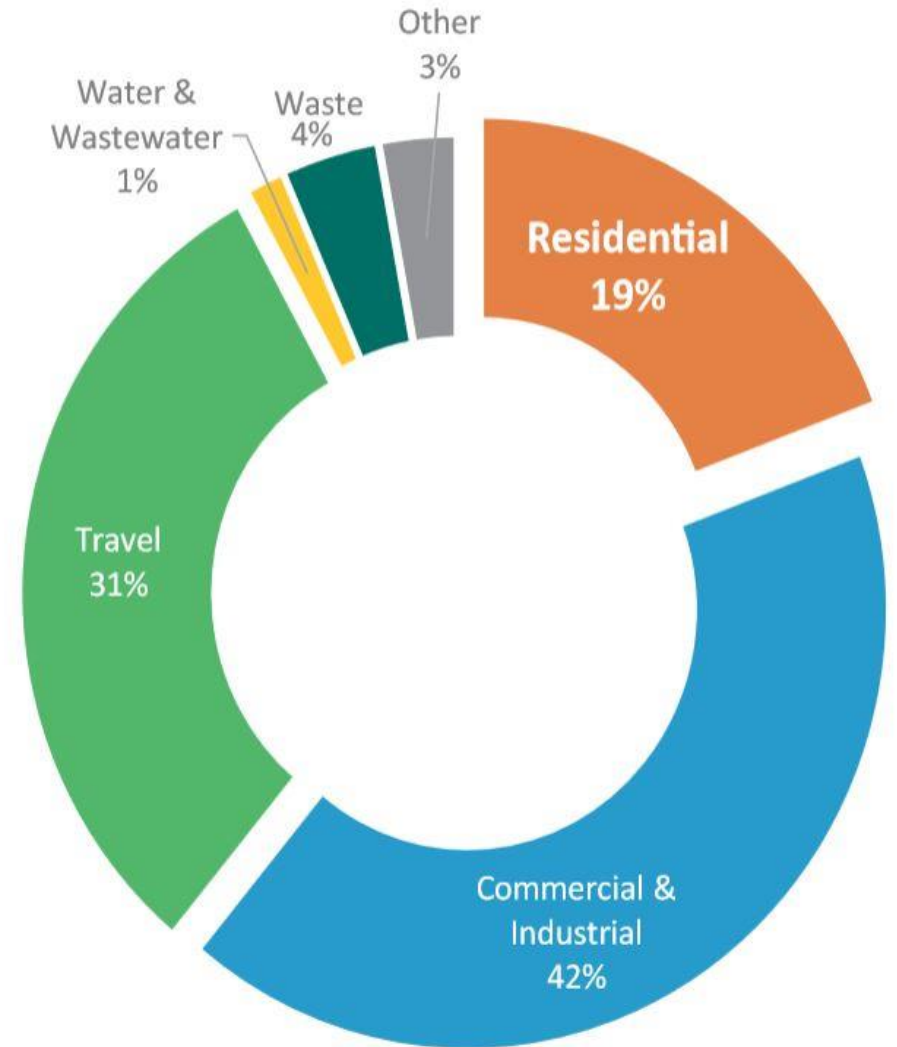
Tree Canopy

- Goal of 40%
- Losing Canopy -- EAB, Development
- EAB replacement process
- Tree-planting on private property



Greenhouse Gas Emissions in Saint Paul

Commercial/Industrial	42%
Residential	20%
Transp	<u>31%</u>
Total	93%





Community-Wide Greenhouse Gas Emissions

(Metric tons)	Scope 1 CO2e	Scope 2 CO2e	Total
2015	2,058,852.65	1,179,791.00	3,238,643.65
2016	2,036,879.69	1,058,737.15	3,095,616.84
2017	1,859,517.39	986,395.40	2,845,912.79
2018	1,969,886.58	1,012,721.21	2,982,607.79
2019	2,142,213.92	930,691.10	3,072,905.02



Municipal Energy

- LED replacements in Libraries and Fire Stations
- Trails and outdoor lighting in Parks
- Larger Buildings like Griffin, Wellstone, Latimer
- Exploring Geothermal at Como Campus
- Merriam Park Library HVAC replacement analysis
- City Buildings Greenhouse Gas Inventory
- City Building Decarbonization Plan Scoping
- Greening the fleet



Energy Burden

- Electrically-heated homes pilot with Xcel, CEE
- Healthy Homes Saint Paul – low-income pre-weatherization
- Increased Federal Weatherization \$ in IIJA
- Xcel's approved IRP increases efficiency programs
- To meet goals, additional \$ sources will be needed



Energy Benchmarking

- 750 Buildings Covered by Ordinance
- 86% compliance in 2021
- DSI/PED collaboration on education and enforcement
- Building Efficiency Advisor Program Pilot



Energy Policy Advocacy

- Accelerate Commercial Energy Codes
- Faster conversion to clean energy for Xcel (IRP comments)
- Expand programs in energy efficiency, particularly for low-income residents



Transportation Goals

Goals	2019-2025 Targets	2025-2030 Targets	2030-2040 Targets
Reduce Single Occupant Car Trips	10%	20%	40%
Increase Transit Ridership	6%	25%	40%
Increase Biking and Walking	24 miles of new bikeway	85 miles of new bikeway	195 miles of new bikeway
Electric Vehicles	10% of all on-road vehicles	33%	80%



Transportation Actions 2020-2022

- 20+ miles of new bikeways – Como, Johnson, Piram Trail, 9th and 10th, more
- Ayd Mill Road lane reduction and trail
- Advocated ABRT criteria which led to G and H Lines
- Council elimination of parking minimums
- EV Spot Network/EV Carshare
- Advocating new MNDOT Vehicle Miles Traveled reduction goal
- Joint bikeshare/scooter-share RFP with Minneapolis in 2021
- Rethinking I-94 – transit first, Rondo vision, reduce VMT



Who are EVs for?
Who is carshare for?



EV Sport network/Evie Carshare

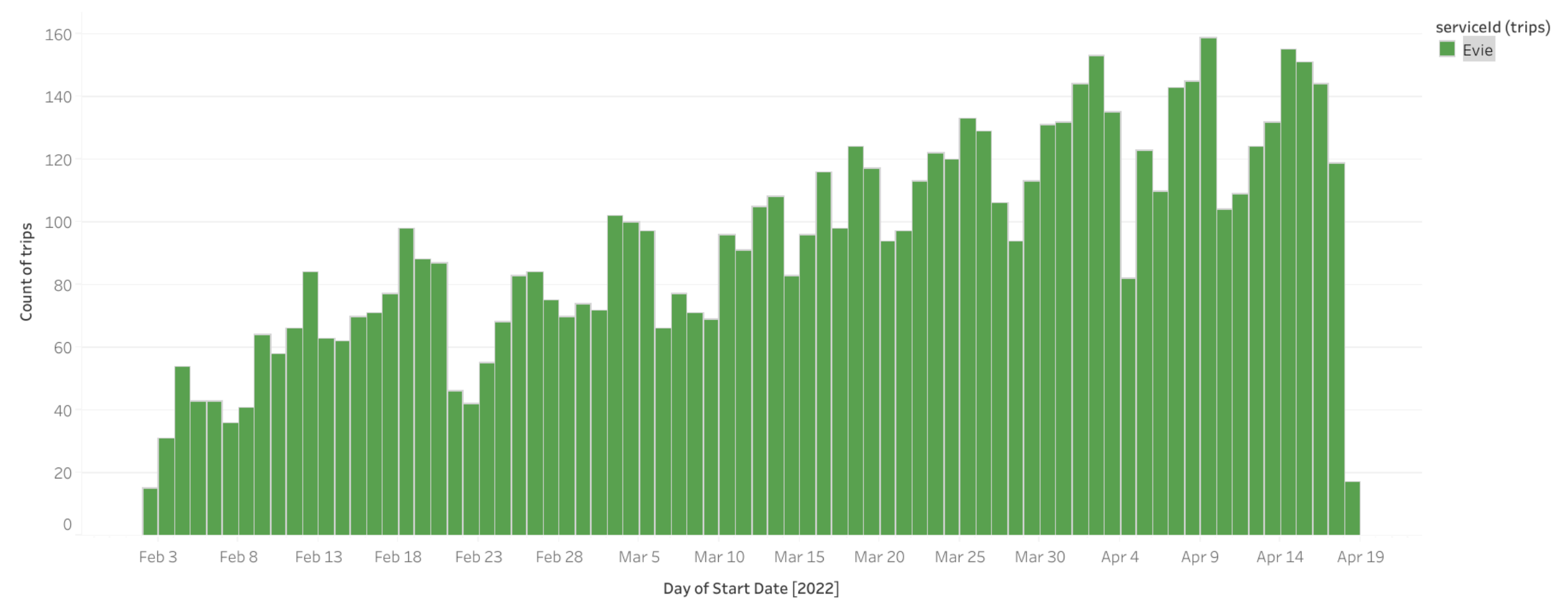
- 1st 100% renewably powered and City-owned EV carshare in North America
- 70 Nissan Leaf Pluses coming in summer
- Regional Solicitation Application for further expansion of fleet and into the East Side





Evie Usage to Date

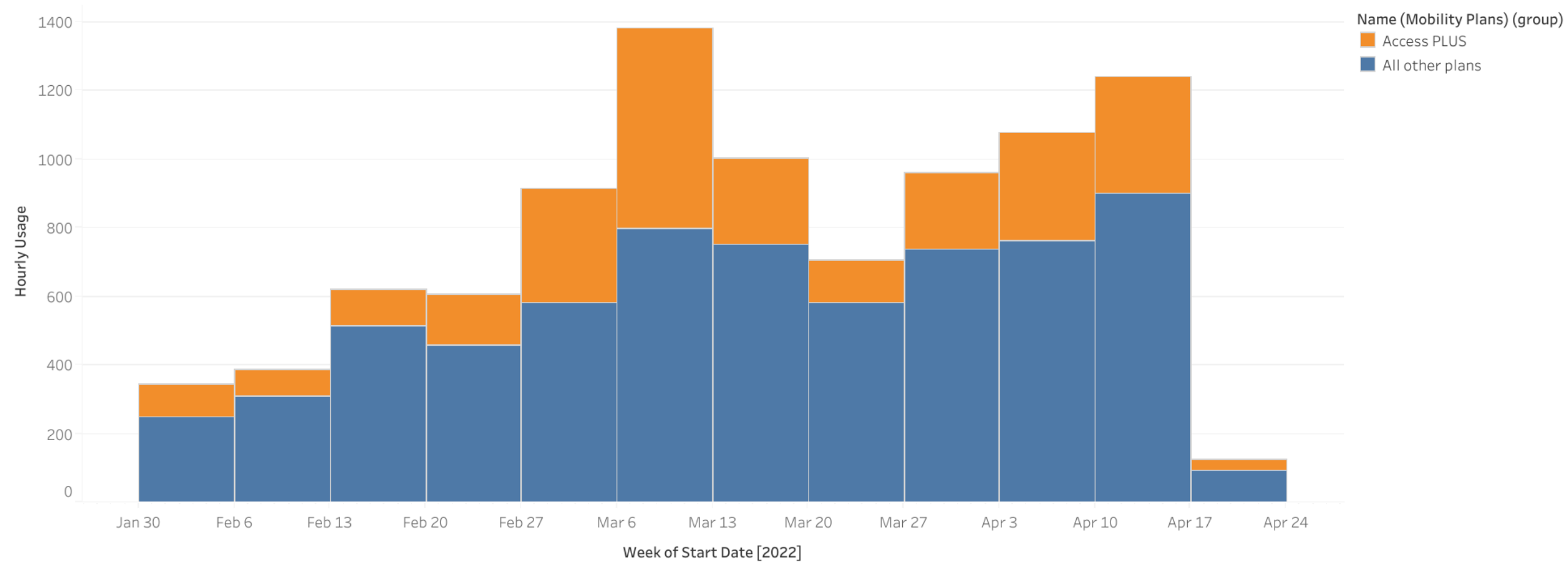
Trips





Evie Usage to Date

Hourly Usage





The Opportunity

The Heights

Highland Bridge





Building Green Saint Paul

- Pilot – Ujaama Place, Saint Paul Building Trades Council
- New Construction / Green Careers Committee of WIB





Climate Justice Advisory Board

- . Began Meeting February '21
- . Advise Mayor and Council to ensure programs and policies will benefit frontline and vulnerable communities.
- . 17 members, including 3 youth



What's Next?

- Climate Action Dashboard
- TISH Energy Disclosure
- Expand Green/construction careers work with Ramsey County
- Get new energy burden relief programs up and running
- City Buildings Decarbonization Plan



Questions?