

Zoning Summary Sheet

License ID# (Office Use) 20040005299

In order for the Zoning Administrator to determine the classification of your business and to expedite your license application, this form must be completed and submitted with a floor plan and a site plan which is dimensioned and drawn to scale (see example site & floor plan formats below). Zoning approval will not be granted for this license request without this information.

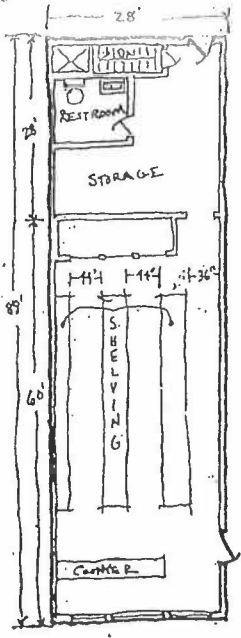
Business Address 1365 Pierce Butler St. Business Type Auto Repair parts and Motor Veh. Salvage
 Street Address City State Zip+4

Licensee/Owner Name: JUAN Esidro Moran Helguera Day Phone: 1 - -
 (Responsible Party) First Middle Maiden Last

Please answer question 1 - 6. You will also need to answer question 8 - 16 if you are applying for a restaurant license. Contact the zoning inspector at 651/266-9083, if you have questions about the information needed on this form.

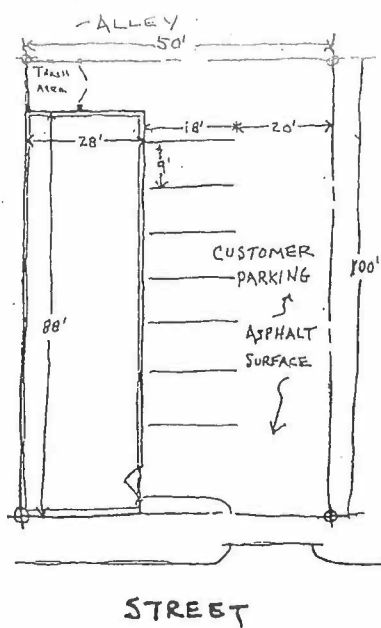
<p>1. What is the gross floor area for this business? <u>5300</u> square feet.</p> <p>2. What was the previous use of this space? <u>same</u></p> <p>3. How many off-street parking spaces are provided for this business? <u>25-30</u></p> <p>4. How many different uses are in the building? <u>1</u></p> <p>5. What are these uses? <u>same</u></p> <p>6. Do you own the property or are you leasing it? <u>lease</u></p>	<p>8. Do you intend to have a drive-thru window? <u> </u> yes <u> </u> no</p> <p>9. Will you have a permanent menu board? <u> </u> yes <u> </u> no</p> <p>10. Do you intend to serve liquor? <u> </u> yes <u> </u> no</p> <p>11. Is this a restaurant associated with a chain or franchised business? <u> </u> yes <u> </u> no</p> <p>12. Will customers pay for their food before consuming it? <u> </u> yes <u> </u> no</p> <p>13. Is a self-service condiment bar proposed? <u> </u> yes <u> </u> no</p> <p>14. Are trash receptacles provided for self-service bussing? <u> </u> yes <u> </u> no</p> <p>15. Will there be hard finished, stationary seating? <u> </u> yes <u> </u> no</p> <p>16. Are your main course food items prepackaged <u> </u> or made to order? <u> </u></p>
---	--

Floor Plan Example



SCALE
 1/4" = 1'

Site Plan Example


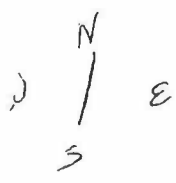


SCALE
 1" = 20'

see attached

Space is provided on the back of this sheet for you to draw your site plan and floor plans.


1365 PIERCE BUTLER RD.



58'



108



1640

office

OFFICE

9'9"

overhead

Windows

25'

door

1'

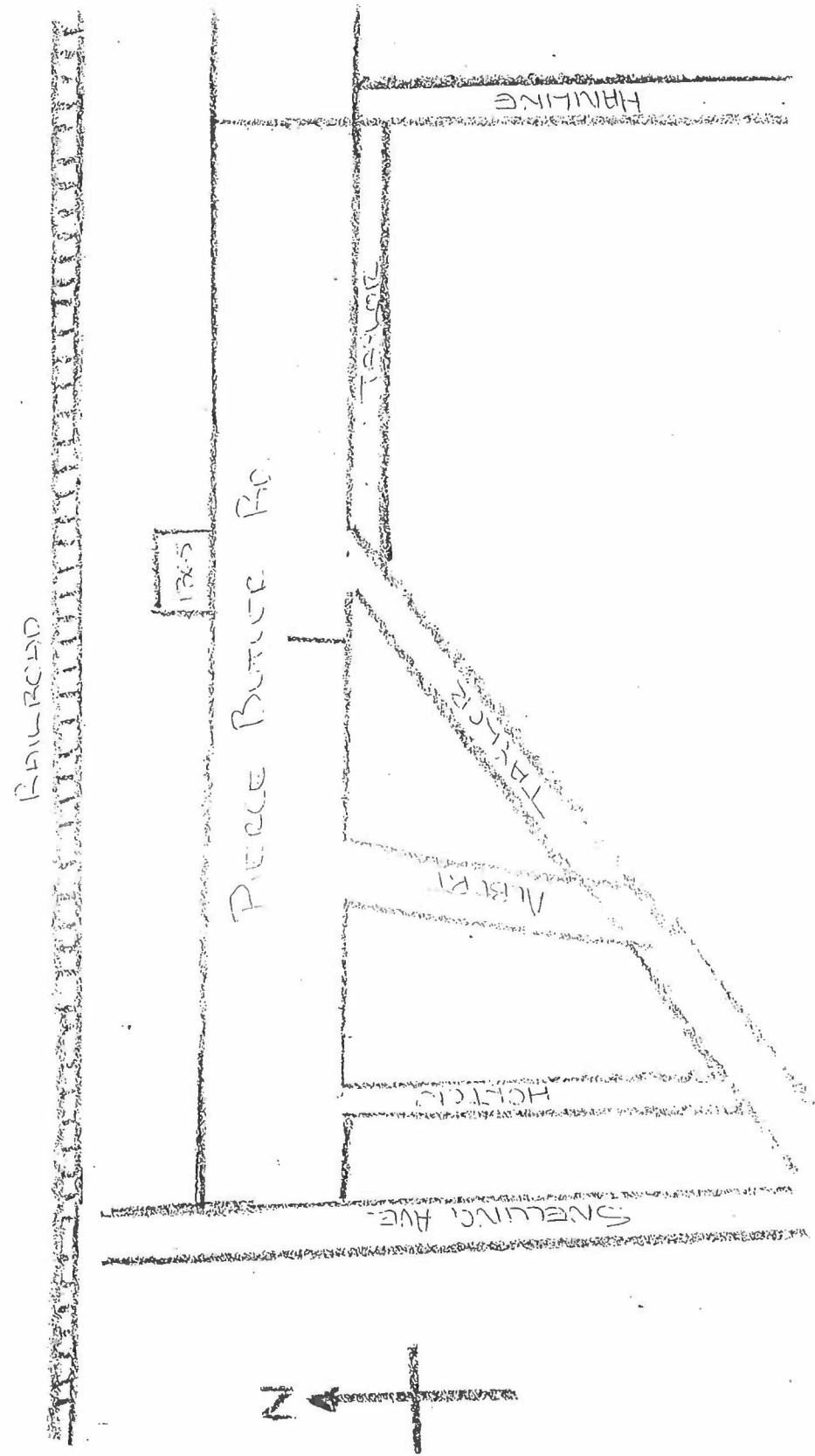
1 1/2'

1'

4'

24'

1365 PIERCE BUTLER RD



1365 PIERCE BUTLER RD.

