

PEOPLE'S  
**PROSPERITY**  
GUARANTEED INCOME PILOT PROGRAM

[STPAUL.GOV/PROSPERITY](http://STPAUL.GOV/PROSPERITY)

Update to the Saint Paul City Council  
January 13, 2021



**SAINT PAUL**  
MINNESOTA

# Timeline: People's Prosperity Pilot

- **September 3:** Mayor Carter announced the People's Prosperity Pilot (PPP) through Executive Order
- **September 16:** City Council approved the use of CARES Funding for PPP
- **Today:** 1<sup>st</sup> installment of private philanthropic funding (\$700,000)
- **January 27:** Guaranteed income pilot ordinance moving to the Council
- **Winter/Spring 2022:** Participants exit program after receiving 18 cash transfers (Exit date depends on enrollment date)



# Funding partners

- Mayors for a Guaranteed Income
  - Jack Dorsey
- Kresge Foundation
- Saint Paul and Minnesota Foundation
- Minnesota Department of Human Services – Whole Family System Grant
- CARES Funding

Total expenses: \$1,526,000

Total committed/secured: \$1,526,000



PEOPLE'S  
**PROSPERITY**  
GUARANTEED INCOME PILOT PROGRAM

[STPAUL.GOV/PROSPERITY](http://STPAUL.GOV/PROSPERITY)

**150**

**Families**

**\$500**

**Per  
Month**

**18**

**Months**

**\$180**

**CollegeBound  
Deposits**

**(total over 18 months,  
not monthly)**

PEOPLE'S  
**PROSPERITY**  
GUARANTEED INCOME PILOT PROGRAM

[STPAUL.GOV/PROSPERITY](http://STPAUL.GOV/PROSPERITY)

## By the numbers...

**150**

**Families  
Enrolled**

**\$346,000**

**Cash  
Transfers**

**\$6,920**

**CollegeBound  
deposits among  
PPP families**

# Eligibility

**CollegeBound**  
**SAINT PAUL**

**150 randomly selected  
CollegeBound Saint Paul families**

**COVID Economic Impact**

**70,000 Saint Paul residents filed  
Unemployment insurance claim**

**Income Eligibility**

**At or below 300% of federal poverty  
guideline**

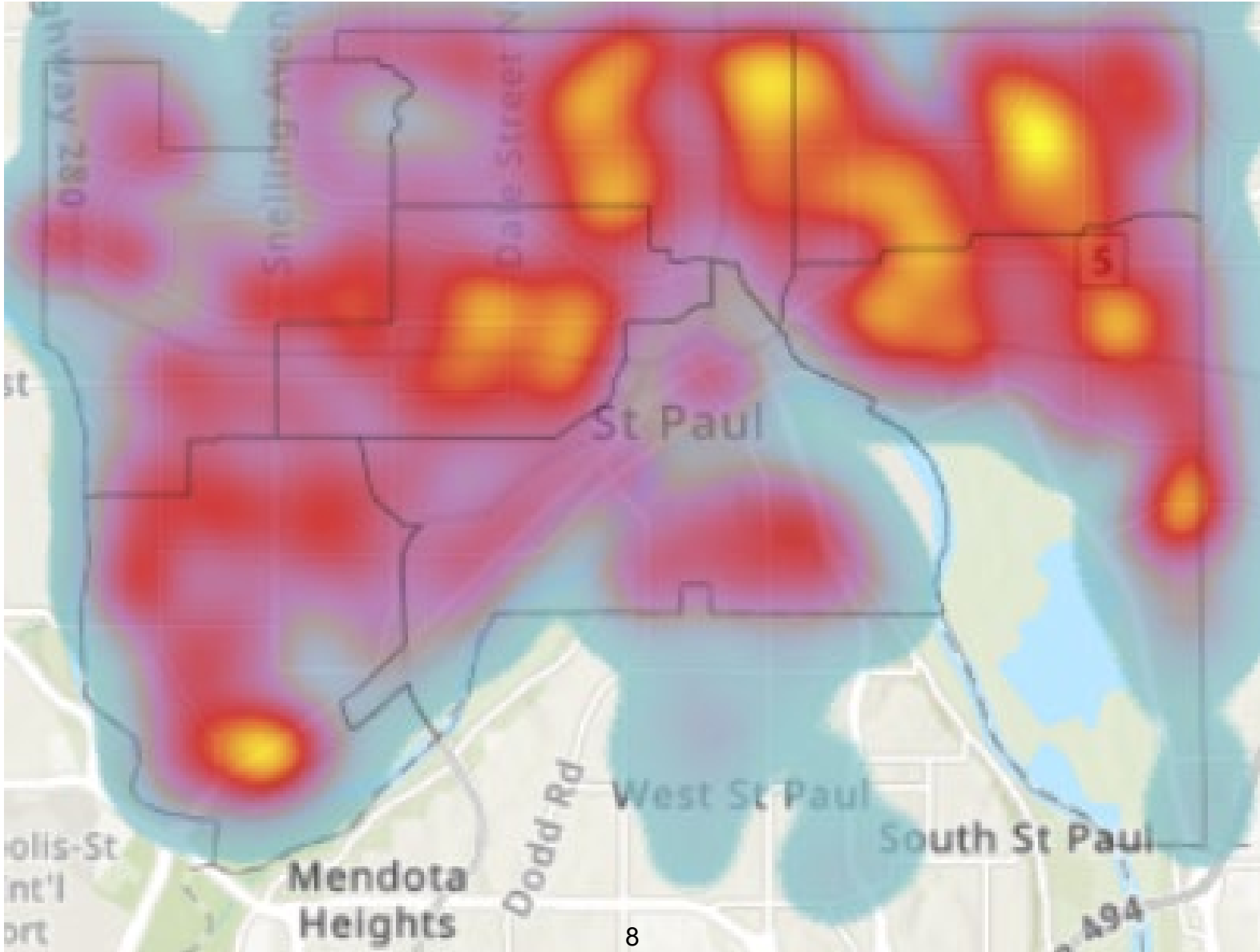


**SAINT PAUL  
MINNESOTA**

# 3,000+ babies enrolled in CollegeBound Saint Paul in 2020



# Concentration: CollegeBound Saint Paul Babies







## Unique Features

1. First **municipally-run** guaranteed income program in the country (not nonprofit)
2. **First program** to combine **college savings accounts** and **guaranteed income**
3. Uniquely focused on **families with babies**
4. **Concentrated in communities of color and low-wealth neighborhoods**
5. **Coordinated national evaluation** with other demonstration projects
6. **Federal advocacy strategy** through Mayors for Guaranteed Income





# Recruitment & Enrollment Process

- 1. Letters were sent out to randomly selected CollegeBound families**
  - a) Letters in 5 different languages (had parent home of origin so could target)
  - b) Follow up phone calls
  - c) Flyer drops at home
  
- 2. Enrollment Appointment, with City staff**
  
- 3. Benefits Counseling Session**
  - a) Those receiving benefits highly encouraged to attend session
  - b) Used CDF-MN's Economic Stability Indicator tool
  - c) Mapped proximity to benefits cliff to make informed decision whether to participate in PPP or not

# Economic Stability Indicator



(/)

## Monthly Family Budget

Family of 3 in Ramsey county with a \$0 monthly income (0 % FPG).

[Start Over \(/ScreeningTool/StartOver\)](#)

	Family Expenses	Family Supports	Reduced Expenses
<b>Food</b>	<b>\$638</b>		<b>\$113</b>
<input checked="" type="checkbox"/> SNAP		- ineligible -	
<input checked="" type="checkbox"/> Women, Infants and Children (WIC)		\$72	
<input checked="" type="checkbox"/> Minnesota Family Investment Program (Food Benefit)		\$453	
<input checked="" type="checkbox"/> School Meals		Free School Meals	
<b>Health Insurance</b>	<b>\$553</b>		<b>\$0</b>
<input checked="" type="checkbox"/> Medical Assistance for Adults		Free Health Care Coverage	
<input checked="" type="checkbox"/> Medical Assistance for Children		Free Health Care Coverage	
<input checked="" type="checkbox"/> Medical Assistance for Pregnant Women		- ineligible -	
<input checked="" type="checkbox"/> MinnesotaCare		- ineligible -	
<input checked="" type="checkbox"/> Advanced Premium Tax Credits (APTC)		- ineligible -	
<b>Housing</b>	<b>\$1,089</b>		<b>\$134</b>
<input checked="" type="checkbox"/> Section 8		\$929	
<input checked="" type="checkbox"/> Energy Assistance Program		\$26	
<input checked="" type="checkbox"/> MFIP Housing Allotment		- ineligible -	
<b>Child Care</b>	<b>\$717</b>		<b>\$0</b>
<input checked="" type="checkbox"/> Child Care Assistance Program (CCAP)		- ineligible -	
<input checked="" type="checkbox"/> Minnesota Family Investment Program Child Care		Free Child Care	
<b>Transportation</b>	<b>\$442</b>		<b>\$442</b>



	<b>Child Support</b>	<b>\$0</b>		<b>\$0</b>
	<b>Other Expenses</b>	<b>\$341</b>		<b>(\$191)</b>
<input checked="" type="checkbox"/>	Minnesota Family Investment Program (Cash Benefit)		\$532	
	<b>State Tax</b>	<b>\$0</b>		<b>\$0</b>
<input checked="" type="checkbox"/>	Working Family Credit		- ineligible -	
<input checked="" type="checkbox"/>	Minnesota Child Care Credit		- ineligible -	
	<b>Federal Tax</b>	<b>\$0</b>		<b>\$0</b>
<input checked="" type="checkbox"/>	Earned Income Tax Credit (ESI)		- ineligible -	
<input checked="" type="checkbox"/>	Federal Child and Dependent Care Tax Credit		- ineligible -	
<input checked="" type="checkbox"/>	Federal Child Tax Credit		- ineligible -	

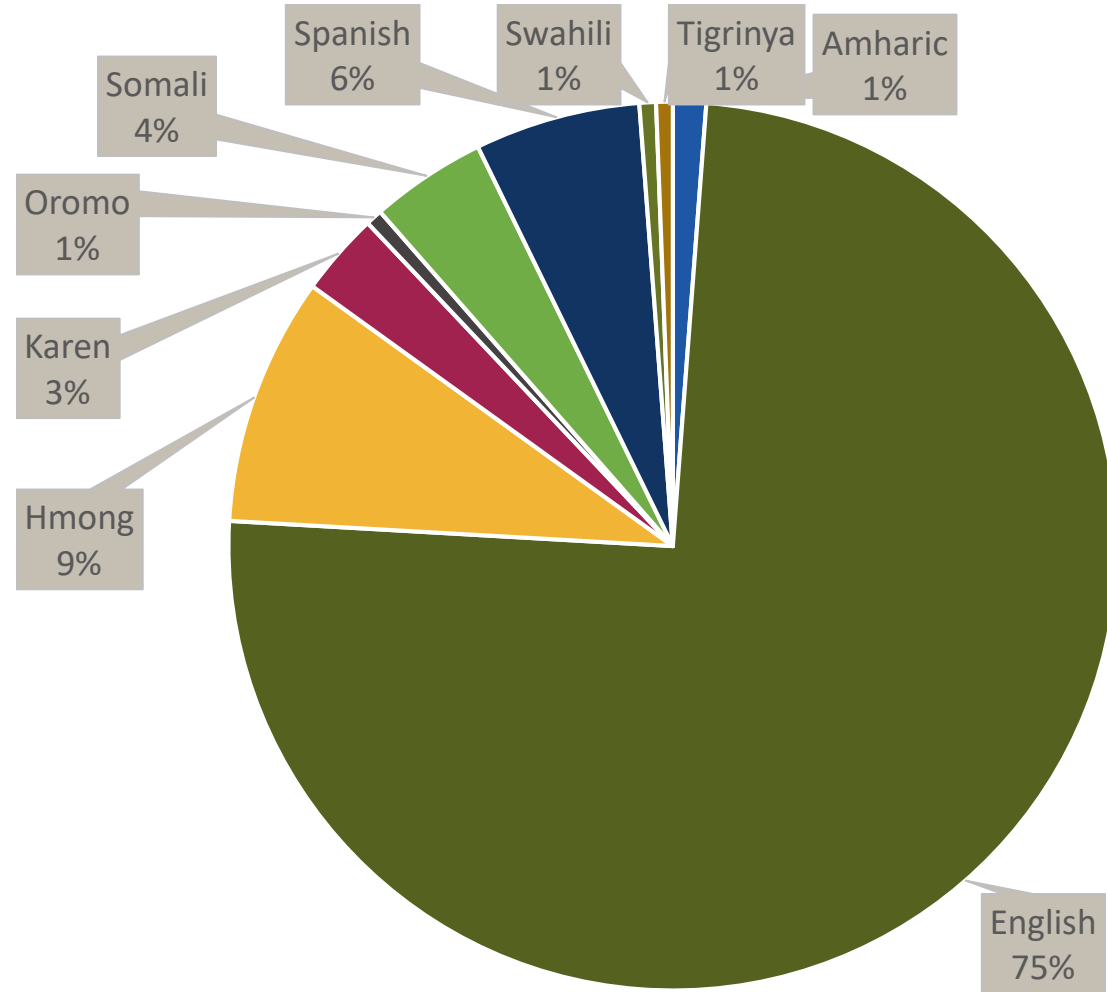
**Summary - monthly**

Total Expenses and Taxes	<b>\$3,780</b>
Income	<b>\$0</b>
What's Leftover?	<b>(\$3,780)</b>
Reduced Expenses	<b>\$497</b>
Income	<b>\$0</b>
What's Leftover?	<b>(\$497)</b>
<b>Tax Credits - allotted over 12 months</b>	
Total Tax Credits	<b>\$0</b>
What's Leftover after adding Tax Credits	<b>(\$497)</b>



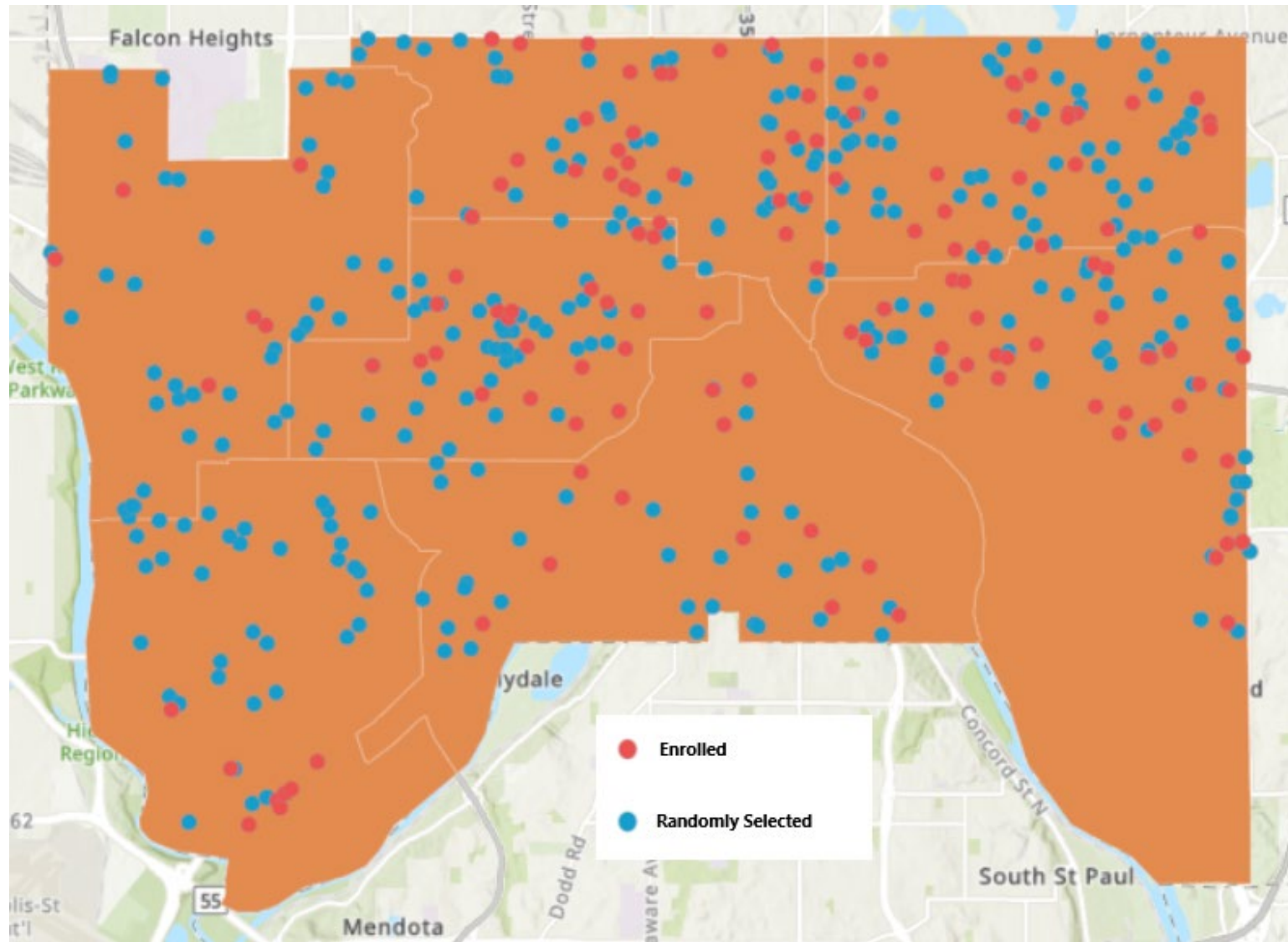
# Languages: PPP Enrollment Meetings

Interpretation Needs	Participants	%
English	124	75%
Other than English	42	25%
Hmong	15	9%
Spanish	10	6%
Somali	7	4%
Karen	5	3%
Amharic	2	1%
Oromo	1	1%
Swahili	1	1%
Tigrinya	1	1%



# 486 letters sent, 150 enrolled

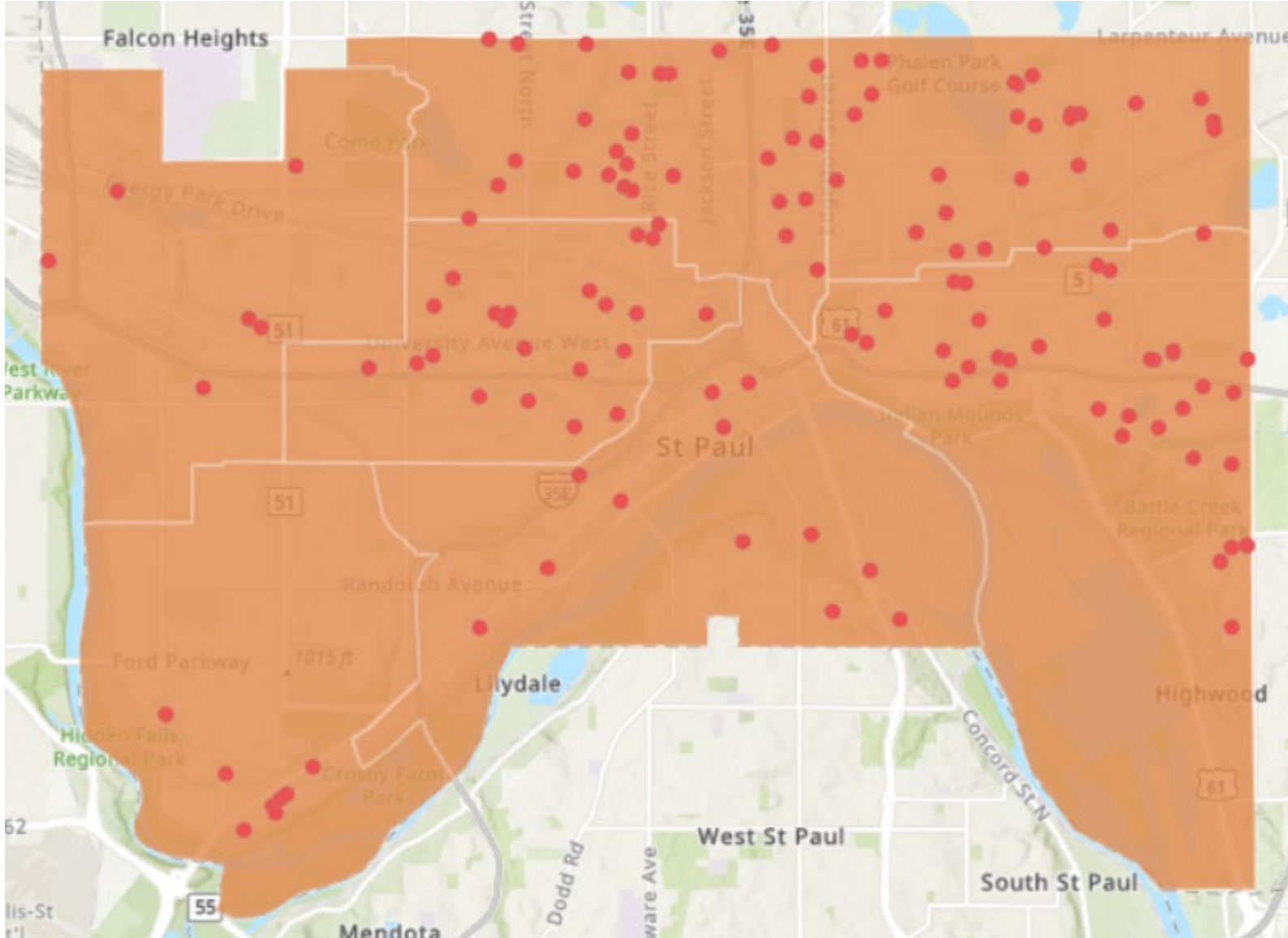
32% of the letters sent resulted in an enrolled family



# Response to Outreach Letter

Response Type	No. Selected Families
No response/Missed deadline	282
Not Eligible	40
Declined to Participate before Enrollment Meeting	8
Declined to Participate after Benefits Counseling	6
Enrolled	150

# Geography: 150 participants in the People's Prosperity Pilot



\*Participants live in every City Ward

\*Significant enrollment in communities of color and low-wealth neighborhoods in the City

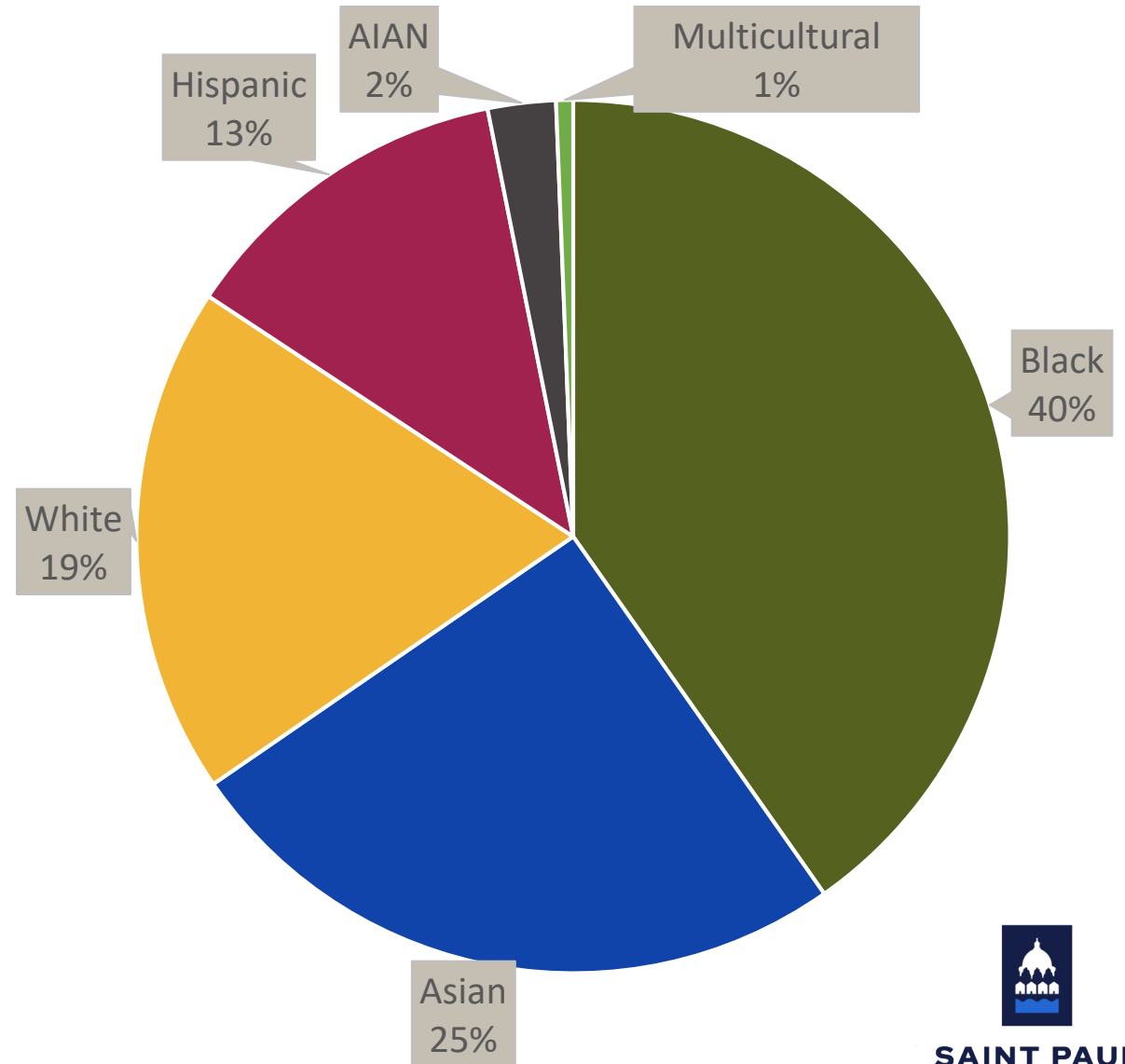
\* Heavy enrollment in Eastside, North End, Frogtown/Rondo

City of Saint Paul Ward	Number of PPP Participants
Ward 1	23
Ward 2	12
Ward 3	8
Ward 4	7
Ward 5	29
Ward 6	27
Ward 7	37



Cultural Community	Participants	%
<b>Black</b>	<b>64</b>	<b>40%</b>
Black or African American	49	31%
Ethiopian	5	3%
Somali	4	3%
Oromo	3	2%
Eritrean	2	1%
Other African (self-select)	1	1%
<b>Asian</b>	<b>40</b>	<b>25%</b>
Hmong	30	19%
Karen	7	4%
Cambodian	1	1%
Vietnamese	1	1%
Other Asian (self-select)	1	1%
<b>White</b>	<b>30</b>	<b>19%</b>
<b>Latino/Hispanic</b>	<b>27</b>	<b>17%</b>
Mexican	11	7%
Other Latino or Hispanic (self-select)	5	3%
Salvadoran	4	3%
<b>American Indian or Alaska Native</b>	<b>4</b>	<b>3%</b>
<b>Multicultural (self-identified)</b>	<b>1</b>	<b>1%</b>

## Cultural Communities of PPP Participants



# Public Benefits Participation, by Program

- 12% of participants **do not currently participate** in public benefits
- Of the **88% of participants that do participate in public benefits...**
  - On average, participants participate in 3 public benefits
- **Informed decision to participate:** PPP participants went through **benefit counseling** to make an informed decision about enrolling in PPP.
- The Economic Stability Indicator tool was used 1) to identify how close the family is to the benefits cliff and 2) determine the advantages or disadvantages of participating in the People’s Prosperity Pilot. Hold Harmless Fund developed to mitigate any unforeseen issues with benefits.

Public Benefits Receipt, by Program	No. Participants	%
WIC	118	79%
Medical Assistance	67	45%
SNAP	56	37%
Free or reduced-price school lunch	32	21%
MinnesotaCare	22	15%
MFIP	14	9%
Energy Assistance (LIHEAP or CAP)	10	7%
Supplemental Security Income (SSI)	9	6%
Section 8	8	5%
Public housing	6	4%
CCAP	6	4%
Head Start	4	3%
No benefits participation	18	12%

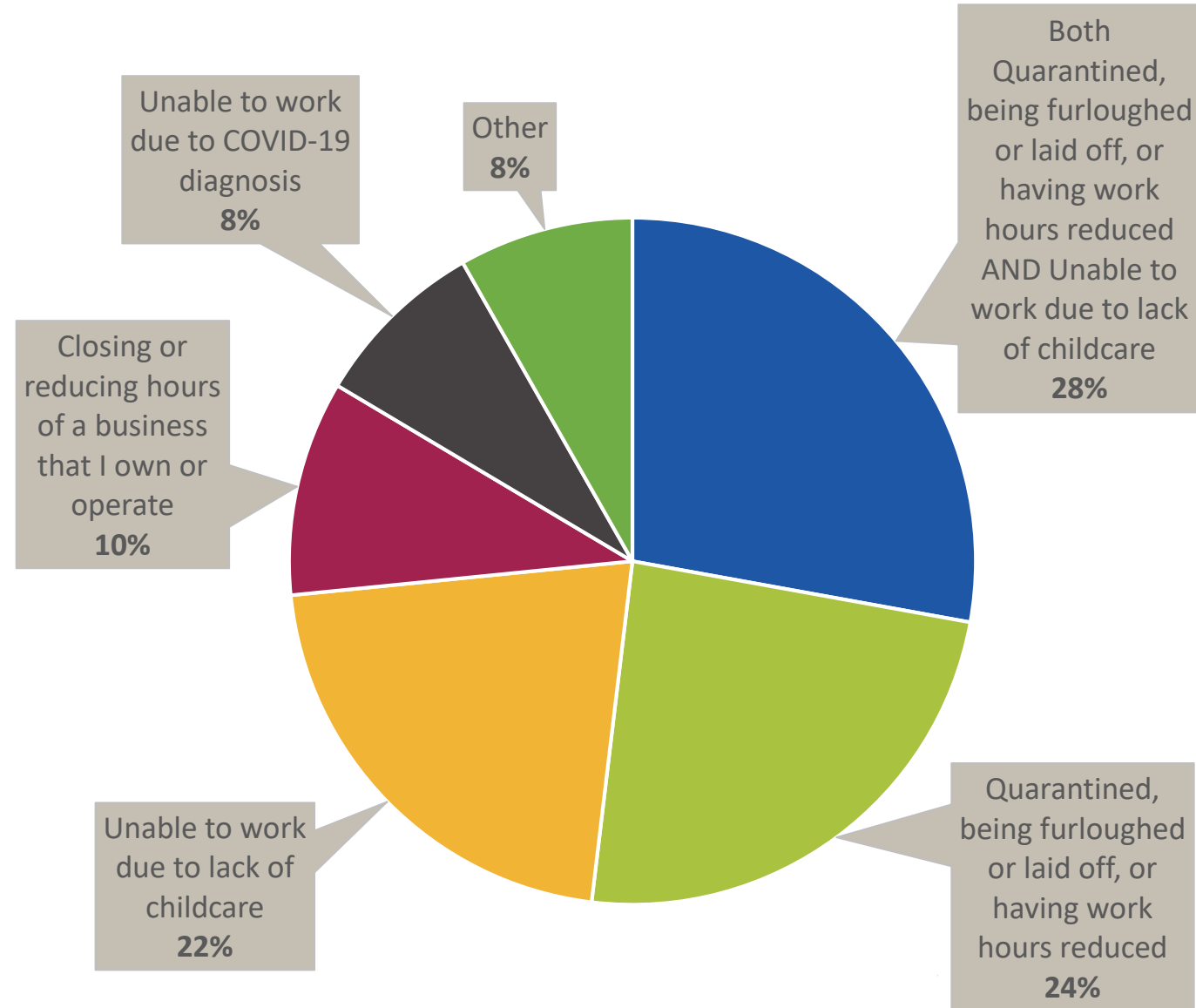


# COVID-19 Financial Impact of PPP Participants

A lack of childcare and being quarantined, laid off, or having work hours reduced are the largest impacts

The combination of a lack of childcare impact AND quarantined, laid off, or had work hours reduced impact was the largest plurality.

Impact	No. Participants	%
(1) Quarantined, being furloughed or laid off, or having work hours reduced	102	68%
(2) Unable to work due to lack of childcare	95	63%
(3) Closing or reducing hours of a business that I own or operate	16	11%
(4) Unable to work due to COVID-19 diagnosis	13	9%
(5) Other	13	9%
<b>Only Impact #1</b>	<b>38</b>	<b>24%</b>
<b>Only Impact #2</b>	<b>34</b>	<b>22%</b>
<b>Impact 1 + Impact 2</b>	<b>44</b>	<b>28%</b>



# PEOPLE'S PROSPERITY

GUARANTEED INCOME PILOT PROGRAM

## Contacts

### Muneer Karcher-Ramos

Director, Office of Financial Empowerment  
City of Saint Paul  
muneer.karcher-ramos@ci.stpaul.mn.us

### Kasey Wiedrich

Financial Capability Program Manager  
Office of Financial Empowerment  
City of Saint Paul  
kasey.wiedrich@ci.stpaul.mn.us

“ In a country that works for all of us, no one who works full time should be stuck in poverty or worried about making ends meet. It’s time to reimagine and rethink our economic structures by piloting a guaranteed income.”



- **MELVIN CARTER**  
*Mayor of St. Paul, MN*

