



WATER FLOW THROUGH METER



WATER FLOW WITH CHAMBER OUT OF METER BODY




CLOSE UP OF INTERNAL WATER METER PARTS

**MAGNET WITH WATER FLOW &
SHOWING ROTATION OF MAGNET**



WATER METER INLET SCREEN

 NEPTUNE



WATER METER INTERNAL PHOTO





NEPTUNE

THE SCIENCE OF PRECISE MANAGEMENT
PRODUCT POLICY DECISIONS
WATER, ULTRASONIC WATER
BY DAVID H. HARRIS

WATER METER PARTS LAID OUT