



DO NOT REWIND
SHAFT END OF MOTOR
WHEN IN OPERATION
ROTATING IN WAY
CAUSE INJURY.

MOTOR
ROTATION

PLEASE READ THESE INSTRUCTIONS
BEFORE OPERATING THIS UNIT.
This unit is designed to operate
on 120V AC, 60 Hz. Do not connect
to other power sources. Do not
connect to gas supply lines or
other gas lines. Do not connect
to other electrical wiring.
Do not use this unit for
any other purpose.
Do not use this unit for
any other purpose.
Do not use this unit for
any other purpose.

E303 5
MODEL NO. G48A-K
1/2" GAS
15 AMP
OUTLET PRESS. 3.5 W.C.

SUPER SAVER


LOW
→

WARNING
DO NOT TOUCH THE HOT SURFACE OF THE WATER HEATER.
The water heater tank is very hot. Do not touch the tank or the pipes connected to it. Do not use the water heater for anything other than its intended purpose. Do not use the water heater for anything other than its intended purpose. Do not use the water heater for anything other than its intended purpose.


NOT
HOT

DO NOT REACH AROUND
SHAFT END OF MOTOR
WHEN IN OPERATION
ROTATING FAN MAY
CAUSE INJURY

MOTOR
ROTATION



FOR INFORMATION PURPOSES ONLY
THIS EQUIPMENT IS NOT TO BE USED
FOR ANY OTHER PURPOSES
EXCEPT AS SPECIFIED IN THE
OPERATING INSTRUCTIONS
AND THE USER MANUAL
IF YOU ARE NOT SURE OF THE
CORRECT CONNECTIONS
CONTACT A QUALIFIED
ELECTRICIAN FOR ASSISTANCE



8303 5
MODEL NO. 845A-X
VIN 201273 702
15 AMP
OUTLET PRESS. 3.5 W.C.

QUALITY
CONTROL



FOR PRODUCT INFORMATION
CONTACT 1-800-368-2646

SUPER SAVER

AIR
FLOW

Technical manual or label with text and diagrams, partially visible on the left side of the image.

SPRING AROUND
SHORT END OF MOTOR
WHEN IN OPERATION,
ROTATING FAN MAY
CAUSE INJURY.



Sponge immediately or apply a prewash soil and stain remover.
Rinse. Wash. Repeat if necessary. If stain remains, apply a few
drops of liquid detergent. Rinse. If stain remains, soak. Wash.

Brush off the dry mud. Rinse under cold water.
Apply a small amount of detergent and water. Launder using
bleach tabs for the fabric.

WARNING Avertissement Advertencio

Fire Hazard Never place items in the washer that are dampened with gasoline or other flammable fluids. No washer can completely remove oil. Do not dry anything that has ever had any type of oil on it (including cooking oils). Doing so can result in death, explosion, or fire.	Risque d'incendie Ne jamais mettre des articles humectés d'essence ou d'autres fluides inflammables dans la laveuse. Aucune laveuse ne peut complètement enlever l'huile. Ne pas faire sécher des articles qui ont été souillés par tout genre d'huile (y compris les huiles de cuisson). Le non-respect de ces instructions peut causer un décès, une explosion ou un incendie.	Peligro de incendio Nunca coloque en la lavadora artículos que estén humedecidos con gasolina o cualquier otro líquido inflamable. Ninguna lavadora puede eliminar completamente el aceite. No seque ningún artículo que haya sido alguna vez contaminado por los aceites (incluyendo aceites de cocina). No seguir estas instrucciones puede ocasionar la muerte, explosión o incendio.
--	---	---

Call 1-800-4-WAY-HOWE to schedule Sears Repair Service.
Replace inlet hoses every 5 years.
For French or Spanish instructions, see owners manual.
Pour les instructions en français, voir le manuel du propriétaire.
Para obtener las instrucciones en español, referirse al Manual de Propietario.
See installation instructions.

WARRANTY INSTALLATION
Recess or Cover
4 in. - washer to rear wall
2 in. - washer to side wall
15 in. - washer top to shelf

DO NOT REWIND AROUND
SHAFT END OF MOTOR
WHEN IN OPERATION
ROTATING FAN MAY
CAUSE INJURY.

ROTATION
30011-001 REV. A



AIR
Flow

8303 5
GROUND 901 046A X
PIN 201873-102
40 AMP
INLET PRESS. 5 X 1/2"

SUPER SAVER