

CITY OF SAINT PAUL

Public Works

Division of

Street Design and Construction





# Griggs-Scheffer Paving Project Phase 2



# CITY OF SAINT PAUL

## Public Works

### Street Design and Construction

Chris Engelmann - Project Manager

651-266-6084

<https://www.stpaul.gov/departments/public-works/street-design-and-construction>



# GRIGGS-SCHEFFER

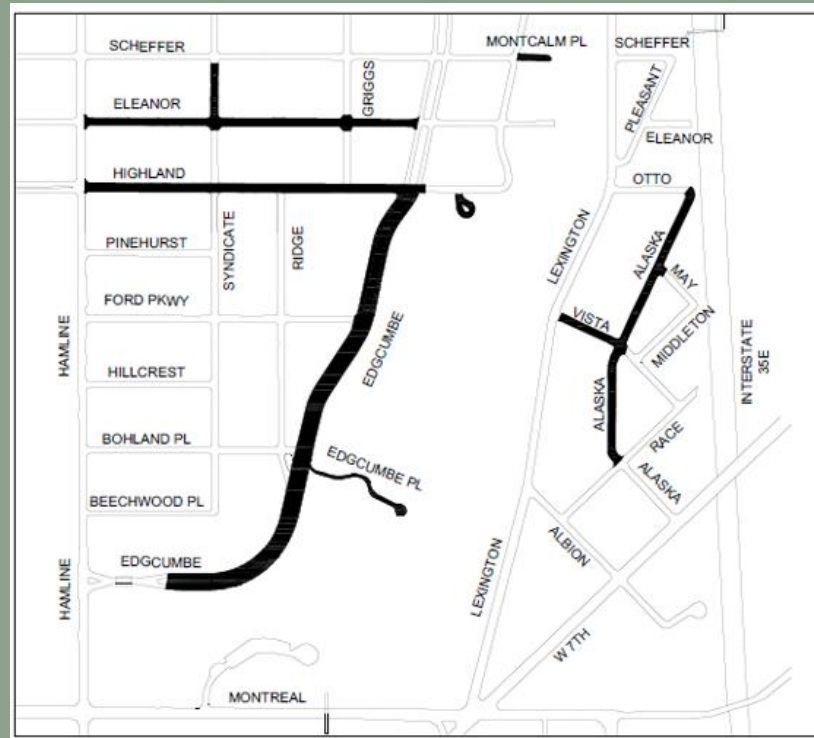
## Contacts

Project Manager	Chris Engelmann	651-266-6084
Project Engineer	Cheng Xiong	651-266-6168
Construction Inspector	Tom Rooney	651-775-3040
Public Works Street Lighting	Ben Hawkins	651-266-6256
Parks and Recreation	Forestry Unit	651-632-5129
SPRWS (Water)	Service Desk	651-266-6270
Public Works Sewers	Design Desk	651-266-6234
Real Estate Section - Assessments	General Line	651-266-8858



# GRIGGS-SCHEFFER

Project Map - Reconstruction

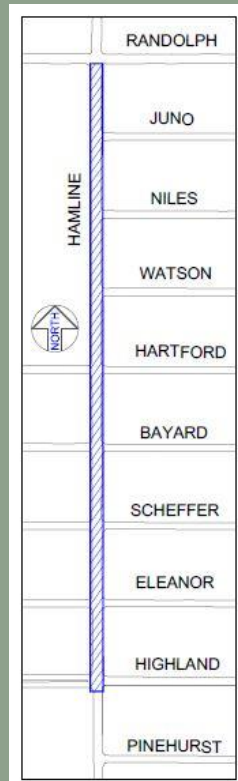


[www.stpaul.gov/construction](http://www.stpaul.gov/construction)



# GRIGGS-SCHEFFER

## Project Map – Hamline Resurfacing

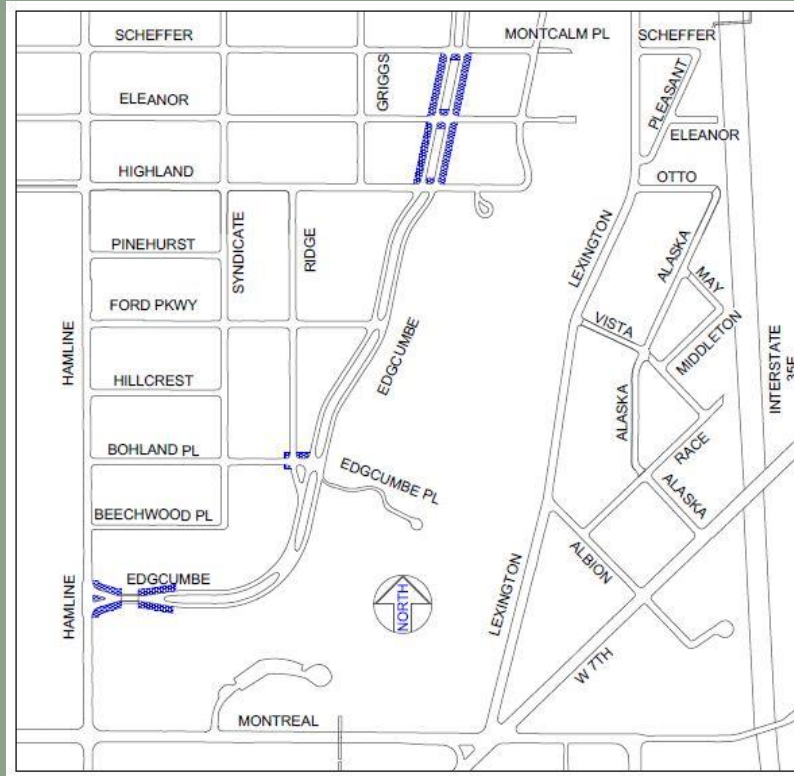


[www.stpaul.gov/construction](http://www.stpaul.gov/construction)



# GRIGGS-SCHEFFER

Project Map – Sidewalk Infill



[www.stpaul.gov/construction](http://www.stpaul.gov/construction)



# GRIGGS-SCHEFFER

## What is the Project Improving?

- Street reconstruction following the resident street reconstruction program
- Sidewalk infill for Edgumbe Road (from Randolph to Hamline)
- Hamline M/O (plus ped ramps, sidewalk, curb extensions)
- Water infrastructure
- Sewer infrastructure
- Lantern-style street lighting
- Urban forest management, removals, and planting
- Private services (water and sewer)



# GRIGGS-SCHEFFER

## What is Changing

- Bohland Triangle will be reconfigured to increase green space and reorient traffic flow
- Cul-de-sac streets will be addressed through a context-sensitive review that will provide a new pavement surface, but retain elements of the existing conditions
- Hamline Avenue Resurfacing– please visit the following website for project information: <https://www.stpaul.gov/departments/public-works/projects/hamline-avenue-resurfacing>


# GRIGGS-SCHEFFER

## Project Schedule

- City Council approval/Public Hearing in early 2021
- Design fall/winter of 2020/2021
- Start construction end of May 2021 – aim to be ready as soon as the weather permits
- Private construction completed by end of May 2021
- Planned end of major construction in fall of 2021

# GRIGGS-SCHEFFER

Before and After



New trees

New Lighting

New sidewalks

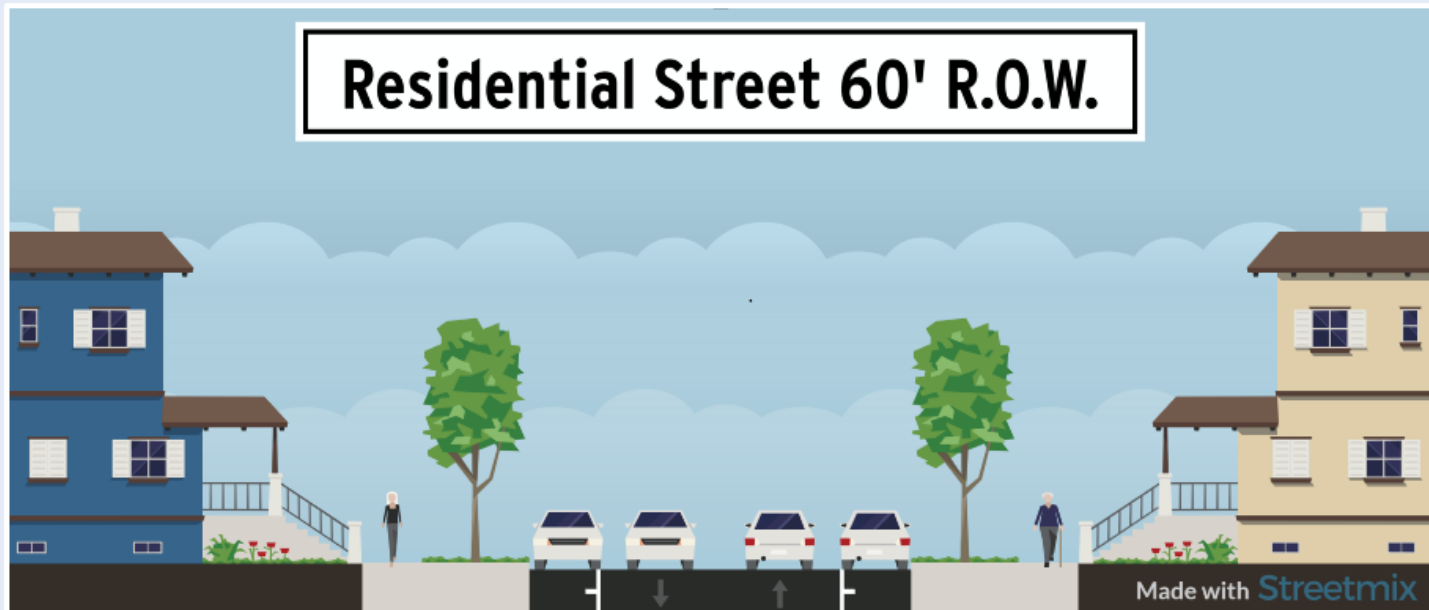
New curb and gutter

New pavement



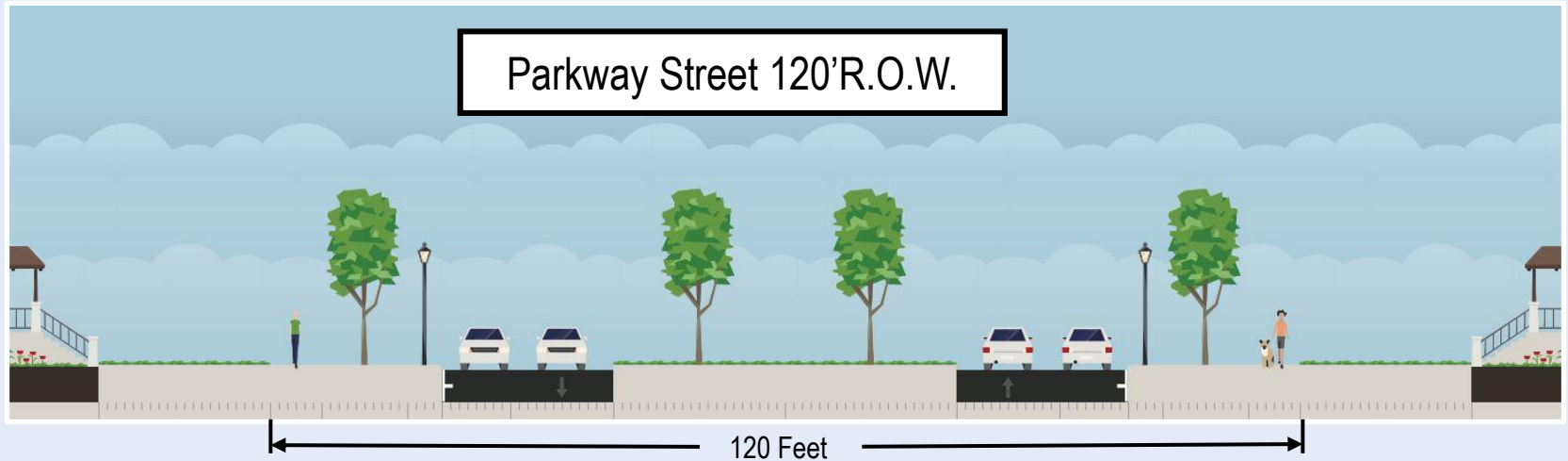
# GRIGGS-SCHEFFER

## Typical Residential Section



# GRIGGS-SCHEFFER

## Typical Parkway Section





# GRIGGS-SCHEFFER

Concrete Curbs and Catch Basins

Before



After



# GRIGGS-SCHEFFER

Bituminous Pavement

Before



After





# GRIGGS-SCHEFFER

## Sidewalk Replacement



### Sidewalk Replacement and Infill

- 5 to 6-foot walk
- Typically set at property line
- Infill in areas of road reconstruction (except cul-de-sacs)
- Infill of missing sidewalk along Edgubmbe Road (see above project map)



# GRIGGS-SCHEFFER

## ADA-Compliant Pedestrian Ramps

Fan Ramp



Directional Ramp



# GRIGGS-SCHEFFER

## Driveways



Driveway aprons will be concrete regardless of any existing special material

New driveway aprons will be reconstructed at 12-foot max, 30-foot beyond the garage





# GRIGGS-SCHEFFER

Grade and Sod Boulevards




Street Design and Construction

# GRIGGS-SCHEFFER

## Boulevards

If you have a boulevard garden, plantings, irrigation, or special elements you want to salvage:

- Coordinate with project to identify areas you do not want sod placed
- Plan to remove in the spring *before construction work begins*



# CITY OF SAINT PAUL

## Public Works

## Traffic and Lighting

Ben Hawkins

Customer Service Desk 651-266-6200

<http://www.stpaul.gov/departments/public-works/traffic-lighting>



# GRIGGS-SCHEFFER

## Lantern-style Street Lighting

Before



After



# CITY OF SAINT PAUL

## Parks and Recreation

### Forestry

Zach Jorgensen

Forestry Customer Service 651-266-6400

<https://www.stpaul.gov/departments/parks-recreation/natural-resources/forestry>

# GRIGGS-SCHEFFER

## Tree Removal

Existing trees will be evaluated for health and potential impacts with the project to determine if removal is necessary. Ash trees will be removed and replaced. Trees will be marked prior to removal.



Example Removal Marking



Remnants Prior to Street Reconstruction



# GRIGGS-SCHEFFER

## Tree Planting

- Trees will be planted the following spring. The types of trees considered for planting are included on the adjacent list.
- A mix of trees will be planted on each block. Tree types are selected to match the site conditions and increase species diversity.
- Request for a specific tree variety can be made by contacting the Forestry Unit.
- Water bags are available at no cost and can be requested by contacting the Forestry Unit.
- Existing trees will also benefit from weekly watering both during and after construction.



Buckeye  
Catalpa  
Crabapple  
Elm  
Ginko  
Hackberry  
Honeylocust  
Ironwood  
Kentucky Coffeetree  
Linden  
Oak  
River Birch  
Serviceberry



# GRIGGS-SCHEFFER

Below the Surface





# SAINT PAUL REGIONAL WATER SERVICES

SPRWS Engineering Service Desk

651.266.6270

1900 Rice Street

Saint Paul, MN 55113

<https://www.stpaul.gov/departments/water-services/lead-household-water>



# WATER MAIN REPLACEMENT



- ▶ Water main is approx. 8' feet deep
- ▶ Most existing residential water mains are 6" diameter cast iron pipe.
- ▶ Most mains are replaced as 8" diameter ductile iron pipe or 8" PVC dependent on existing soils
- ▶ Installation by PW Contractor, SPRWS providing temporary water
- ▶ Water main must pass a series of bacterial tests, pressure tests, and conductivity tests prior to being put in service

# TEMPORARY WATER MAINS



- ▶ 2" PVC pipe laid in the grassy area or on edge of sidewalk
- ▶ Fully Bacterially tested prior to hook-up
- ▶ Will become quite warm during the summer
- ▶ Water is provided at no cost when connected to temporary water

# TEMPORARY WATER CONNECTION



- ▶ Back fed through outside hose spigot through the use of a grey potable water rated hose.
- ▶ A wye is installed to allow use of garden hose while connected
- ▶ Notification of temporary water will be posted on front door.
- ▶ Temporary water crew will need to access the water meter inside building twice, once during install and once for the take down

# WATER SERVICE CONNECTION



- ▶ Water services are re-connected to the main once the watermain is fully tested and live.
- ▶ Most existing copper services are reconnected with only excavation at the watermain
- ▶ All lead services are replaced with copper pipe from the main to property line or water service valve box at SPRWS cost



# LEAD SERVICE REPLACEMENT



- ▶ All Lead water services will be replaced from the water main to the property line or water service stop box
- ▶ Replacements to stop box are only done if there is an obstruction at the property line or if a private plumber has already replaced the water service inside property to the stop box




# LEAD SERVICE REPLACEMENT



- ▶ New 1" copper water service installed in same location as the old 5/8ths or 3/4ths lead service
- ▶ old lead pipe either removed or abandoned in place, depending on situation
- ▶ Transition joint installed at property line from new copper service to existing material inside property.

# LEAD SERVICE REPLACEMENT INSIDE PROPERTY

- ▶ Can be assessed onto taxes over 20-years
- ▶ Building owner will have to obtain private plumber and get quotes – **Private contractor work must be completed by May 31, 2021**
- ▶ Excavation of yard generally not needed
- ▶ Costs are reduced because restoration is done in the ROW by the project
- ▶ Plumber list and information will be mailed to property owner addresses
- ▶ Additional information available from the SPPWS Engineering Service Desk 651.266.6270



# CONTACT INFO

## ▶ Graeme Chaple

*Damage Prevention and Inspections Supervisor*

Cell: 651.775.3030

Email: [graeme.chaple@ci.stpaul.mn.us](mailto:graeme.chaple@ci.stpaul.mn.us)

## ▶ SPRWS Engineering Service Desk

651.266.6270

1900 Rice St

Saint Paul, MN 55113

# CITY OF SAINT PAUL

## Public Works

## Sewer Division

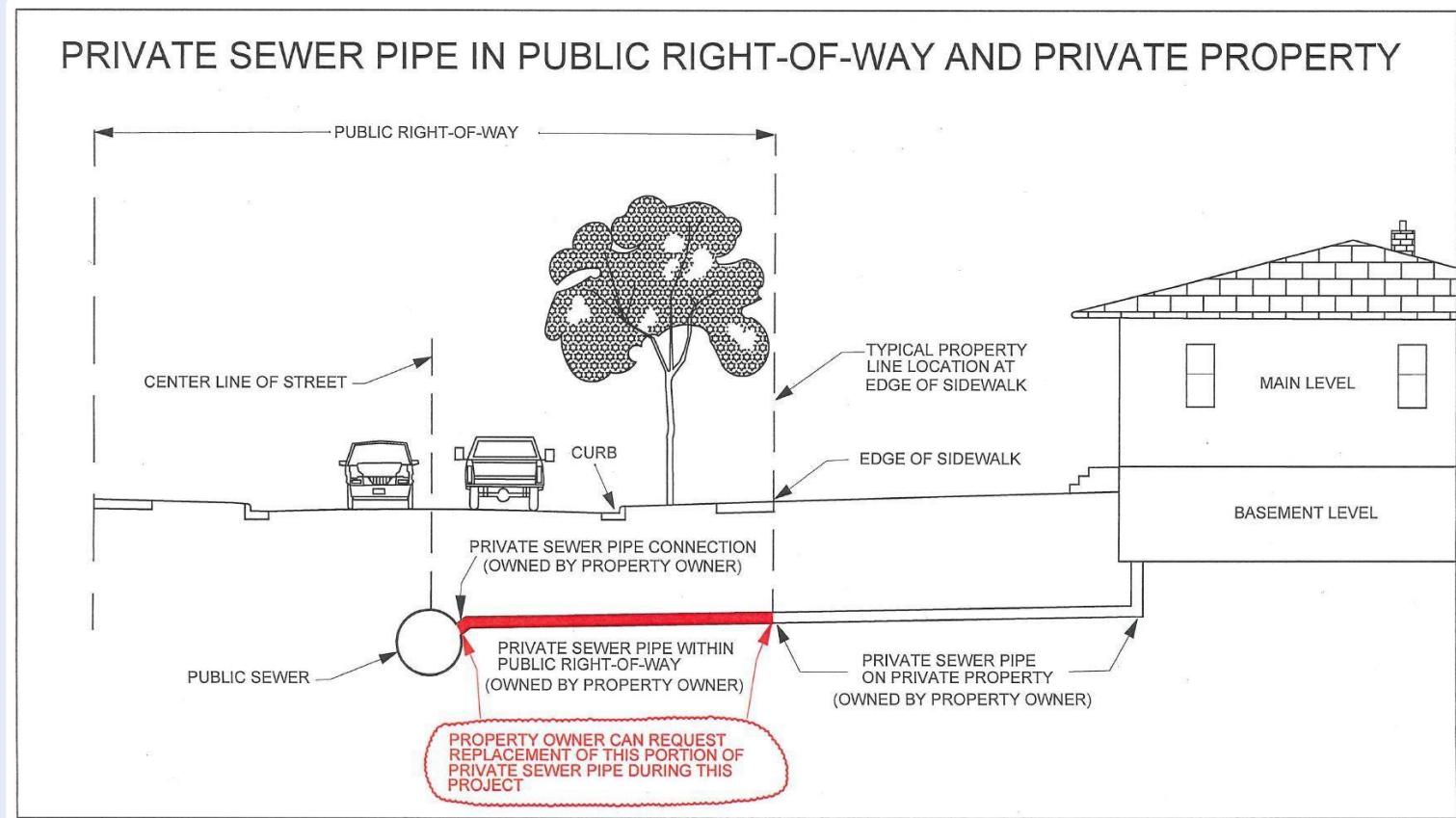
Sewer Utility Permit Desk 651-266-6234

[PW-SewerCounter@ci.stpaul.mn.us](mailto:PW-SewerCounter@ci.stpaul.mn.us)

<https://www.stpaul.gov/departments/public-works/sewer-utility-divison/property-owner-information>

# GRIGGS-SCHEFFER

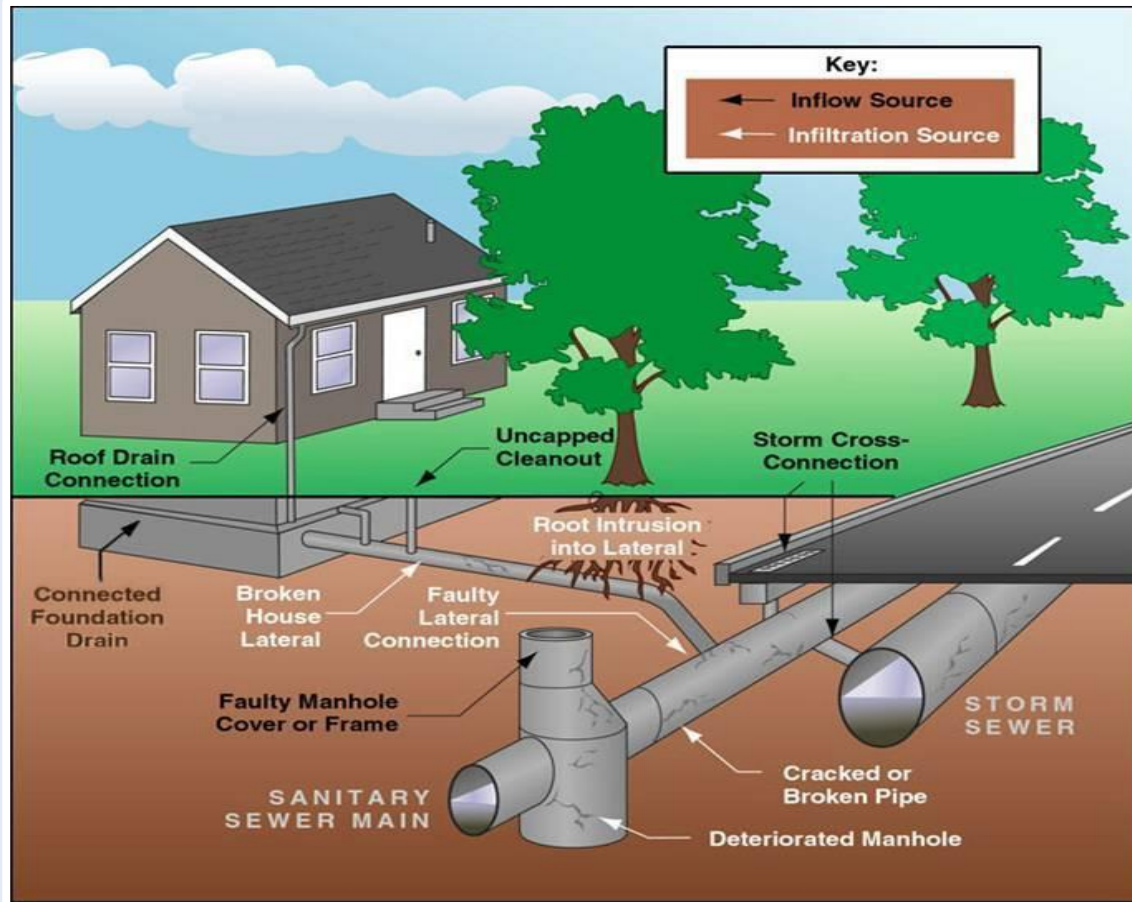
## Sanitary Service Replacement Option





# GRIGGS-SCHEFFER

## Sanitary Service Issues



# GRIGGS-SCHEFFER

## Private Sanitary Pipe Next Steps

- Review the letter mailed directly to properties and visit <https://www.stpaul.gov/departments/public-works/sewer-utility-division/property-owner-information>.
- Televiser your private sewer line.
- Discuss your options with a license house drain contractor.
- Return your “Request for Sanitary Sewer Repair” if selecting one of the options. Selecting an option is NOT REQUIRED.
- Check list online (project webpage) after submitting to verify receipt of signed form.
- If planning to use a private contractor, have the contractor scheduled and work completed by May 31, 2021.



# GRIGGS-SCHEFFER

## Signs of a Defective Sewer Service

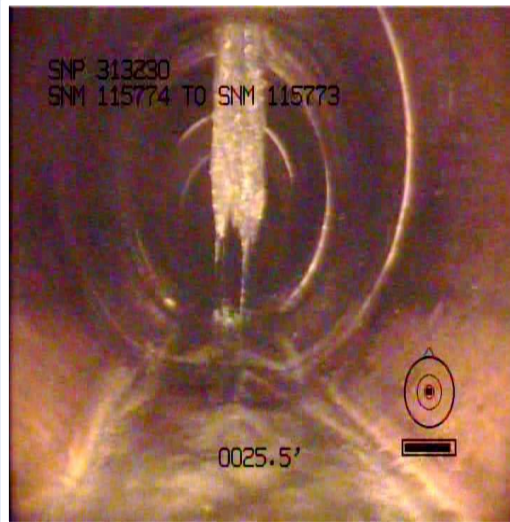
- Does your drain run slowly or gurgle?
- Do you have sewer odors?
- Do you know where your sewer service runs?
- Are there bushes or trees planted over it?
- Has your sewer line ever been cleaned and inspected?
- Do you have a garbage disposal and do you use it for everything?
- Is there a sinkhole or depression near your home, boulevard, or street?



# GRIGGS-SCHEFFER

## Common Service Issues


- Dropped connection to the main
- Broken clay pipe
- Root intrusion



# GRIGGS-SCHEFFER

## Benefits of Repairing the Sanitary Sewer Service

- Extends the system service life
- Reduces the risk of:
  - ✓ Sewer backups
  - ✓ Sinkholes
  - ✓ Rodent access
- Cheaper during construction:
  - ✓ Fixed rate
  - ✓ Don't have to pay for street restoration
  - ✓ 20-years to pay



# GRIGGS-SCHEFFER

## Sanitary Service Costs

### COST COMPARISON INFORMATION

Replacing Your Sewer Service From the Main to the Property Line

**During** Construction

Approximately **\$3,500**

- Cost to property owner can be spread out over a 20-year term/assessment
  - No street restoration costs

**After** Construction

Typically More Than **\$5,000**

- Restoration costs are paid by the property owner

If you are interested – **ACT NOW!**



# GRIGGS-SCHEFFER

## Living Through a Construction Project

Noise

Dust

Mud

Limited Access

Inconvenience





# GRIGGS-SCHEFFER

## Living Through a Construction Project

- Your street will be dug up numerous times
- The work is done in layers and often by different crews doing different types of work
- Plan on 4 months of disruption
- Residents and emergency vehicle access will be maintained at all times

# GRIGGS-SCHEFFER

## Living Through a Construction Project

- All of the construction is done by private construction companies
- They are very busy and this isn't their only project
- Most road work is weather-dependent and rain *will* delay work
- Contractors work 5 to 6-days a week from 7:00 a.m. until 7:00 p.m.
- The City of Saint Paul will have an onsite representative (project inspector) to inspect the contractor's work

# GRIGGS-SCHEFFER

## Living Through a Construction Project



### ROAD CLOSED TO THRU TRAFFIC

You can get to your house, but you cannot get all the way through - you will eventually come to a ROAD CLOSED sign



### ROAD CLOSED DO NOT ENTER!

# GRIGGS-SCHEFFER

## Living Through a Construction Project

- The contractor will post **NO PARKING** signs everywhere
- If there is *no* activity on your block, you may park in front of your house
- If there *is* activity on your block, please leave contact information on the dashboard - the contractor would rather call *you* than a tow truck
- Police agree not to ticket unless requested by Public Works or the contractor





# GRIGGS-SCHEFFER

## Living Through a Construction Project

- You will receive a letter prior to the start of construction - keep this for names and contact numbers
- A flyer will be handed out a week before construction starts on your block - check front doors for flyers
- Onsite Public Works inspector - the project inspector should be your **first call** with questions or issues
- Weekly updates will be posted to the city's website at [www.stpaul.gov/construction](http://www.stpaul.gov/construction)



# GRIGGS-SCHEFFER

Living Through a Construction Project



# GRIGGS-SCHEFFER

Living Through a Construction Project





# GRIGGS-SCHEFFER

Living Through a Construction Project



# GRIGGS-SCHEFFER

Living Through a Construction Project





# GRIGGS-SCHEFFER

Living Through a Construction Project



CITY OF SAINT PAUL  
Office of Financial Services  
Real Estate Section  
Assessments

Lynn Moser

Assessment Office 651-266-8858

[www.stpaul.gov/assessments](http://www.stpaul.gov/assessments)

# GRIGGS-SCHEFFER

## Saint Paul Streets Program

### Cost of Street Projects

#### Project Cost Versus City Cost

- Project cost - calculated by the Department of Public Works
- City cost – component of project cost
  - Covers street work only
  - Often less than project cost since other non-street work (sewers, water lines, etc.) not included

### Financing Street Projects

- Previous financing – street improvement bonds
  - Required 20% of project costs assessed to property owners
- Current financing – street reconstruction bonds
  - Requires City Council–approved 5-year plan for street reconstruction projects
  - No minimum assessment percentage required

# GRIGGS-SCHEFFER

## Saint Paul Streets Program

### Determining the Assessment

- Rates are not determined at this time
- Additional information will be provided later this fall/winter in a letter sent to the property taxpayer



# GRIGGS-SCHEFFER

## Saint Paul Streets Program

### Determining the Assessment

- Determine assessable cost – portion of city cost to be assessed
- Calculate per-foot assessment rate – divide amount by total frontage
- Calculate each property's assessment – multiply assessment rate by each property's frontage
- Verify reasonableness of assessments – based on appraisal firm analysis of project benefit to property values





# GRIGGS-SCHEFFER

## Assessment Schedule

### Assessment Process/Approval

- Construction approved early 2020 (Final Order)
- Assessment approved fall of 2020 (Ratification of Assessment)

### Pending Assessment

- Assessment is “pending” after the Final Order is approved
  - Visible for property owners or title companies
  - Payments are accepted (partial or full)

### Levied Assessment

- Assessment is “levied” after the Ratification of Assessment is approved
  - Invoice mailed, 30 days to pay to avoid interest
  - If not fully paid, annual installments automatically go onto property taxes
  - Paid over 20 years with simple interest and a flat fee
- Delayed payment of Special Assessment for Senior Citizens or Permanently Disabled
  - Not a forgiveness of the assessment
  - Interest accrues the same as non-deferred



# GRIGGS-SCHEFFER

Saint Paul Streets Program

## Sanitary Sewer and Water Connections

- Requested by property owner
- Separate assessment(s)

View / pay assessment at [www.stpaul.gov/assessments](http://www.stpaul.gov/assessments)



# GRIGGS-SCHEFFER

## Public Art

The City of Saint Paul dedicates 1% of the project cost to public art – this is generally completed after the reconstruction.

### Previous Examples of Public Art Installations

