



# SPRWS 2025 Proposed Budget





# 2025 Budget Overview

The proposed 2025 budget for Saint Paul Regional Water Services (SPRWS) outlines the expected expenditures and required financing for the year. This budget is designed to ensure that we continue our tradition of delivering dependable, high-quality water and services to our customers at a reasonable cost.

**CUSTOMERS: ~450k**  
**EMPLOYEES: 300**

**TOTAL BUDGET**  
**\$136.9 Million**

**12.343 Billion Gallons** CONSUMPTION PROJECTION

## SPENDING = FINANCING

Type of Spending	2025
Operations & Maintenance <small>Pages 2-3</small>	\$93.5 Million 68.3%
Debt Service & Other Spending <small>Page 4</small>	\$15.6 Million 11.4%
Capital Investments <small>Pages 5-8</small>	\$27.8 Million 20.3%
<b>TOTAL</b>	<b>\$136.9 Million</b>

Type of Financing	2025
Sale of Water <small>Page 9</small>	\$68.7 Million 50.2%
Water Service Base Fee <small>Page 10</small>	\$14.1 Million 10.3%
Water Main Surcharge <small>Page 10</small>	\$3.6 Million 2.6%
Right-of-Way Fee <small>Page 10</small>	\$1.9 Million 1.4%
Misc Revenues <small>Page 11</small>	\$40.8 Million 29.8%
Cash Reserves <small>Page 11</small>	\$7.8 Million 5.7%
Debt Issuance	\$0.0 Million 0%
<b>TOTAL</b>	<b>\$136.9 Million</b>

**Average Impact for Residential Accounts**

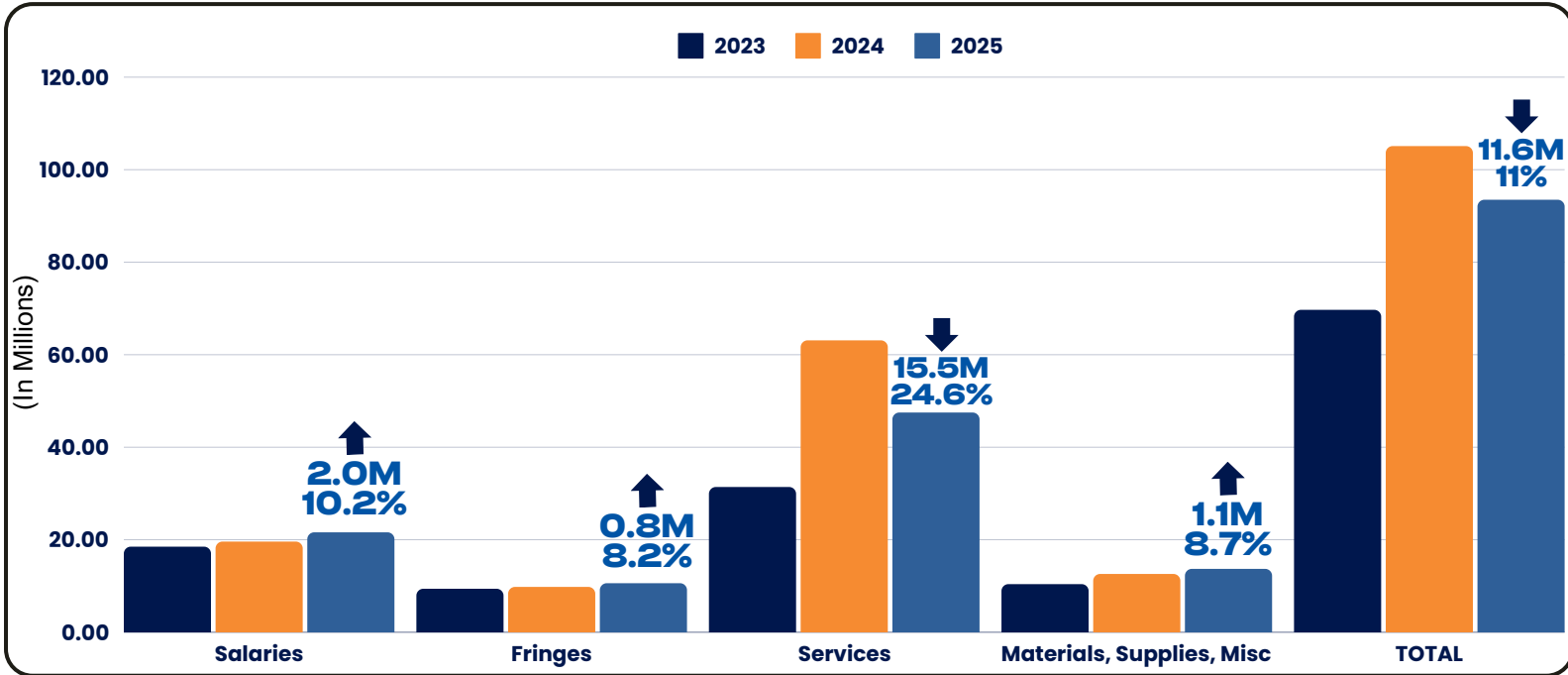
**+ \$3.12 PER MONTH**

Detailed on Page 12

# SPENDING OVERVIEW

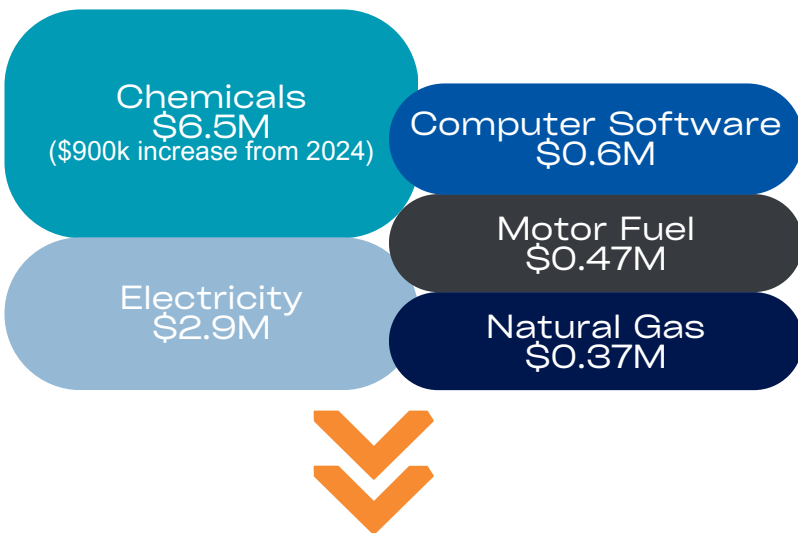
## Operations & Maintenance (O&M) Spending

This spending category includes all expenses incurred to operate and maintain the water system. This includes salaries, fringe benefits, services, materials and supplies used to perform the variety of tasks involved in daily business.



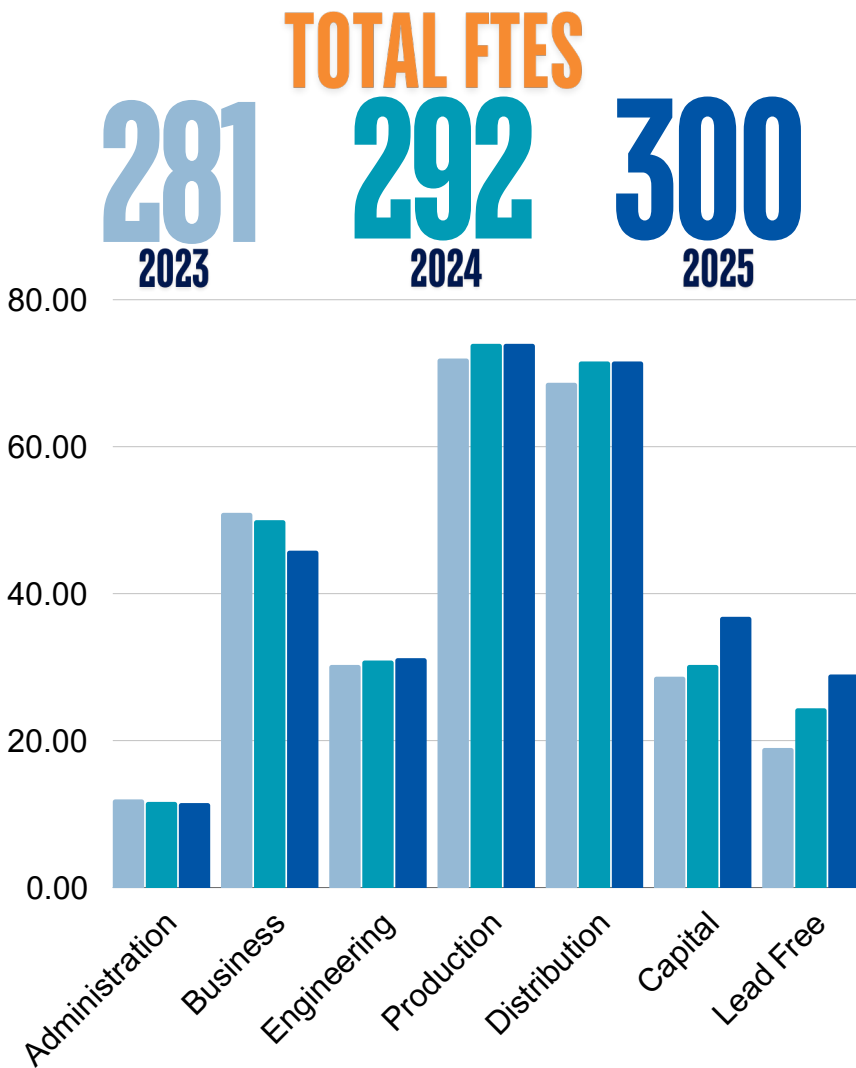
Year	Salaries	Fringes	Services	Materials, Supplies, Misc	TOTAL
2023	\$18.5	\$9.4	\$31.4	\$10.4	\$69.7
2024	\$19.6	\$9.8	\$63.1	\$12.6	\$105.1
2025	\$21.6	\$10.6	\$47.6	\$13.7	\$93.5

The **Services** category includes the amount budgeted for lead service line replacements on private property that are grant funded. The grant amount in 2025 is \$35 million, opposed to the \$50 million that was carried in 2024. This represents the bulk of the 2023 to 2024 to 2025 variation.



\$10.8M of the \$13.7M for **Materials, Supplies, Misc** are represented by these 5 large expense categories.

# Noteworthy Operations & Maintenance Changes for 2025



**Administration**  
Replaced 1 Business Improvement FTE with NEW Public Information Specialist role for increased community engagement efforts.

**Business**  
Shifted 4.4 FTEs to Capital from Meter Operations to support meter register replacement project.  
  
Added new 0.25 FTE Right Track Worker.

**Production**  
Added Senior Operator and Asset Management roles to help with transition to new treatment plant.  
  
Eliminated 1 custodian role.

**Lead Free**  
Continuing to ramp up grant funded employees to support Lead Free SPRWS.

10.2% increase in Fringes + Salaries

\$53k Decrease to Travel & Training

\$120k for Rate Study

Additional \$275k for Water Works Payment Assistance

\$5k for Volunteer Stipends

Saint Paul Regional Water Services  
**COMMUNITY PANEL**

# Debt Service Spending

## Total SPRWS Outstanding Debt

Projected Estimate as of December 31, 2024

**\$213.9**  
MILLION

## 2025 Debt Service

Increase of \$1.5M compared to 2024

**\$15.6**  
MILLION

The McCarrons Plant Project which kicked off in 2021 represents the bulk of all outstanding debt. As a “forever business” SPRWS generally finances most of its work without debt, however, the water treatment plant is a significant investment which will serve our customers for the next century.

SPRWS does not have any additional debt funded projects planned for 2025, besides continued progress on the McCarrons Treatment Plant Project.

## McCarrons Plant Project Debt Issuance Timeline

### 2021

\$15.4M debt note for design phase

### 2022

\$46M debt note for construction phase

### 2023\*

\$25M debt note + \$97.25M revenue bond for construction phase

### 2024\*

\$29M debt note for construction phase

### 2025\*

\$29M debt note for construction phase

### 2026

\$10.85M debt note for construction phase

\*2023-2025 debt was budgeted in 2022 at project launch.



**McCarrons**  
Plant Project SPRWS

PROJECT  
TOTAL  
COST

**\$252.5**  
MILLION



# Capital Investments

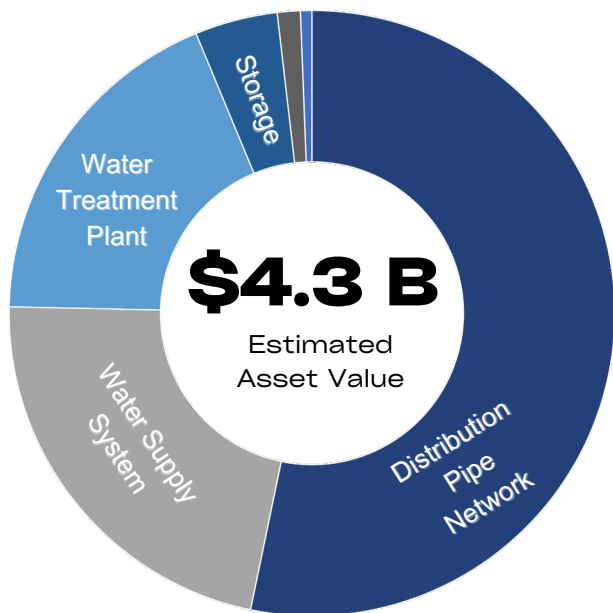
SPRWS updates the Capital Improvement Plan (CIP) each year to provide long-term financial planning and a 10-year roadmap for maintaining, upgrading, and replacing infrastructure. The plan guides investments in projects that will replace or rehabilitate the variety of utility assets SPRWS manages including those tied to water supply, treatment, distribution, and technology. These investments help ensure compliance with federal regulatory requirements as well as improved efficiency of operations. Capital project costs may include labor, equipment, materials, supplies and overhead expenses. The CIP includes revenue, grant, and debt funded projects and represents a large portion of annual spending.

In an effort to balance needs and funding limitations, comprehensive criteria are utilized to evaluate and prioritize projects. Criteria include: Regulatory Compliance, Water Quality, Level of Service, Safety & Security, Risk of Failure, Return on Investment, Social & Environmental, and Funding Opportunities.



**What is a Capital Asset?**  
Assets used in operations valued at \$5,000 or more & have a useful life > 1 year.


## CAPITAL ASSET SUMMARY



### Estimated Asset Replacement Value

Excludes Land, Easements, Office Equipment, IT Equipment

■ Fleet & Construction Equipment	\$25M
■ Water Supply System	\$900M
■ Water Treatment Plant	\$750M
■ Distribution Pipe Network	\$2,443M
■ Pump Stations	\$50M
■ Storage Facilities	\$180 M



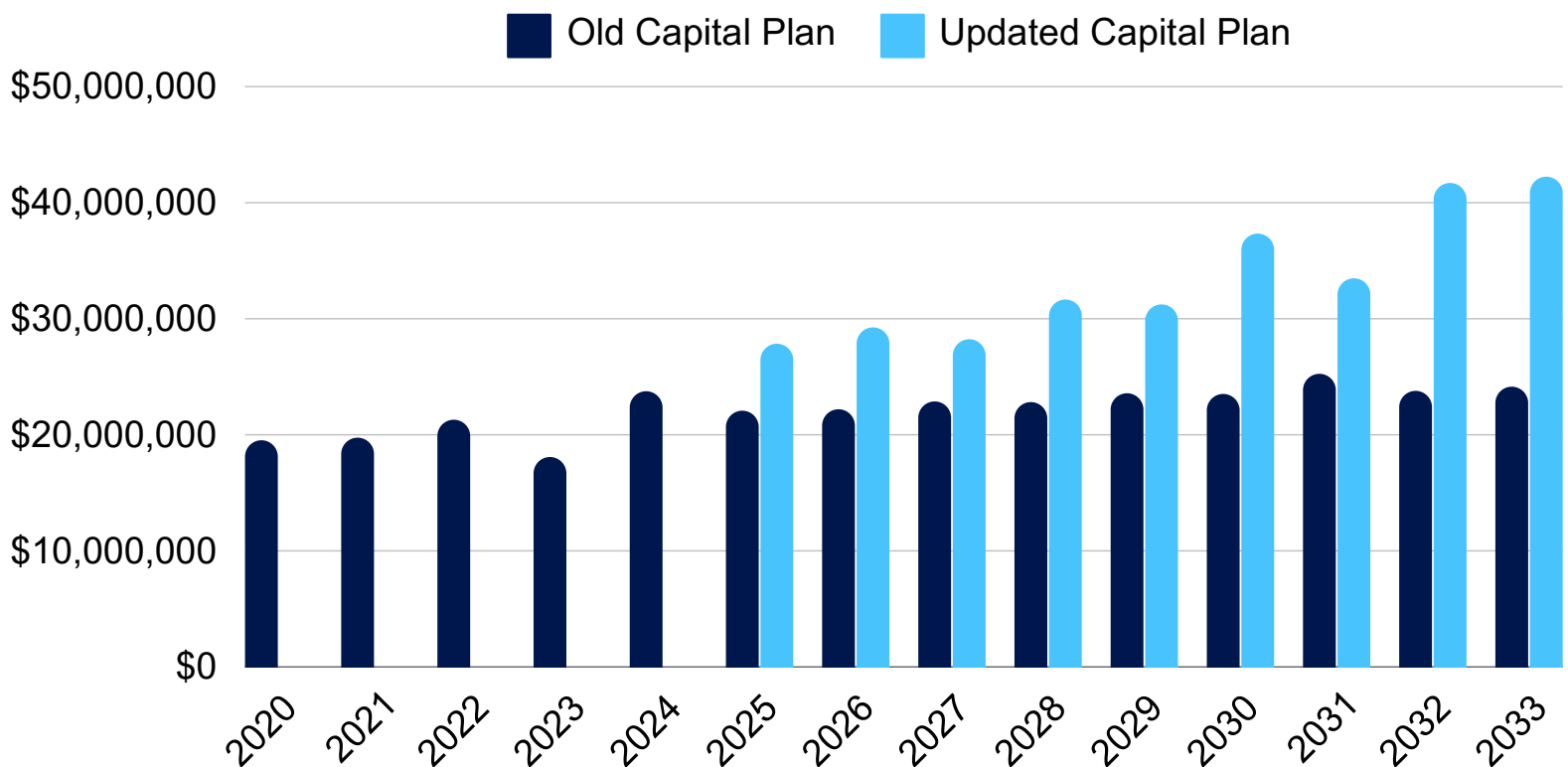
# 10 Year Capital Investment Plan

The SPRWS Capital Investment Program was revamped during this budget cycle to better meet the needs of the utility's aging infrastructure. SPRWS has historically budgeted capital expenditures within general categories applying minor inflationary adjustments each year, with the exception of a few significant projects including the current water treatment plant improvement project. The volume of projects each year were scaled to the amount of funding allocated within the annual budget.

While this approach allowed the annual budget to easily reconcile with available revenue, the capital planning approach did not meet the long-term capital needs of the utility and the rate at which the utility's assets were reaching the end of their service life cycle.

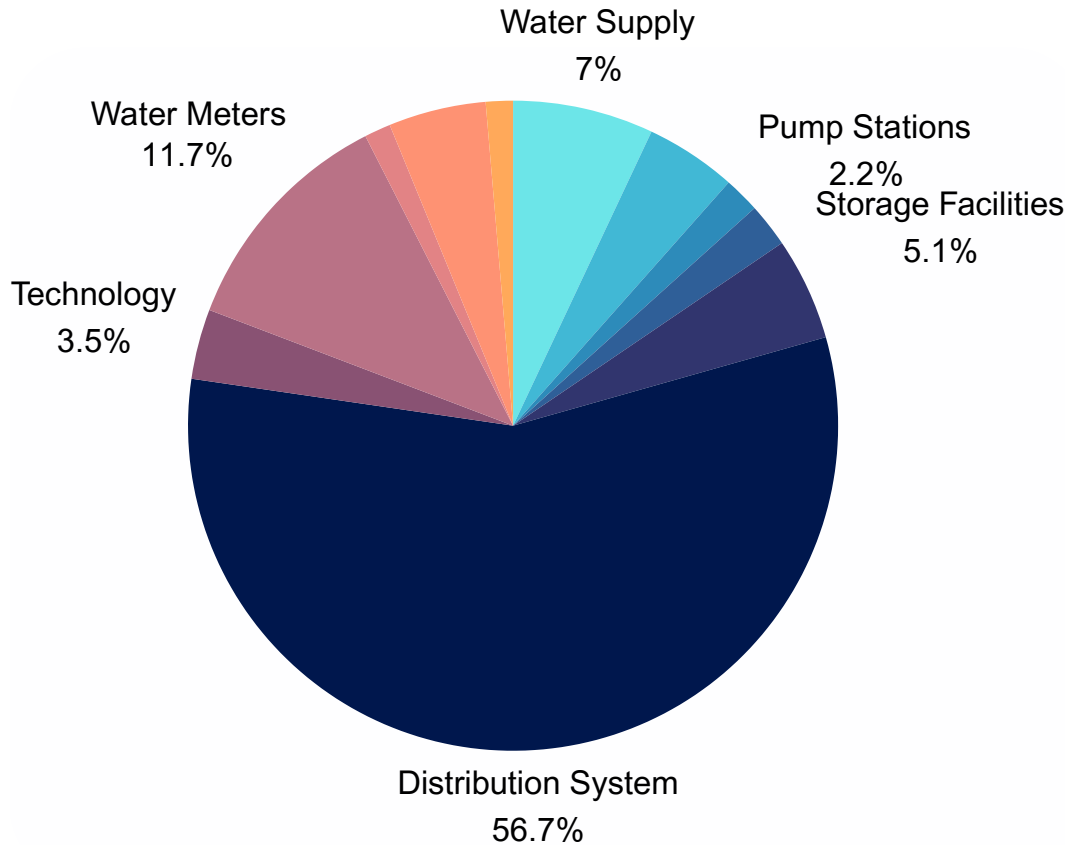
SPRWS has modified the capital planning approach to identify specific capital project needs and infrastructure replacement rates to better align with asset replacement cycles. Specific asset replacement goals were considered while identifying individual projects for each year of the plan. Total available capital funds per year were adjusted based on the prioritization criteria noted above to arrive at a 10-year capital plan that is fiscally constrained and maintains a stable cash position for SPRWS over the 10-year planning period.

The 2024-2033 Capital Investment Plan outlines over \$350M in system investments. The net result of updates to the new capital improvement plan are illustrated below.



# 2025 Capital Investments

**\$27.8**  
MILLION



Asset Type	Capital Expenditure
Water Supply	\$1,950,000
Water Treatment	\$1,264,000
Electrical & SCADA	\$497,000
Pump Stations	\$605,540
Storage Facilities	\$1,421,580
Distribution System	\$15,788,000
Technology	\$970,000
Water Meters	\$3,258,000
Buildings, Grounds, Safety	\$365,000
Vehicles & Equipment	\$1,350,000
Water Service Connections	\$375,000



**Distribution System:** Capital funding in the 2025 budget includes the first year of investment changes to shift from the current water main replacement rate of 180 years toward a targeted replacement cycle of approximately 100 years over the 10-year planning period.



**Water Meter Registers:** 2025 capital funding is provided for the second year of a seven-year program to replace all ~96,000 water meter registers within the SPRWS system as these units reach the end of expected service life.



**Highland Park Tank #3:** SPRWS is implementing a multi-year program to rehabilitate water storage facilities. Highland #3 is the next project scheduled in this program and includes structural repairs along with interior and exterior painting.

**Fridley Pump Station:** Serving as one of the most critical facilities within the water supply system, this station is undergoing a 2-year rehabilitation of electrical, building and mechanical improvements.

The above investment information does not include the current water treatment plant improvement project detailed on page 4 or lead service line replacements detailed on page 8.





**26,000**  
LEAD SERVICE LINES



ESTIMATED PROJECT COST  
**\$400**  
MILLION

### PROGRAM GOALS:

Voluntary and FREE for Customers  
Completion within 10 Years  
85% Participation

### PROJECT FUNDING

Beyond initial ARPA funding, SPRWS has been working closely with the State of MN to secure funding through the Public Facilities Authority. \$35M in program funding for 2025 will be provided through a combination of grants and forgivable loans. SPRWS will continue to work annually with the State to obtain funding necessary for the next years' replacements.

### PROGRESS:

The program was authorized by the Board of Water Commissioners in March 2022.

\$16M in American Rescue Plan funding from the City of Saint Paul helped launch and pilot the program in 2022-2023 covering about 1,000 replacements including prioritization of all day care facilities!

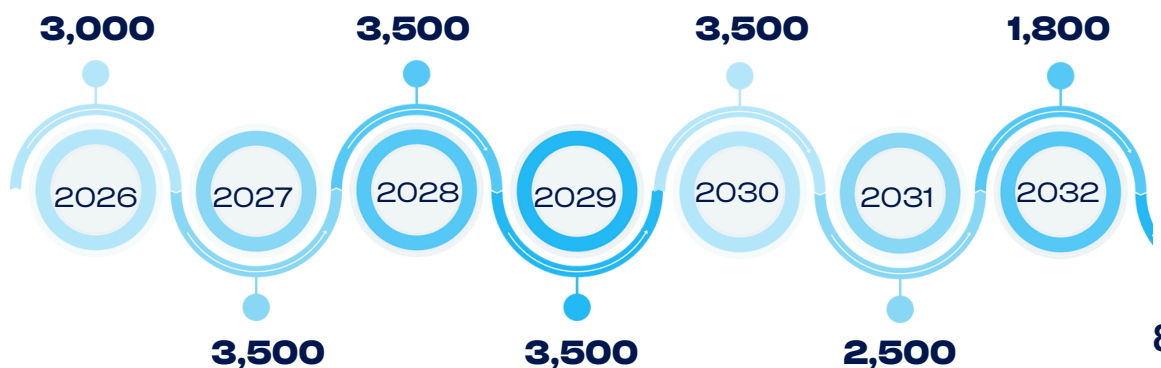
In 2024 another 1,200 lead service lines were replaced. In addition, SPRWS has partnered with CDM Smith to assist in ramping up even further in future years.



2,500 Replacements

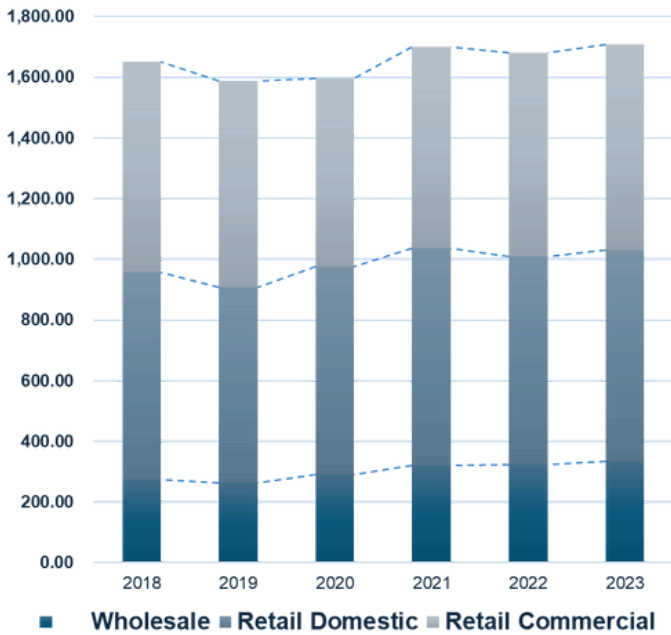


### Future Replacements



# FINANCING OVERVIEW

## Sale of Water



The projected volume of water to be sold in 2025 remains unchanged as actual consumption from 2018-2023 has remained very consistent.

**12.343**  
billion gallons

**= 16.5**  
million units

## Consumption Based Rate

The proposed consumption rate increase is \$0.38/ccf for winter and \$0.39/ccf for summer. The rates per CCF will be as follows:



Total Revenue from the Sale of Water

**\$68.7**  
MILLION

Average Residential Consumption

**~150**  
gallons / day

YEAR: 72 ccfs (units) = 53,856 gallons

QUARTER: 18 units = 13,464 gallons

MONTH: 6 units = 4,488 gallons

# Other Bill Based Revenues

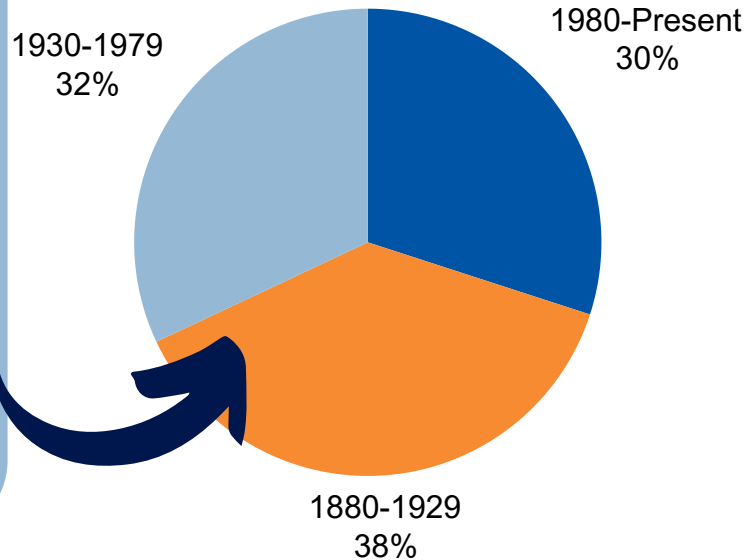
## WATER MAIN SURCHARGE (CONSUMPTION BASED)

The water main surcharge is designed to fund additional water main replacement in the SPRWS retail service area. Currently, over a third of the water mains in the system are at or beyond what is expected for a useful life. This surcharge is helping put an emphasis on increasing replacement rates to catch up to industry standards.

The proposed rate is \$0.26 per CCF.  
2024 Rate: \$0.24

**2025  
Water Main  
Surcharge Revenue:  
\$3.6 million**

## WATER MAIN BY INSTALLATION DATES



## WATER SERVICE BASE FEE

This base fee enables SPRWS to cover a portion of annual fixed charges without consumption fluctuations. A customer's service fee is based on the size of their meter. The fee increases as the meter size increases to reflect the increased cost of providing peak volume capacity.

Water service base fees for our wholesale customers are set by their contracts.

**2025  
Base Fee Revenue:  
\$14.1 million**

Base Fee (Monthly)	Meter Size	ROW Fee (Monthly)
\$7.94	5/8 Inch 3/4 Inch 1.0 Inch (sf*)	\$1.50
\$19.85	1.0 Inch (other)	\$3.75
\$39.70	1.5 Inch	\$7.58
\$63.52	2.0 Inch	\$12.08
\$127.04	3.0 Inch	\$24.17
\$198.50	4.0 Inch	\$37.75
\$397.00	6.0 Inch	\$75.50
\$635.20	8.0 Inch	\$120.83
\$913.10	10.0 Inch	\$173.65

## RIGHT-OF-WAY FEE

This fee is only charged to Saint Paul residents and is for a payment to the City of Saint Paul for the extra costs they incur due to SPRWS facilities being located in the public rights-of-way. This fee, like the water service base fee, varies by water meter size.

Fees match what was charged in 2024.

**2025  
Right-of-Way Revenue:  
\$1.9 million**

# Miscellaneous Operating & Non-Operating Revenues

The proposed 2025 budget has a total of \$40.8 million in revenue from miscellaneous operating and non-operating income.

This is a decrease of \$89.4 million from the 2024 adopted budget.

This is mainly attributed to the removal of the \$70 million in carried over bond proceeds from the 2023A Bond.

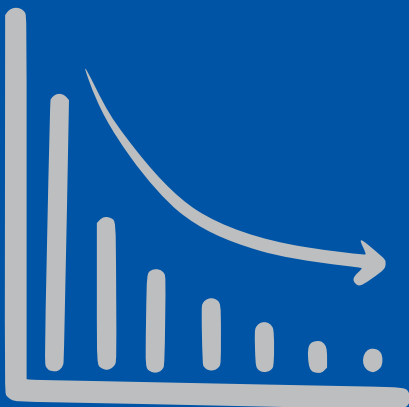


**\$35 million**  
in grants for  
Lead Free SPRWS  
make up the bulk of this  
revenue category.



**Antenna revenue, plumbing inspections, interest earnings, and other grant funding make up a large portion of the rest of this category.**

## Cash Reserve Fund



We estimate we will use  
**\$7.8 million**  
from cash reserves in the  
2025 budget.

The Board maintains a fund balance that includes the cash amounts we are legally required to maintain due to bond covenants, a reserve to cover tort and claim liabilities, funds for capital projects budgeted and approved in previous years. This account fluctuates with added savings and expenses and can be used to provide stabilization during times of extreme variation. In planning for the plant project, SPRWS built up the cash balance and will utilize this account for stabilization.

# 2024 vs 2025 RATE IMPACTS

The following compares 2025 proposed rates with 2024 adopted rates and summarizes the impact on customers utilizing these assumptions:

Single-family residential account  
Average residential consumption which is 6 units/month  
Averages winter + summer rates

	2024	2025
Consumption Charge	\$4.065 * 6 units = \$24.39	\$4.45 * 6 units = \$26.70
Water Service Base Fee	\$7.25	\$7.94
Water Main Surcharge	\$0.24 * 6 units = \$1.44	\$0.26 * 6 units = \$1.56
Right-of-Way Recovery Fee	\$1.50	\$1.50
<b>MONTHLY TOTAL</b>	\$34.58 per month	\$37.70 per month
<b>ANNUAL TOTAL</b>	\$414.96 per year	\$452.40 per year

**Average Bill**

**\$37.70**

PER MONTH

for 4,488 gallons of drinking water

**Average Impact**

**+\$3.12**

PER MONTH



# Saint Paul Regional Water Services

## MISSION STATEMENT

**The mission of Saint Paul Regional Water Services is to provide reliable, quality water and services at a reasonable cost.**

# Saint Paul Regional Water Services

## Total Financing and Spending Summary

### For the Budget Years 2022-2025

	2025 Proposed Budget	2024 Adopted Budget	2023 Adopted Budget	2022 Adopted budget
<b>FINANCING</b>				
Revenue Financing:				
Operating Revenue	\$91,625,543	\$83,630,528	\$76,857,401	\$70,442,335
Miscellaneous Revenue	\$1,078,000	\$1,078,000	\$998,318	\$1,288,318
Non Operating Revenue	\$102,000	\$102,000	\$87,000	\$82,000
Contributions	\$465,000	\$465,000	\$465,000	\$630,000
Interest	\$800,000	\$800,000	\$800,000	\$800,000
<b>Total Revenue Financing</b>	<u>\$94,070,543</u>	<u>\$86,075,528</u>	<u>\$79,207,719</u>	<u>\$73,242,653</u>
Non Revenue Financing:				
Lead Replacement Loans-assessment program	\$200,000	\$200,000	\$100,000	\$400,000
Lead Replacement- PFA SRF Loan	\$0	\$0	\$0	\$250,000
Lead Replacement Grant- ARPA	\$0	\$4,500,000	\$10,500,000	\$0
Lead Replacement Grant/Loan- PFA	\$35,000,00	\$50,000,000	\$15,000,000	\$0
Bond Intrafund transfer	\$0	\$70,000,000	\$0	\$0
Debt	\$0	\$0	\$0	\$116,030,000
Retained Earnings	\$7,807,285	\$7,535,126	\$6,284,520	\$2,133,761
<b>Total Non Revenue Financing</b>	<u>\$42,839,956</u>	<u>\$132,235,126</u>	<u>\$31,884,520</u>	<u>\$118,813,761</u>
<b>TOTAL FINANCING</b>	<u><u>\$136,910,499</u></u>	<u><u>\$218,310,654</u></u>	<u><u>\$111,092,239</u></u>	<u><u>\$192,056,414</u></u>
<b>SPENDING</b>				
Operational Spending:				
Labor and Fringes	\$32,196,238	\$29,463,606	\$27,900,420	\$24,849,163
Services	\$16,557,239	\$16,397,206	\$15,339,983	\$14,146,637
Supplies	\$13,004,743	\$12,201,271	\$10,105,788	\$8,947,421
Miscellaneous Expense	\$588,900	\$402,000	\$292,000	\$342,000
Depreciation Expense	-\$612,000	-\$669,000	-\$669,000	-\$669,000
<b>Total Operating Expense</b>	<u>\$62,444,020</u>	<u>\$57,795,083</u>	<u>\$52,969,191</u>	<u>\$47,616,221</u>
Non Operational Spending:				
Lead Replacement Loans- Assesment program	\$200,000	\$200,000	\$100,000	\$400,000
Lead Replacement PFA SRF Loan	\$0	\$0	\$0	\$250,000
Lead Replacement Grant Funded (ARPA and PFA)	\$30,852,607	\$46,699,865	\$16,049,318	\$0
Capital Lead Replacement PFA Grant/Loan	\$0	\$5,000,000	\$7,500,000	\$0
Capital Funded by Revenue	\$24,194,120	\$20,453,000	\$15,365,000	\$18,830,000
Capital Funded by Water Main Surcharge	\$3,600,000	\$3,300,000	\$2,720,000	\$2,720,000
Capital Funded by Debt	\$0	\$0	\$0	\$116,000,000
Bond Intrafund transfer	\$0	\$70,000,000	\$0	\$0
Total Debt Interest and Principal	\$15,619,752	\$14,862,706	\$16,388,730	\$6,240,193
<b>Total Non Operational Spending</b>	<u>\$74,466,479</u>	<u>\$160,515,571</u>	<u>\$58,123,048</u>	<u>\$144,440,193</u>
<b>TOTAL SPENDING</b>	<u><u>\$136,910,499</u></u>	<u><u>\$218,310,654</u></u>	<u><u>\$111,092,239</u></u>	<u><u>\$192,056,414</u></u>

# Saint Paul Regional Water Services

## Operating Revenues and Expenses

### 2022-2025

	2025 Proposed Budget	2024 Adopted Budget	2023 Preliminary Actual	2022 Actual
Operating Revenues	\$92,703,543	\$84,708,528	\$83,261,247	\$73,547,344
Net Salaries	\$21,593,289	\$19,677,879	\$18,705,236	\$15,885,848
Net Fringes	\$10,602,949	\$9,785,727	\$8,273,062	\$8,767,567
Net Operating Salaries and Fringes Services	\$32,196,238	\$29,463,606	\$26,978,298	\$24,653,415
Materials and Supplies	\$16,557,239	\$16,397,206	\$15,172,757	\$14,685,610
Miscellaneous	\$13,713,643	\$12,201,271	\$12,009,107	\$9,690,051
Total Operating Expenses*	<u>\$588,900</u> \$63,056,020	<u>\$402,000</u> \$58,464,083	<u>\$1,258,580</u> \$55,418,742	<u>\$273,302</u> \$49,302,378
% of Revenue	68.0%	69.0%	66.6%	67.0%
Net Operating Income	<u>\$29,647,523</u>	<u>\$26,244,445</u>	<u>\$27,842,505</u>	<u>\$24,244,966</u>
% of Revenue	31.6%	31.0%	33.4%	33.0%
Depreciation	\$11,000,000 **	\$11,000,000 **	\$11,141,972	\$10,167,906
Services PFA for Lead Services	\$30,852,607 ***	\$46,699,865 ***		

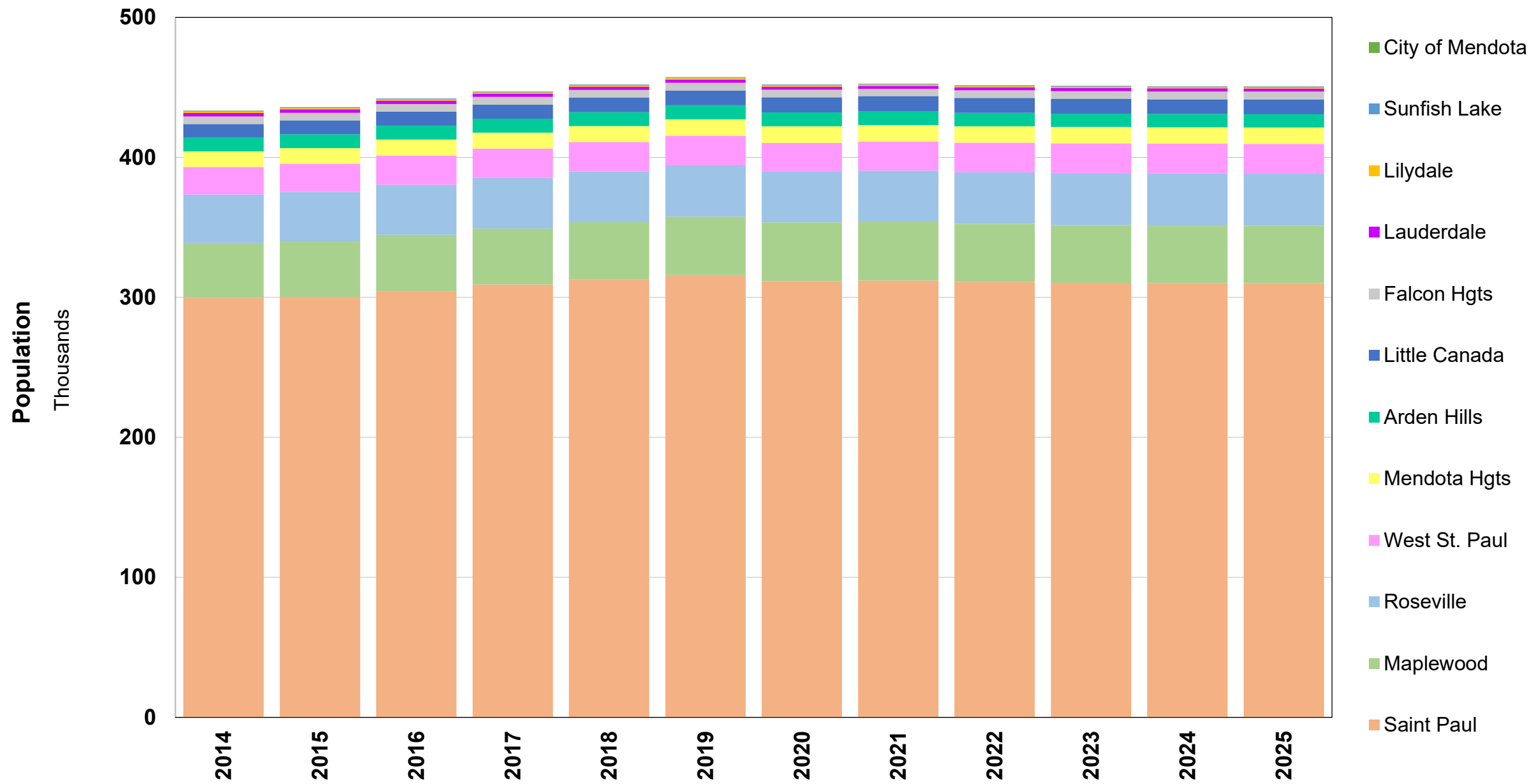
\* Total Operating Expenses excluding Depreciation and PFA Grant spending for Lead Services

\*\* Estimated

\*\*\* 2024 and 2025 Services PFA grant spending for Lead Services

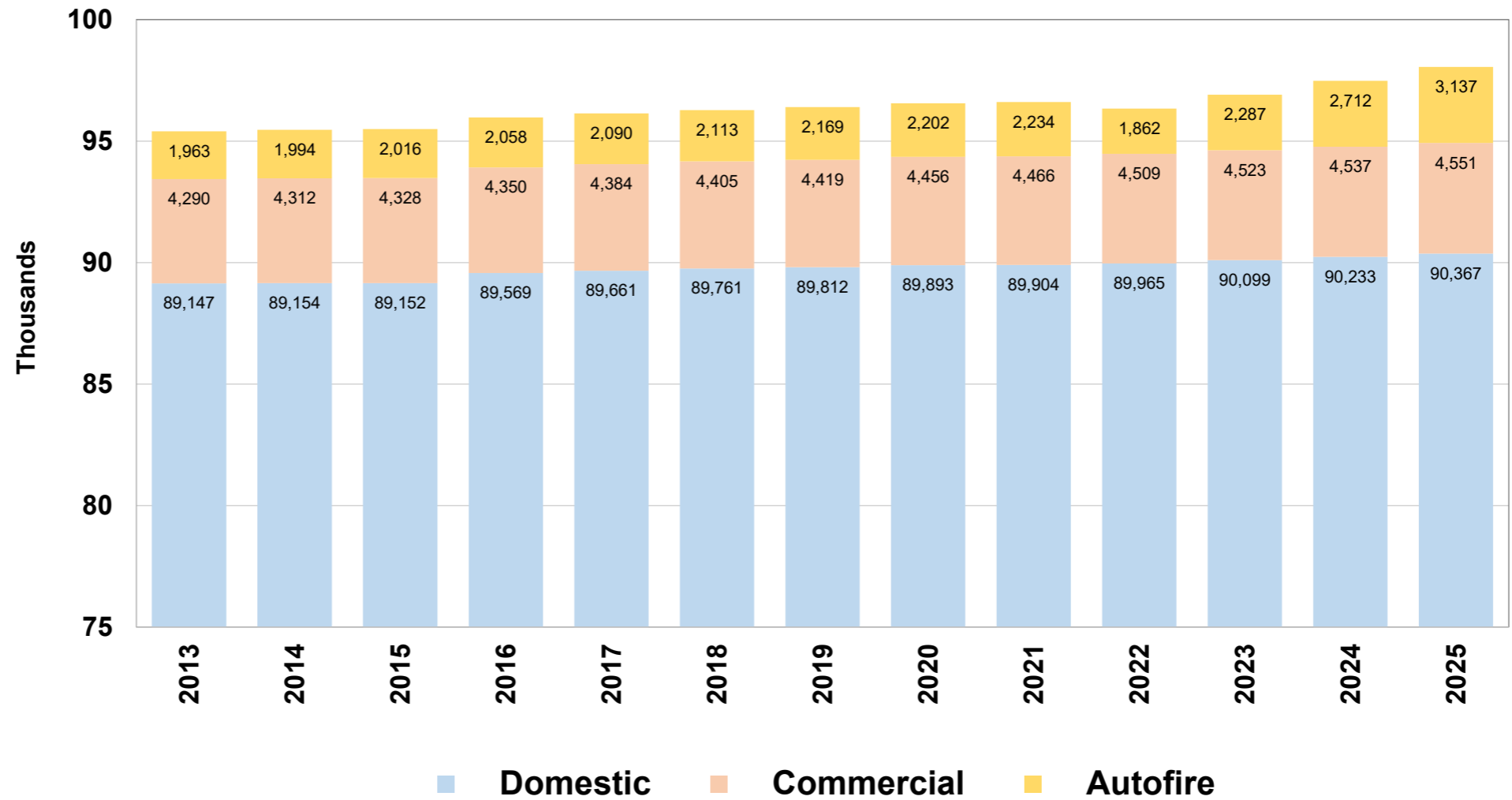


# Saint Paul Regional Water Services Population Served



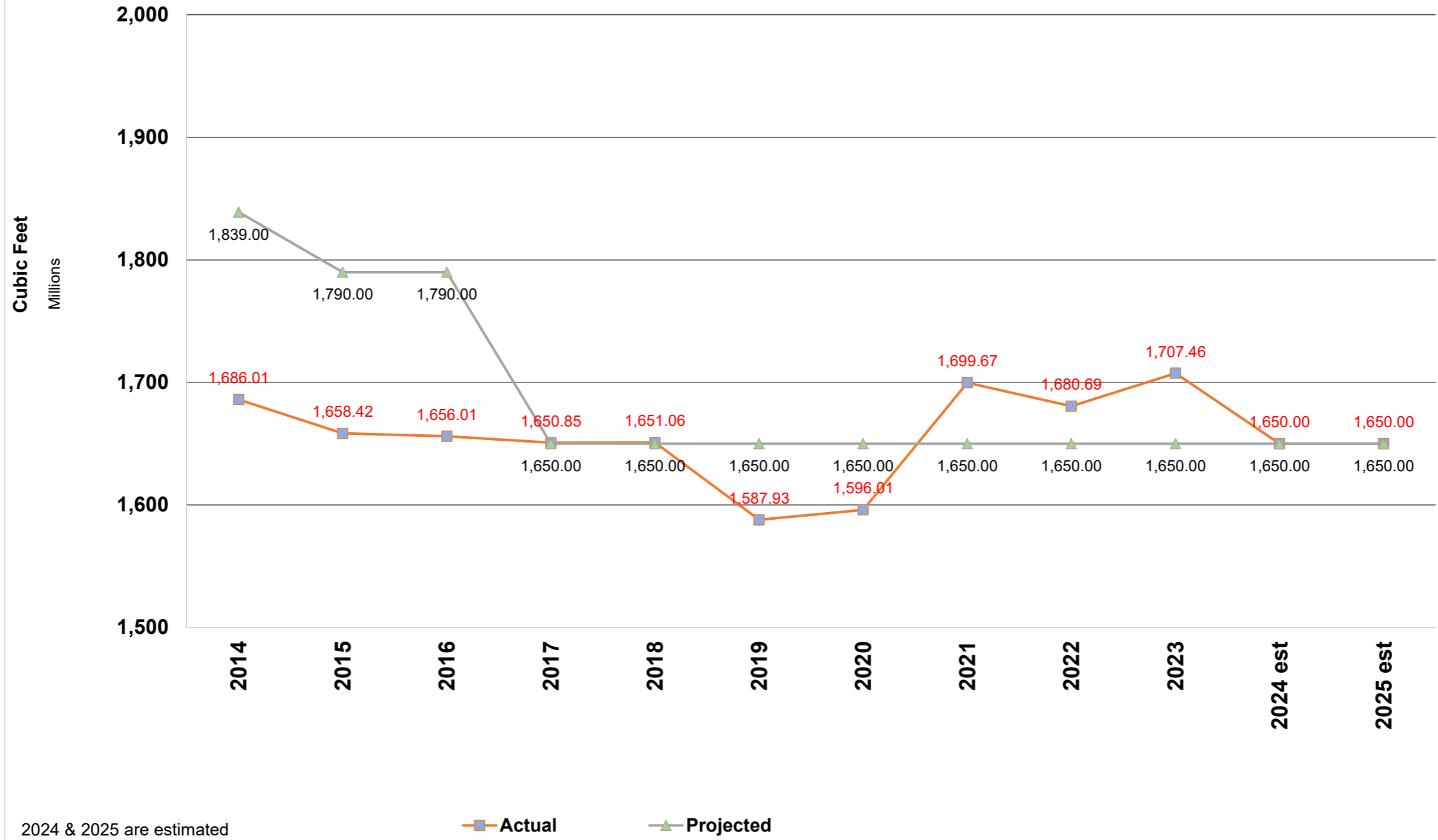
2023, 2024 & 2025 are estimated

## Saint Paul Regional Water Services Total Accounts



2024 & 2025 are estimated

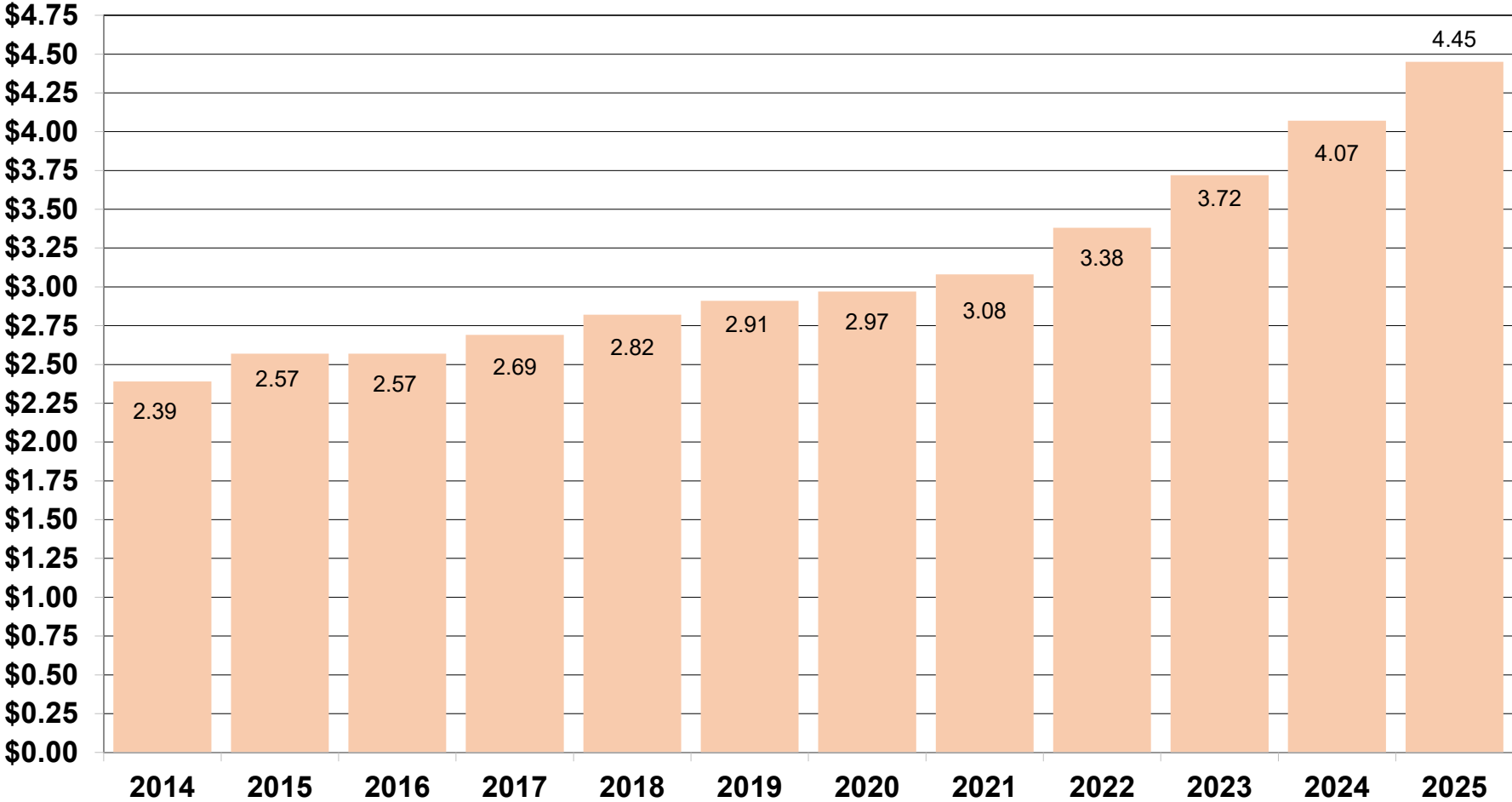
# Saint Paul Regional Water Services Actual vs. Projected Consumption



2024 & 2025 are estimated

■ Actual     
 ▲ Projected

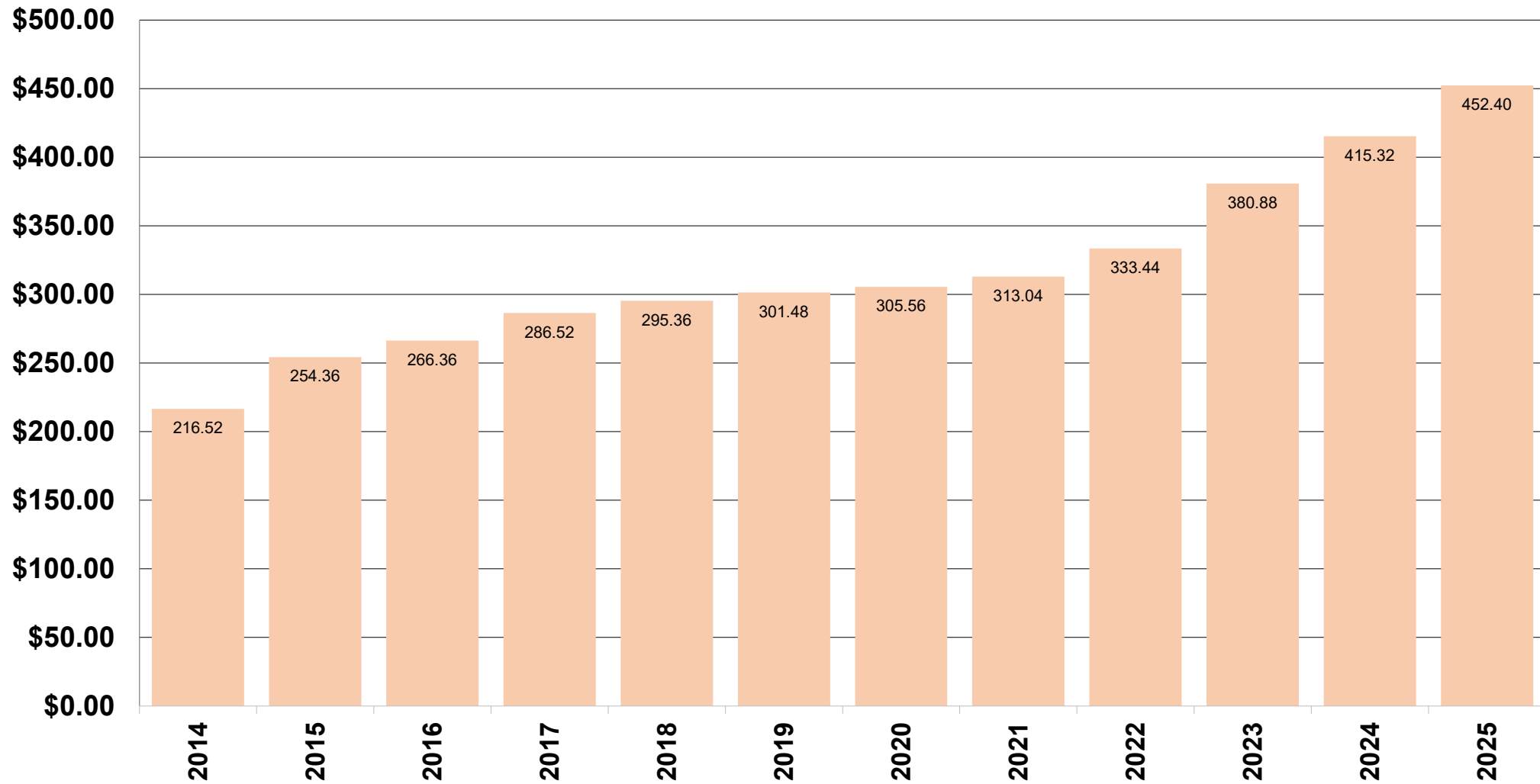
# Saint Paul Regional Water Services Water Rates\* per 100 cubic feet



\*Average St Paul Winter/Summer Rate

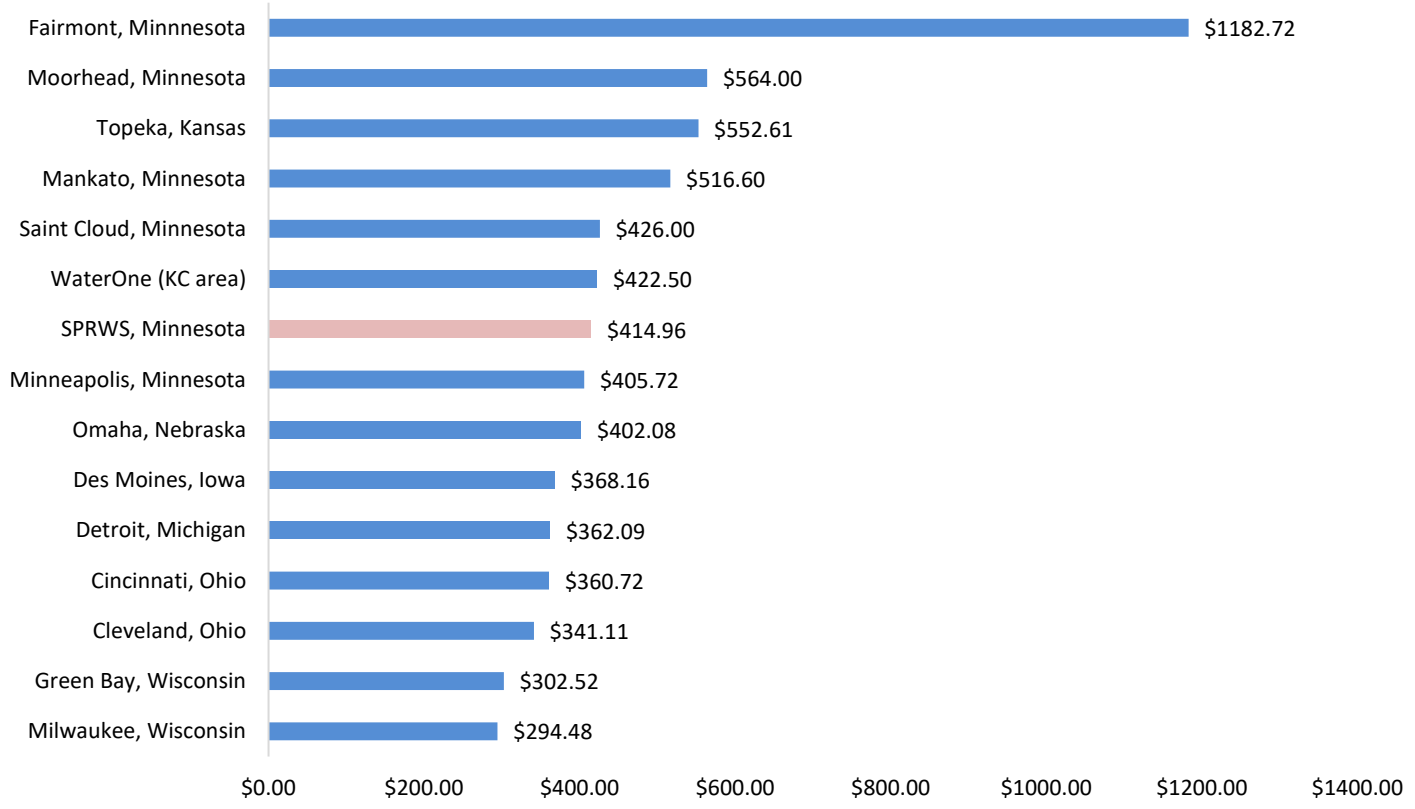
Water Service Base Fee Introduced in 2013

## Saint Paul Regional Water Services Annual Cost\* to Typical Single Family Account

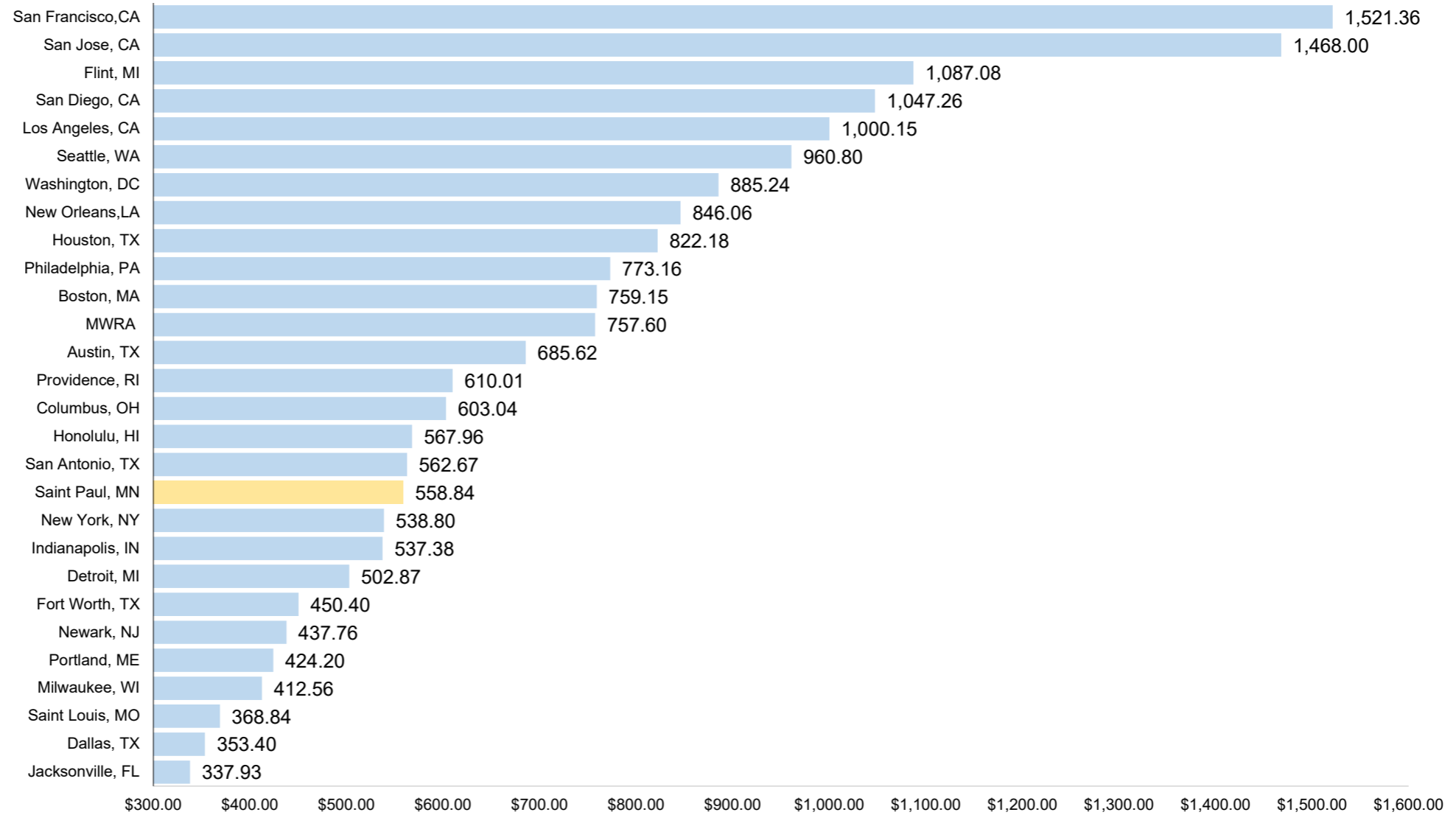


\*Year 2014-2022 based on Annual Consumption of 6800 CF  
 Year 2023-2025 based on Annual Consumption of 7200 CF  
 Right of Way Recovery Fee introduced in 2012  
 Water Service Base Fee introduced in 2013

## Saint Paul Regional Water Services 2024 Midwest Water Rates - 7200 CF Annual Usage



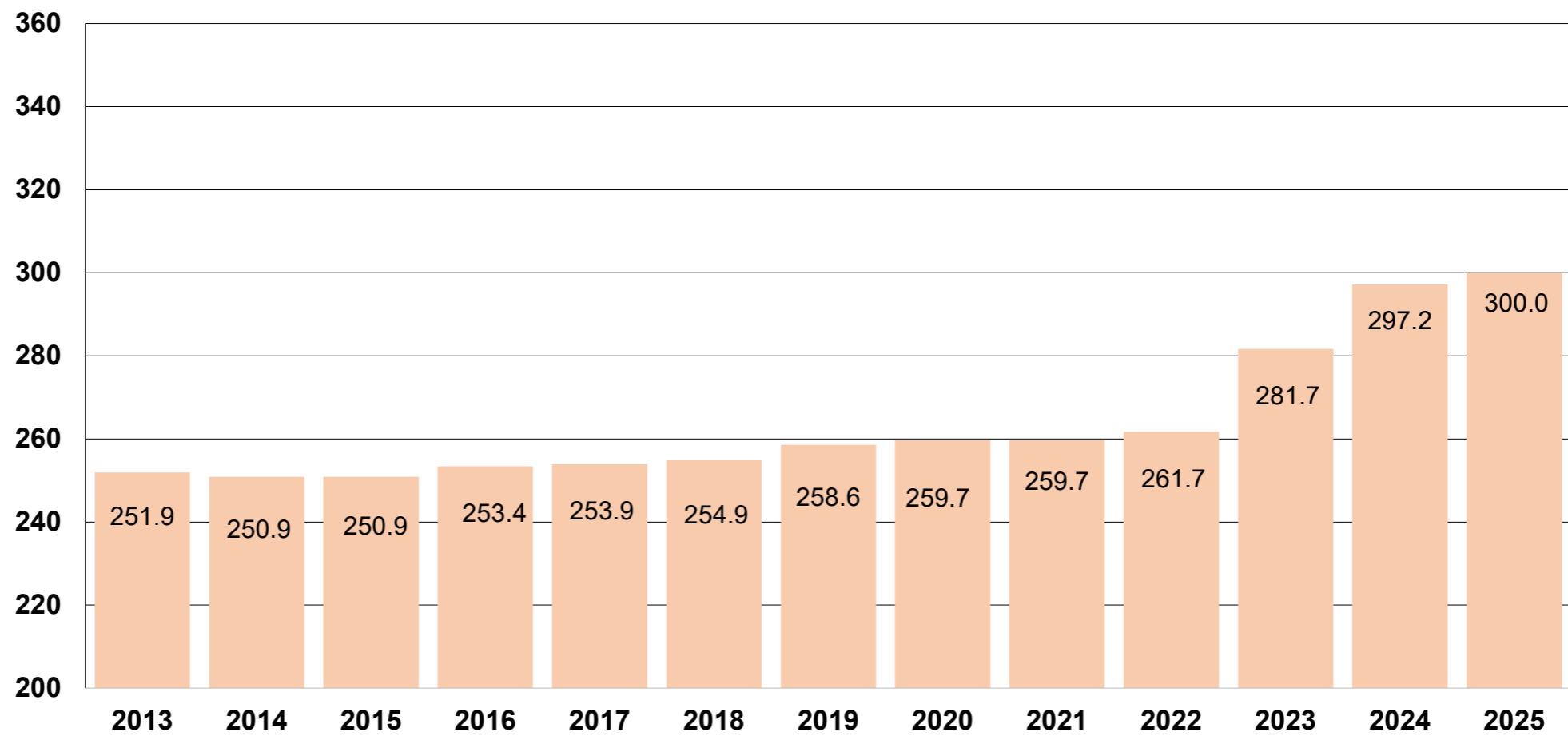
**Saint Paul Regional Water Services  
Comparative Residential Water Charges\*-2023**



\*based on annual consumption of 12,000 cf

Source: Advisory Board to Massachusetts Water Resource Authority (MWRA) Annual Water and Sewer Rate Survey

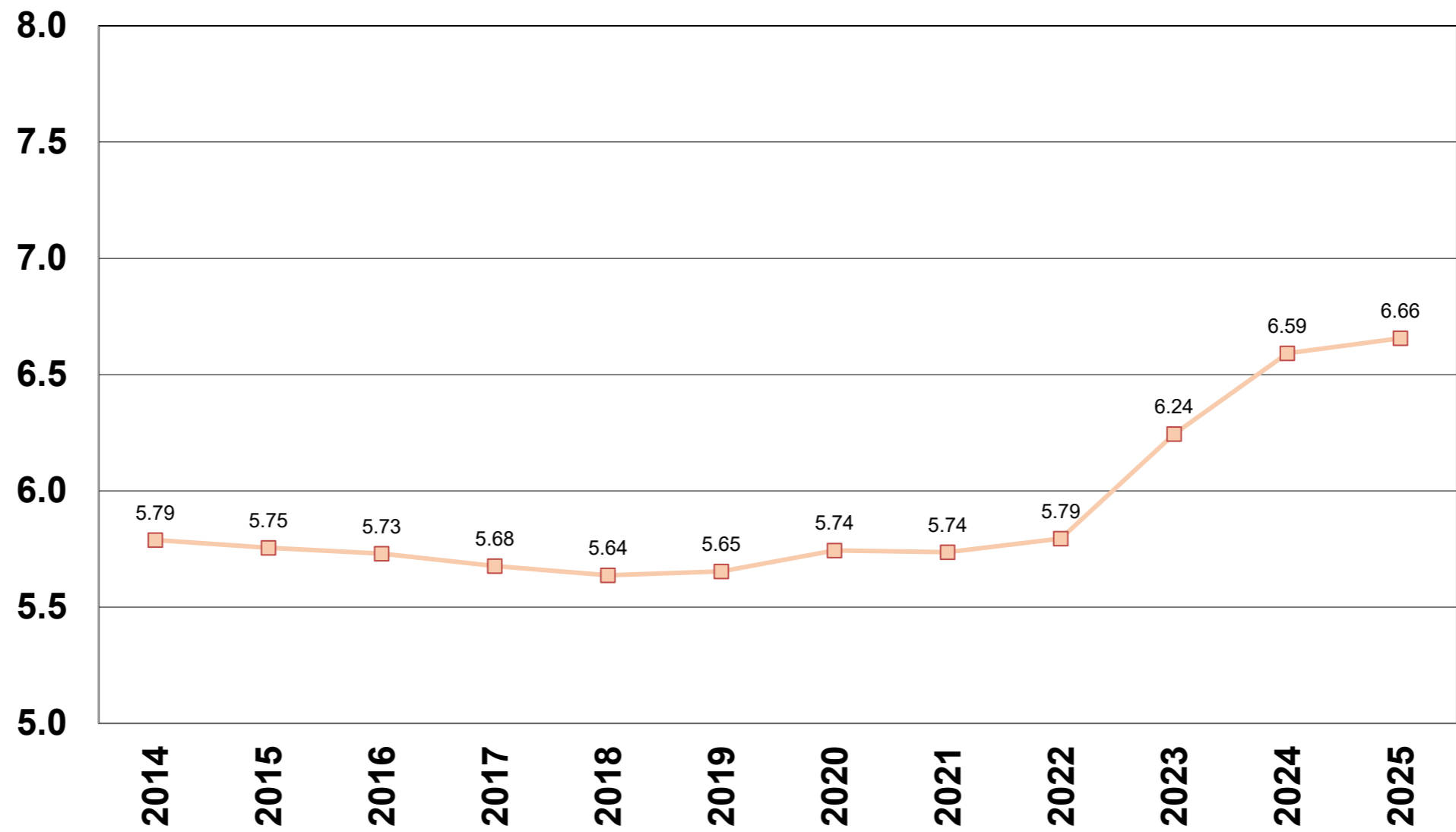
## Saint Paul Regional Water Services Employees\*



\*budgeted full time equivalents (FTE's)

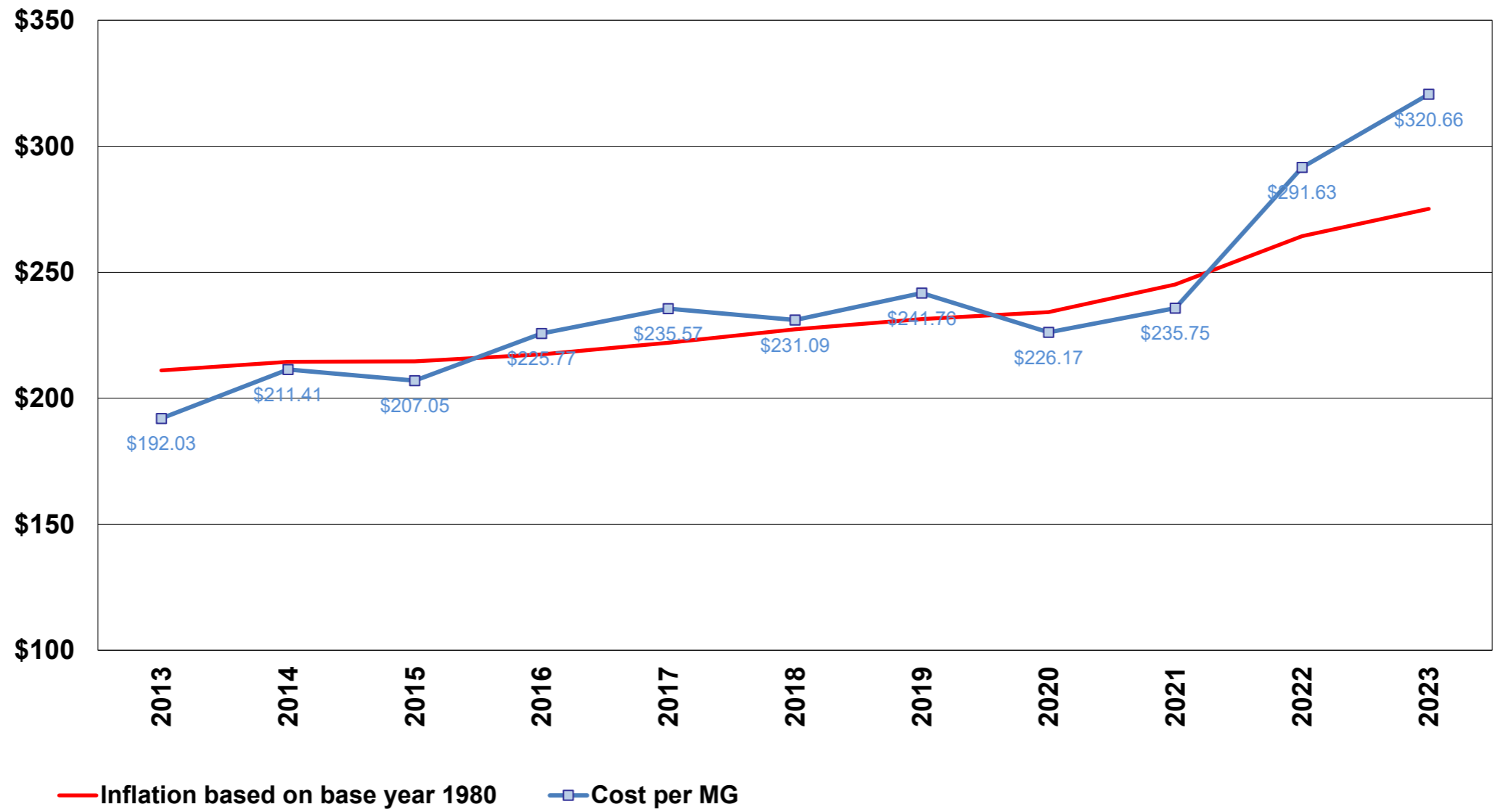


### Saint Paul Regional Water Services Ratio of Employees\* per 10,000 Customers

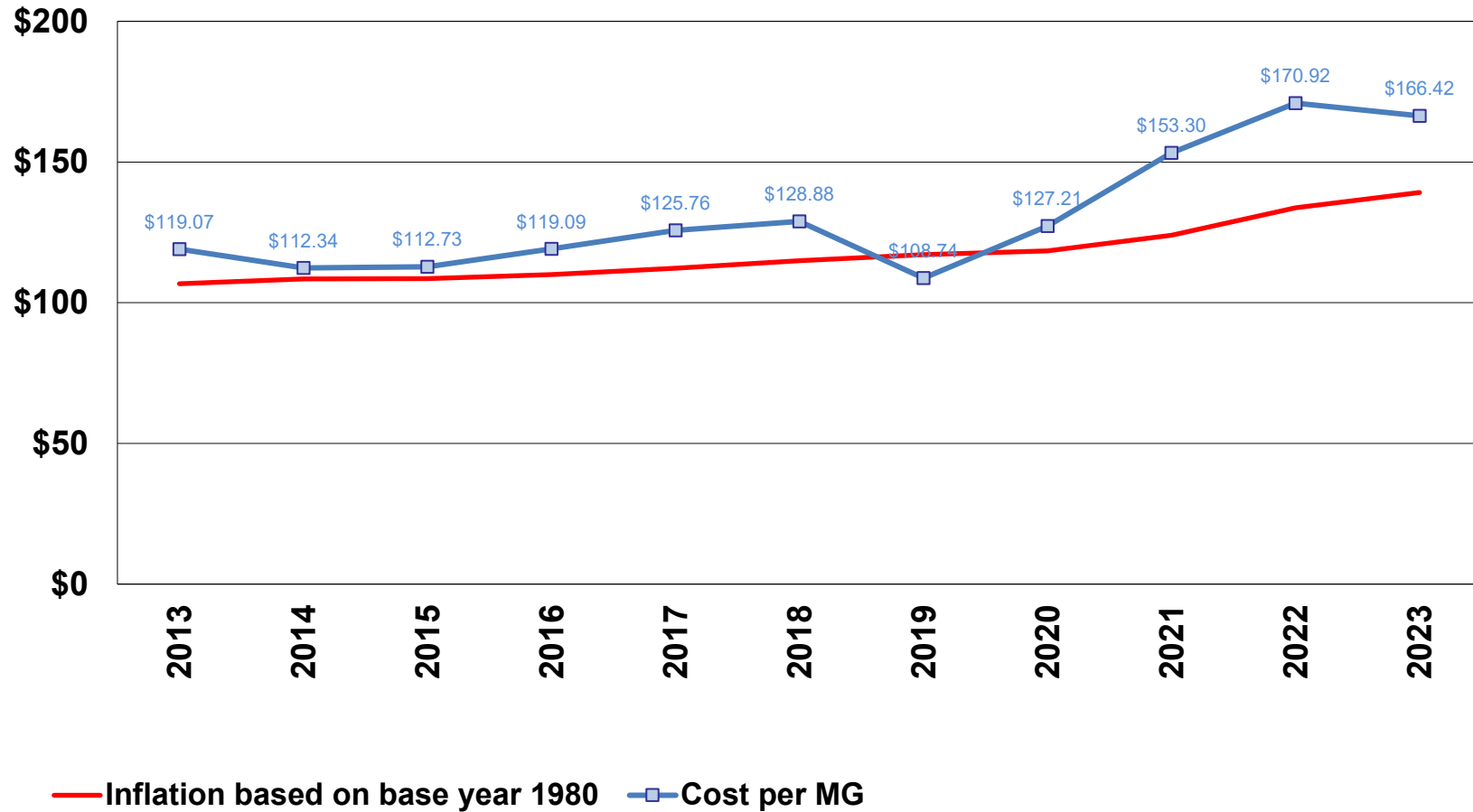


\*per budgeted full time equivalents (FTE's)

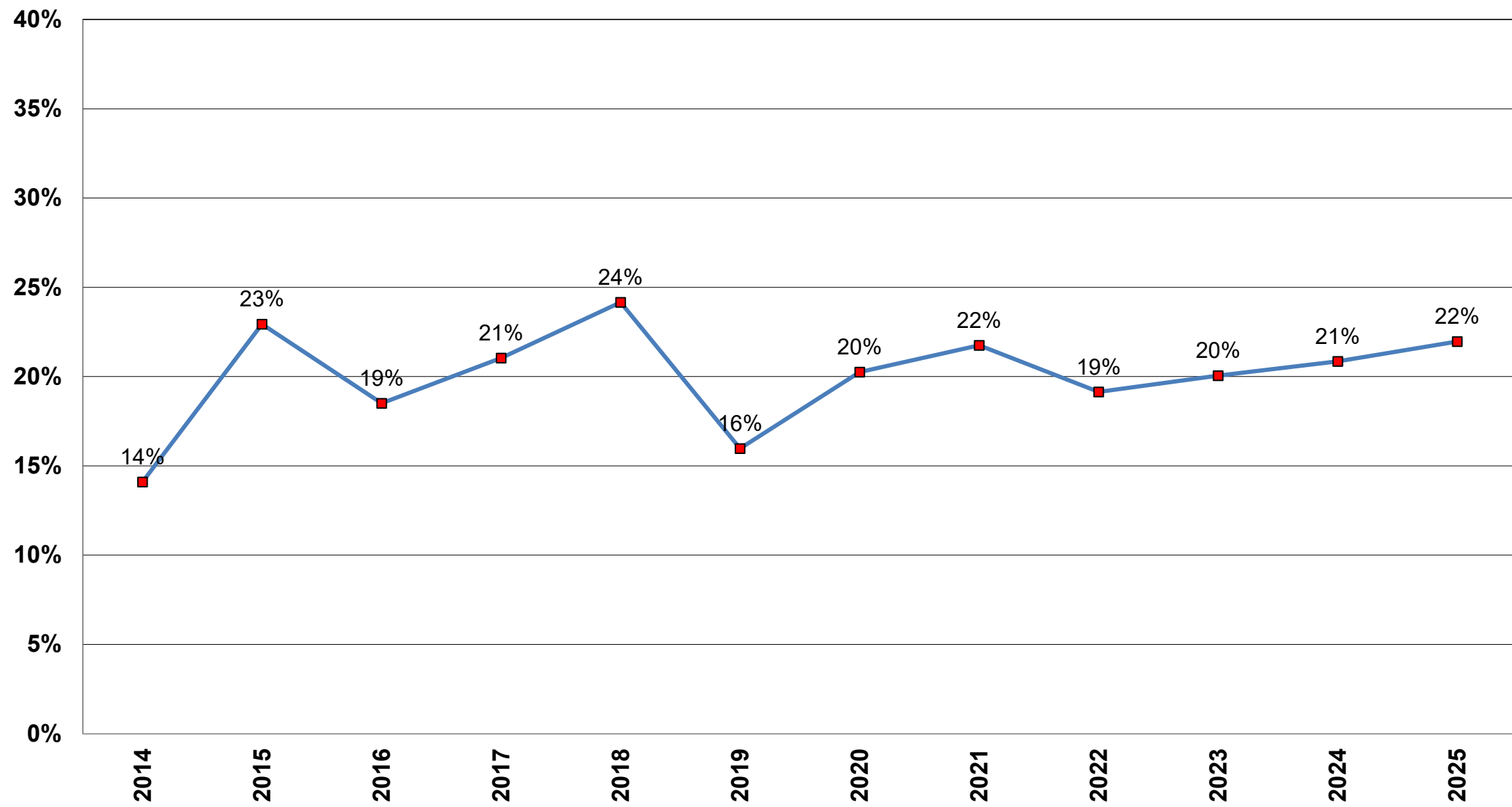
## Saint Paul Regional Water Services Chemical Cost Per Million Gallons of Treated Water



# Saint Paul Regional Water Services Electrical Cost Per Million Gallons of Treated Water

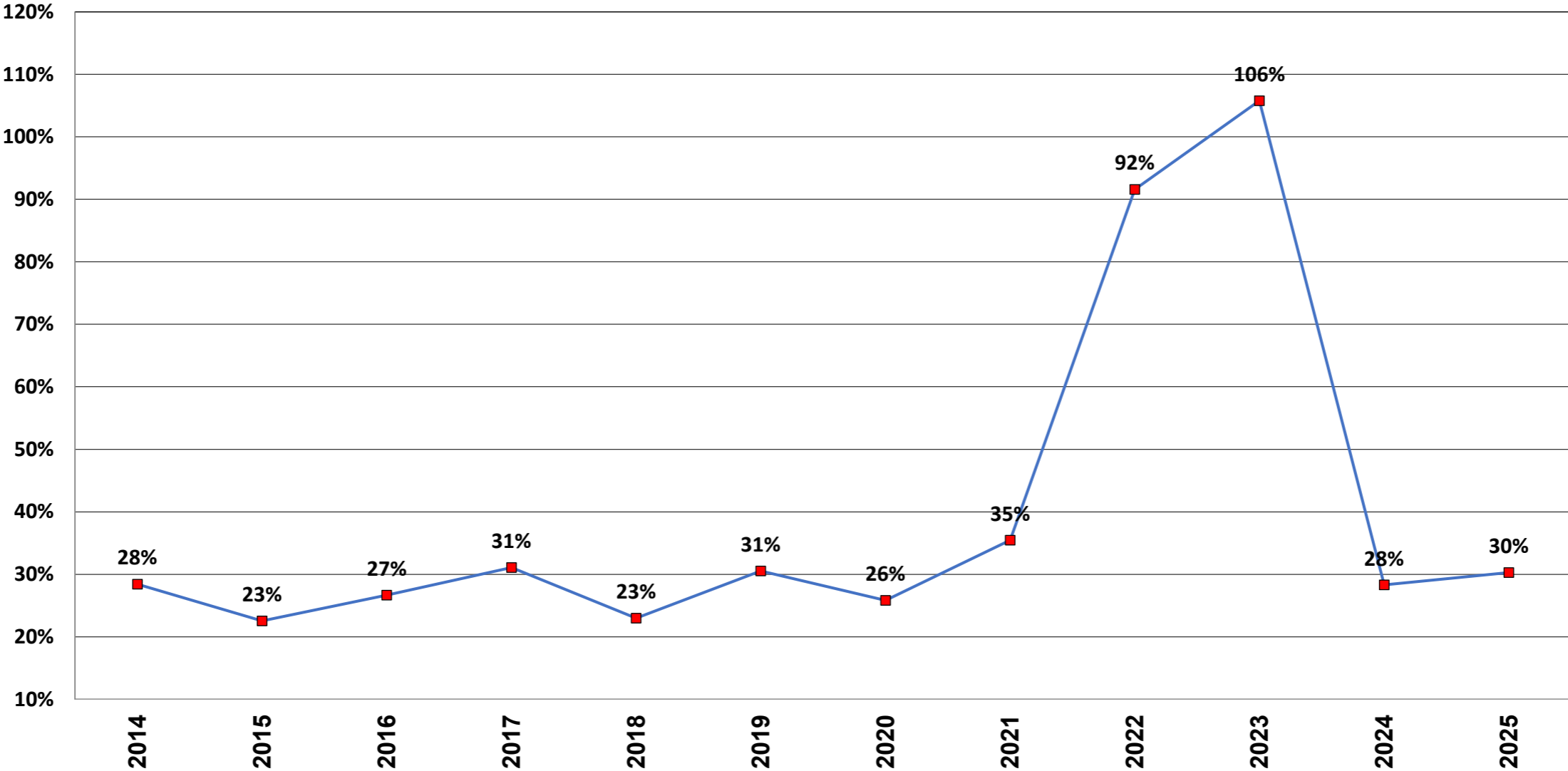


### Saint Paul Regional Water Services Operating Income vs Operating Revenue



2023 , 2024 & 2025 are estimated

### Saint Paul Regional Water Services Capital Improvements\* vs Operating Revenue



\*Disbursements  
2024 & 2025 are budgeted capital outlay

Peaks are due to bond or note issuance

**St Paul Regional Water Services  
2025 Financing Budget**

ACCOUNT TYPE (Multiple Items)  
DIVISION (All)

AU	AU DESCRIPTION	MAJOR SUBTOTALS	GeneralLedg Account.AccountDescription	2022 AUDITED ACTUAL	2023 PRELIMINARY ACTUAL	2022 ADOPTED BUDGET	2023 ADOPTED BUDGET	2024 ADOPTED BUDGET	2025 PROPOSED BUDGET
69082240	DD STOREHOUSE AND YARD	08 Other		0.00	1,856.05	0.00	0.00	0.00	0.00
<b>69082240 Total</b>				<b>0.00</b>	<b>1,856.05</b>	<b>0.00</b>	<b>0.00</b>	<b>0.00</b>	<b>0.00</b>
69082261	DD AUTO TRUCK MAINTENANCE	08 Other		0.00	6,000.00	0.00	0.00	0.00	0.00
<b>69082261 Total</b>				<b>0.00</b>	<b>6,000.00</b>	<b>0.00</b>	<b>0.00</b>	<b>0.00</b>	<b>0.00</b>
69082350	ED HOMEOWNER LEAD REPLAC LO/	06 Assessments		(93,803.59)	(373,461.66)	(505,000.00)	(205,000.00)	(305,000.00)	(305,000.00)
		07 Miscellaneous		(175,904.10)	568.00	0.00	0.00	0.00	0.00
		10 Debt		0.00	0.00	(250,000.00)	0.00	0.00	0.00
<b>69082350 Total</b>				<b>(269,707.69)</b>	<b>(372,893.66)</b>	<b>(755,000.00)</b>	<b>(205,000.00)</b>	<b>(305,000.00)</b>	<b>(305,000.00)</b>
69082430	PD TREATMENT AND PUMPING	08 Other		0.00	3,314.90	0.00	0.00	0.00	0.00
<b>69082430 Total</b>				<b>0.00</b>	<b>3,314.90</b>	<b>0.00</b>	<b>0.00</b>	<b>0.00</b>	<b>0.00</b>
69082500	WG WATER GRANTS	07 Miscellaneous		(2,416,342.75)	(8,842,889.18)	0.00	(18,000,000.00)	(49,500,000.00)	(35,000,000.00)
<b>69082500 Total</b>				<b>(2,416,342.75)</b>	<b>(8,842,889.18)</b>	<b>0.00</b>	<b>(18,000,000.00)</b>	<b>(49,500,000.00)</b>	<b>(35,000,000.00)</b>
69082615	GA WORKERS COMPENSATION	07 Miscellaneous		(571,849.37)	0.00	0.00	0.00	0.00	0.00
<b>69082615 Total</b>				<b>(571,849.37)</b>	<b>0.00</b>	<b>0.00</b>	<b>0.00</b>	<b>0.00</b>	<b>0.00</b>
69082630	GA WATER REVENUE QUARTERLY	01 Water Sales		(31,244,867.62)	(34,962,903.16)	(31,296,821.00)	(34,270,018.00)	(37,525,669.00)	(41,090,607.00)
		02 Other Water		(589,438.41)	(680,986.04)	(457,000.00)	(474,000.00)	(504,000.00)	(554,000.00)
		03 Hydrant Meter		(5,100.00)	(4,632.00)	(10,000.00)	(4,000.00)	(4,000.00)	(4,000.00)
<b>69082630 Total</b>				<b>(31,839,406.03)</b>	<b>(35,648,521.20)</b>	<b>(31,763,821.00)</b>	<b>(34,748,018.00)</b>	<b>(38,033,669.00)</b>	<b>(41,648,607.00)</b>
69082632	GA WATER REVENUE MONTHLY	01 Water Sales		(27,146,715.95)	(30,067,935.74)	(27,191,366.00)	(29,774,546.00)	(32,603,128.00)	(35,700,425.00)
		02 Other Water		(155,438.99)	(178,580.04)	(65,000.00)	(95,000.00)	(100,000.00)	(140,000.00)
		03 Hydrant Meter		(96.00)	(84.00)	(250.00)	(50.00)	(100.00)	(100.00)
<b>69082632 Total</b>				<b>(27,302,250.94)</b>	<b>(30,246,599.78)</b>	<b>(27,256,616.00)</b>	<b>(29,869,596.00)</b>	<b>(32,703,228.00)</b>	<b>(35,840,525.00)</b>
69082634	GA WATER REVENUE WHOLESALE	01 Water Sales		(7,703,668.42)	(8,811,955.24)	(7,009,798.00)	(7,837,837.00)	(8,498,160.00)	(9,510,940.00)
<b>69082634 Total</b>				<b>(7,703,668.42)</b>	<b>(8,811,955.24)</b>	<b>(7,009,798.00)</b>	<b>(7,837,837.00)</b>	<b>(8,498,160.00)</b>	<b>(9,510,940.00)</b>
69082636	GA WATER REVENUE OTHER	01 Water Sales		(24,900.32)	(32,384.76)	(30,000.00)	(32,850.00)	(35,971.00)	(35,971.00)
		02 Other Water		(279,296.44)	(283,008.68)	(260,000.00)	(271,000.00)	(281,000.00)	(281,000.00)
		03 Hydrant Meter		(82,479.32)	(116,397.04)	(114,000.00)	(109,000.00)	(116,000.00)	(116,000.00)
<b>69082636 Total</b>				<b>(386,676.08)</b>	<b>(431,790.48)</b>	<b>(404,000.00)</b>	<b>(412,850.00)</b>	<b>(432,971.00)</b>	<b>(432,971.00)</b>
69082640	GA OTHER REVENUES	01 Water Sales		(1,893,658.69)	(1,902,773.01)	(1,875,000.00)	(1,875,000.00)	(1,875,000.00)	(1,875,000.00)
		02 Other Water		(533,939.32)	(607,182.02)	(536,000.00)	(533,000.00)	(568,000.00)	(568,000.00)
		03 Hydrant Meter		(93,424.50)	(97,448.71)	(100,000.00)	(88,000.00)	(102,000.00)	(102,000.00)
		04 Permits		(172,824.00)	(172,435.50)	(267,600.00)	(224,600.00)	(178,500.00)	(178,500.00)
		06 Assessments		(30,290.54)	(2,507,817.26)	(8,000.00)	(8,000.00)	(8,000.00)	(8,000.00)
		07 Miscellaneous		(897,909.68)	(153,913.01)	(51,500.00)	(35,500.00)	(21,000.00)	(21,000.00)
		08 Other		(3,850,768.08)	(4,568,237.87)	(5,369,079.00)	(9,289,838.00)	(10,620,126.42)	(10,954,956.00)
		09 Contributions		0.00	0.00	0.00	0.00	0.00	0.00
<b>69082640 Total</b>				<b>(7,472,814.81)</b>	<b>(10,009,807.38)</b>	<b>(8,207,179.00)</b>	<b>(12,053,938.00)</b>	<b>(13,372,626.42)</b>	<b>(13,707,456.00)</b>

**St Paul Regional Water Services  
2025 Financing Budget**

ACCOUNT TYPE (Multiple Items)  
DIVISION (All)

AU	AU DESCRIPTION	MAJOR SUBTOTALS	GeneralLedg Account.AccountDescription	2022 AUDITED ACTUAL	2023 PRELIMINARY ACTUAL	2022 ADOPTED BUDGET	2023 ADOPTED BUDGET	2024 ADOPTED BUDGET	2025 PROPOSED BUDGET
69082650	GA ASSETS CONTRIBUTED	02 Other Water		0.00	0.00	0.00	0.00	0.00	0.00
		07 Miscellaneous		0.00	0.00	0.00	0.00	0.00	0.00
		09 Contributions		(446,783.96)	(1,997,867.20)	(630,000.00)	(465,000.00)	(465,000.00)	(465,000.00)
<b>69082650 Total</b>				<b>(446,783.96)</b>	<b>(1,997,867.20)</b>	<b>(630,000.00)</b>	<b>(465,000.00)</b>	<b>(465,000.00)</b>	<b>(465,000.00)</b>
69082958	CP MCCARRONS PLANT IMPROVEM	08 DEBT		0.00	(33,845,342.72)	0.00	0.00	(70,000,000.00)	0.00
		10 Debt		(41,801,068.95)	(37,771,162.69)	0.00	0.00	0.00	0.00
<b>69082958 Total</b>				<b>(41,801,068.95)</b>	<b>(71,616,505.41)</b>	<b>0.00</b>	<b>0.00</b>	<b>(70,000,000.00)</b>	<b>0.00</b>
69082959	CP CAP IMPROV GRANT FUNDED	07 Miscellaneous		0.00	0.00	0.00	0.00	(2,500,000.00)	0.00
		10 Debt		0.00	0.00	0.00	(7,500,000.00)	(2,500,000.00)	0.00
<b>69082959 Total</b>				<b>0.00</b>	<b>0.00</b>	<b>0.00</b>	<b>(7,500,000.00)</b>	<b>(5,000,000.00)</b>	<b>0.00</b>
69099999	WATER UTILITY BALANCE SHEET	06 Assessments		0.00	(2,788.82)	0.00	0.00	0.00	0.00
<b>69099999 Total</b>				<b>0.00</b>	<b>(2,788.82)</b>	<b>0.00</b>	<b>0.00</b>	<b>0.00</b>	<b>0.00</b>
690682021N	NP 2021X DW PFA NOTE PROCEEDS	10 Debt		8,475,717.59	96,514.05	0.00	0.00	0.00	0.00
<b>690682021N Total</b>				<b>8,475,717.59</b>	<b>96,514.05</b>	<b>0.00</b>	<b>0.00</b>	<b>0.00</b>	<b>0.00</b>
690682022NP	NP 2022 DW07 PFA NOTE PROCEED	10 Debt		33,325,351.36	12,674,648.64	0.00	0.00	0.00	0.00
<b>690682022NP Total</b>				<b>33,325,351.36</b>	<b>12,674,648.64</b>	<b>0.00</b>	<b>0.00</b>	<b>0.00</b>	<b>0.00</b>
690682023A	BOND 2023A WATER REVENUE BOF	08 Other		0.00	(2,272,833.02)	0.00	0.00	0.00	0.00
		10 Debt		0.00	0.00	0.00	0.00	0.00	0.00
<b>690682023A Total</b>				<b>0.00</b>	<b>(2,272,833.02)</b>	<b>0.00</b>	<b>0.00</b>	<b>0.00</b>	<b>0.00</b>
690682023N	NP 2023 DW08 PFA NOTE PROCEED	10 Debt		0.00	25,000,000.00	0.00	0.00	0.00	0.00
<b>690682023N Total</b>				<b>0.00</b>	<b>25,000,000.00</b>	<b>0.00</b>	<b>0.00</b>	<b>0.00</b>	<b>0.00</b>
6906920XX	NP 20XX FUTURE DEBT PROCEEDS	10 Debt		0.00	0.00	(116,030,000.00)	0.00	0.00	0.00
<b>6906920XX Total</b>				<b>0.00</b>	<b>0.00</b>	<b>(116,030,000.00)</b>	<b>0.00</b>	<b>0.00</b>	<b>0.00</b>
690952013AR	DR 2013A WR REFUND BD RESERVE	08 Other		(17,951.45)	(6,818.65)	0.00	0.00	0.00	0.00
<b>690952013AR Total</b>				<b>(17,951.45)</b>	<b>(6,818.65)</b>	<b>0.00</b>	<b>0.00</b>	<b>0.00</b>	<b>0.00</b>
690972016XR	DR 2016 NOTE RESERVE	08 Other		(5,417.58)	(16,071.80)	0.00	0.00	0.00	0.00
<b>690972016XR Total</b>				<b>(5,417.58)</b>	<b>(16,071.80)</b>	<b>0.00</b>	<b>0.00</b>	<b>0.00</b>	<b>0.00</b>
690982010AR	DR 2010A PFA DW02 NOTE RESERV	08 Other		(27,097.68)	(49,093.33)	0.00	0.00	0.00	0.00
<b>690982010AR Total</b>				<b>(27,097.68)</b>	<b>(49,093.33)</b>	<b>0.00</b>	<b>0.00</b>	<b>0.00</b>	<b>0.00</b>
690982010BR	DR 2010B PFA DW03 NOTE RESERV	08 Other		(6,989.27)	(12,662.80)	0.00	0.00	0.00	0.00
<b>690982010BR Total</b>				<b>(6,989.27)</b>	<b>(12,662.80)</b>	<b>0.00</b>	<b>0.00</b>	<b>0.00</b>	<b>0.00</b>
690982013XR	DR 2013X PFA DW04 NOTE RESERV	08 Other		(2,580.26)	(4,674.54)	0.00	0.00	0.00	0.00
<b>690982013XR Total</b>				<b>(2,580.26)</b>	<b>(4,674.54)</b>	<b>0.00</b>	<b>0.00</b>	<b>0.00</b>	<b>0.00</b>
69088888	FINANCIAL REPORTING NONCASH	08 Other		7,875,485.41	(893,721.48)	0.00	0.00	0.00	0.00
<b>69088888 Total</b>				<b>7,875,485.41</b>	<b>(893,721.48)</b>	<b>0.00</b>	<b>0.00</b>	<b>0.00</b>	<b>0.00</b>
<b>Grand Total</b>				<b>(70,594,050.88)</b>	<b>(133,455,160.33)</b>	<b>(192,056,414.00)</b>	<b>(111,092,239.00)</b>	<b>(218,310,654.42)</b>	<b>(136,910,499.00)</b>

**St Paul Regional Water Services  
2025 Spending Budget  
Summary of Major Categories for all Divisions**

ACCOUNT TYPE (Multiple Items)  
DIVISION (All)

AU	AU DESCRIPTION	MAJOR SUBTOTALS	Account	AccountDescription	2022 AUDITED ACTUAL	2023 PRELIMINARY ACTUAL	2022 ADOPTED BUDGET	2023 ADOPTED BUDGET	2024 ADOPTED BUDGET	2025 PROPOSED BUDGET
69082100	AD GENERAL ADMINISTRATION	01 LABOR			457,648.16	820,317.72	462,655.00	1,069,714.00	818,240.00	813,921.00
		02 FRINGES			255,910.36	406,761.60	281,961.00	378,550.00	336,799.62	325,693.00
		03 SERVICES			88,439.98	5,237,036.74	130,300.00	5,339,869.00	5,691,818.00	5,810,624.00
		04 MATERIALS			6,996.72	125,602.12	11,950.00	134,600.00	154,500.00	141,500.00
		06 OTHER			0.00	1,241,495.87	0.00	264,000.00	364,000.00	590,900.00
		07 DEPRECIATION			0.00	73,711.57	0.00	0.00	0.00	0.00
		<b>69082100 Total</b>					<b>808,995.22</b>	<b>7,904,925.62</b>	<b>886,866.00</b>	<b>7,186,733.00</b>
69082105	AD GENERAL OPS AND MNTC	01 LABOR			42,080.74	0.00	40,000.00	0.00	0.00	0.00
		02 FRINGES			15,990.38	(0.00)	6,323.00	0.00	0.00	0.00
		03 SERVICES			5,370,169.26	0.00	5,195,150.00	0.00	0.00	0.00
		04 MATERIALS			119,530.53	0.00	143,750.00	0.00	0.00	0.00
		06 OTHER			264,793.68	0.00	314,000.00	0.00	0.00	0.00
		07 DEPRECIATION			69,840.18	0.00	0.00	0.00	0.00	0.00
		<b>69082105 Total</b>					<b>5,882,404.77</b>	<b>(0.00)</b>	<b>5,699,223.00</b>	<b>0.00</b>
69082107	AD SAFETY AND SECURITY	01 LABOR			251,072.00	285,229.14	227,580.00	238,313.00	262,652.00	273,191.00
		02 FRINGES			104,402.92	99,912.52	95,791.00	95,736.00	78,989.28	88,948.00
		03 SERVICES			40,304.56	111,379.47	90,928.00	93,428.00	93,324.00	137,300.00
		04 MATERIALS			98,157.56	59,230.75	158,750.00	98,750.00	105,750.00	104,950.00
		06 OTHER			0.00	0.00	0.00	0.00	0.00	0.00
		<b>69082107 Total</b>					<b>493,937.04</b>	<b>555,751.88</b>	<b>573,049.00</b>	<b>526,227.00</b>
69082110	BD BUSINESS ADMINISTRATION	01 LABOR			149,439.87	165,599.52	144,225.00	153,977.00	159,342.00	186,421.00
		02 FRINGES			48,294.83	46,615.20	65,934.00	65,844.00	54,975.00	71,545.00
		03 SERVICES			4,565.30	4,012.00	2,300.00	400.00	604.00	0.00
		04 MATERIALS			9,570.60	8,931.65	8,200.00	8,200.00	8,200.00	500.00
		07 DEPRECIATION			613.16	613.16	0.00	0.00	0.00	0.00
		<b>69082110 Total</b>					<b>212,483.76</b>	<b>225,771.53</b>	<b>220,659.00</b>	<b>228,421.00</b>
69082115	AD BUSINESS IMPROVEMENT UNIT	01 LABOR			271,762.14	0.00	305,123.00	0.00	0.00	0.00
		02 FRINGES			100,715.15	(0.00)	115,409.00	0.00	0.00	0.00
		03 SERVICES			8,913.19	0.00	16,200.00	0.00	0.00	0.00
		04 MATERIALS			815.00	0.00	1,500.00	0.00	0.00	0.00
<b>69082115 Total</b>					<b>382,205.48</b>	<b>0.00</b>	<b>438,232.00</b>	<b>0.00</b>	<b>0.00</b>	<b>0.00</b>
69082120	BD CALL CENTER	01 LABOR			631,072.35	685,739.11	664,806.00	699,078.00	735,376.00	768,221.00
		02 FRINGES			281,993.25	300,798.23	341,188.00	338,347.00	347,150.04	364,305.00
		03 SERVICES			412,048.12	510,172.11	439,250.00	442,250.00	468,500.00	562,100.00
		04 MATERIALS			76,228.29	74,677.83	105,000.00	122,000.00	122,000.00	119,000.00
		07 DEPRECIATION			0.00	0.00	0.00	0.00	0.00	0.00
		<b>69082120 Total</b>					<b>1,401,342.01</b>	<b>1,571,387.28</b>	<b>1,550,244.00</b>	<b>1,601,675.00</b>
69082130	BD FINANCIAL SERVICES	01 LABOR			512,279.79	724,073.66	643,033.00	649,264.00	711,665.00	743,779.00
		02 FRINGES			329,644.96	378,235.34	451,022.00	449,275.00	467,610.77	480,184.00
		03 SERVICES			423,988.75	501,406.82	681,200.00	500,700.00	197,400.00	301,000.00



**St Paul Regional Water Services  
2025 Spending Budget  
Summary of Major Categories for all Divisions**

ACCOUNT TYPE (Multiple Items)  
DIVISION (All)

AU	AU DESCRIPTION	MAJOR SUBTOTALS	Account	AccountDescription	2022 AUDITED ACTUAL	2023 PRELIMINARY ACTUAL	2022 ADOPTED BUDGET	2023 ADOPTED BUDGET	2024 ADOPTED BUDGET	2025 PROPOSED BUDGET
69082130	BD FINANCIAL SERVICES	04 MATERIALS			2,613.32	5,224.39	8,400.00	7,500.00	5,500.00	6,000.00
		07 DEPRECIATION			10,771.84	10,771.84	0.00	0.00	0.00	0.00
<b>69082130 Total</b>					<b>1,279,298.66</b>	<b>1,619,712.05</b>	<b>1,783,655.00</b>	<b>1,606,739.00</b>	<b>1,382,175.77</b>	<b>1,530,963.00</b>
69082140	BD INFORMATION SERVICES UNIT	01 LABOR			990,390.04	1,102,992.77	1,127,825.00	1,163,051.00	1,239,123.00	1,300,499.00
		02 FRINGES			385,871.29	410,712.94	503,926.00	472,230.00	499,835.17	530,882.50
		03 SERVICES			595,033.42	705,044.34	1,213,709.00	1,902,261.00	942,314.00	1,343,076.00
		04 MATERIALS			270,613.15	250,755.13	533,771.00	387,988.00	1,010,400.00	707,423.00
		07 DEPRECIATION			94,858.12	95,262.36	0.00	0.00	0.00	0.00
		09 LOSS ON DISPOSAL			2,095.41	0.00	0.00	0.00	0.00	0.00
<b>69082140 Total</b>					<b>2,338,861.43</b>	<b>2,564,767.54</b>	<b>3,379,231.00</b>	<b>3,925,530.00</b>	<b>3,691,672.17</b>	<b>3,881,880.50</b>
69082150	BD METER OPERATIONS	01 LABOR			912,393.34	960,591.35	1,006,761.00	1,024,830.00	995,017.00	743,400.00
		02 FRINGES			413,425.45	410,033.49	448,431.00	463,197.00	456,555.15	337,283.00
		03 SERVICES			112,744.37	87,715.49	114,500.00	115,500.00	111,000.00	263,500.00
		04 MATERIALS			247,755.63	315,826.69	246,000.00	366,200.00	185,500.00	163,500.00
		05 CAPITAL			0.00	0.00	0.00	0.00	0.00	0.00
		06 OTHER			0.00	0.00	0.00	0.00	0.00	0.00
		07 DEPRECIATION			823,718.30	833,988.04	0.00	0.00	0.00	0.00
		09 LOSS ON DISPOSAL			6,360.34	19,985.68	0.00	0.00	0.00	0.00
<b>69082150 Total</b>					<b>2,516,397.43</b>	<b>2,628,140.74</b>	<b>1,815,692.00</b>	<b>1,969,727.00</b>	<b>1,748,072.15</b>	<b>1,507,683.00</b>
69082160	BD REVENUE MANAGEMENT	06 OTHER			0.00	0.00	0.00	0.00	0.00	0.00
<b>69082160 Total</b>					<b>0.00</b>	<b>0.00</b>	<b>0.00</b>	<b>0.00</b>	<b>0.00</b>	<b>0.00</b>
69082170	AD TRAVEL AND TRAINING	01 LABOR			0.00	0.00	0.00	0.00	0.00	0.00
		02 FRINGES			0.00	(0.00)	0.00	0.00	0.00	0.00
		03 SERVICES			161,041.08	301,723.47	222,900.00	340,875.00	369,200.00	316,675.00
		04 MATERIALS			517.67	2,056.70	4,800.00	2,500.00	2,500.00	2,000.00
		06 OTHER			0.00	0.00	0.00	0.00	0.00	0.00
<b>69082170 Total</b>					<b>161,558.75</b>	<b>303,780.17</b>	<b>227,700.00</b>	<b>343,375.00</b>	<b>371,700.00</b>	<b>318,675.00</b>
69082210	DD MAINS HYDRANTS SERVICES	01 LABOR			4,202,038.13	4,741,023.74	3,966,838.00	4,218,116.00	4,307,426.00	4,728,075.54
		02 FRINGES			2,076,055.88	2,097,922.47	2,604,552.00	2,304,348.00	2,326,736.11	2,504,807.00
		03 SERVICES			2,131,016.55	2,072,806.47	2,363,800.00	2,382,200.00	2,518,746.00	2,839,765.00
		04 MATERIALS			1,266,509.78	1,581,088.01	1,027,500.00	1,065,650.00	1,116,800.00	1,143,500.00
		05 CAPITAL			0.00	0.00	0.00	0.00	0.00	0.00
		06 OTHER			0.00	0.00	0.00	0.00	0.00	0.00
		07 DEPRECIATION			5,699,046.72	5,949,263.27	0.00	0.00	0.00	0.00
		09 LOSS ON DISPOSAL			511,792.37	1,904,358.29	0.00	0.00	0.00	0.00
<b>69082210 Total</b>					<b>15,886,459.43</b>	<b>18,346,462.25</b>	<b>9,962,690.00</b>	<b>9,970,314.00</b>	<b>10,269,708.11</b>	<b>11,216,147.54</b>
69082220	DD PUMP STATIONS AND STORAGE FACILITIE:	01 LABOR			0.00	198,428.85	0.00	233,456.00	295,491.00	322,701.00
		02 FRINGES			0.00	67,280.92	0.00	123,703.00	103,430.66	130,971.00
		03 SERVICES			0.00	32,400.50	0.00	28,000.00	90,300.00	105,600.00
		04 MATERIALS			0.00	9,587.27	0.00	20,800.00	472,000.00	472,825.00

**St Paul Regional Water Services  
2025 Spending Budget  
Summary of Major Categories for all Divisions**

ACCOUNT TYPE (Multiple Items)  
DIVISION (All)

AU	AU DESCRIPTION	MAJOR SUBTOTALS	Account	AccountDescription	2022 AUDITED ACTUAL	2023 PRELIMINARY ACTUAL	2022 ADOPTED BUDGET	2023 ADOPTED BUDGET	2024 ADOPTED BUDGET	2025 PROPOSED BUDGET
69082220	DD PUMP STATIONS AND STORAGE FACILITIES	07 DEPRECIATION			2,360.21	167,636.80	0.00	0.00	0.00	0.00
<b>69082220 Total</b>					<b>2,360.21</b>	<b>475,334.34</b>	<b>0.00</b>	<b>405,959.00</b>	<b>961,221.66</b>	<b>1,032,097.00</b>
69082240	DD STOREHOUSE AND YARD	01 LABOR			(201,620.63)	(133,239.27)	(80,330.00)	(86,305.00)	(79,936.00)	(65,280.00)
		02 FRINGES			113,829.64	109,665.98	134,699.00	103,641.00	108,951.93	102,548.00
		03 SERVICES			33,244.22	35,199.68	86,500.00	39,700.00	37,000.00	38,500.00
		04 MATERIALS			10,964.45	9,019.91	11,500.00	11,500.00	13,600.00	14,475.00
		07 DEPRECIATION			15,956.63	12,473.68	0.00	0.00	0.00	0.00
		09 LOSS ON DISPOSAL			0.00	0.00	0.00	0.00	0.00	0.00
<b>69082240 Total</b>					<b>(27,625.69)</b>	<b>33,119.98</b>	<b>152,369.00</b>	<b>68,536.00</b>	<b>79,615.93</b>	<b>90,243.00</b>
69082260	DD GARAGE	01 LABOR			(5,835.40)	250,043.23	0.00	0.00	0.00	0.00
		02 FRINGES			(500.32)	96,100.12	1.00	0.00	(0.16)	0.00
		03 SERVICES			0.00	41,068.65	(500.00)	0.00	0.00	0.00
		04 MATERIALS			0.00	70,310.65	0.00	0.00	0.00	0.00
		07 DEPRECIATION			0.00	7,115.93	0.00	0.00	0.00	0.00
<b>69082260 Total</b>					<b>(6,335.72)</b>	<b>464,638.58</b>	<b>(499.00)</b>	<b>0.00</b>	<b>(0.16)</b>	<b>0.00</b>
69082261	DD AUTO TRUCK MAINTENANCE	01 LABOR			(0.00)	58,626.89	0.00	0.00	0.00	0.00
		02 FRINGES			(0.00)	32,393.72	0.00	0.00	0.00	0.00
		03 SERVICES			(0.00)	(1,629,394.56)	0.00	0.00	0.00	0.00
		04 MATERIALS			0.00	494,474.64	0.00	0.00	0.00	0.00
		07 DEPRECIATION			0.00	629,439.71	(450,000.00)	(450,000.00)	(450,000.00)	(450,000.00)
		09 LOSS ON DISPOSAL			0.00	5,577.52	0.00	0.00	0.00	0.00
<b>69082261 Total</b>					<b>(0.00)</b>	<b>(408,882.08)</b>	<b>(450,000.00)</b>	<b>(450,000.00)</b>	<b>(450,000.00)</b>	<b>(450,000.00)</b>
69082262	DD TRACTOR MAINTENANCE	01 LABOR			0.00	16,220.71	0.00	0.00	0.00	0.00
		02 FRINGES			0.00	8,345.15	0.00	0.00	0.00	0.00
		03 SERVICES			(0.00)	(447,928.34)	0.00	0.00	0.00	0.00
		04 MATERIALS			0.00	124,681.44	0.00	0.00	0.00	0.00
		05 CAPITAL			0.00	0.00	0.00	0.00	0.00	0.00
		07 DEPRECIATION			0.00	155,557.71	(162,000.00)	(162,000.00)	(162,000.00)	(162,000.00)
		09 LOSS ON DISPOSAL			0.00	0.00	0.00	0.00	0.00	0.00
<b>69082262 Total</b>					<b>(0.00)</b>	<b>(143,123.33)</b>	<b>(162,000.00)</b>	<b>(162,000.00)</b>	<b>(162,000.00)</b>	<b>(162,000.00)</b>
69082263	DD COMPRESSOR OTHER EQUIP MNTC	01 LABOR			(0.00)	40,373.37	0.00	0.00	0.00	0.00
		02 FRINGES			(0.00)	22,218.17	0.00	0.00	0.00	0.00
		03 SERVICES			(0.00)	4,108.82	0.00	0.00	0.00	0.00
		04 MATERIALS			0.00	77,849.21	0.00	0.00	0.00	0.00
		07 DEPRECIATION			(0.00)	46,111.27	(57,000.00)	(57,000.00)	(57,000.00)	0.00
		09 LOSS ON DISPOSAL			0.00	0.00	0.00	0.00	0.00	0.00
<b>69082263 Total</b>					<b>0.00</b>	<b>190,660.84</b>	<b>(57,000.00)</b>	<b>(57,000.00)</b>	<b>(57,000.00)</b>	<b>0.00</b>
69082310	ED ENGINEERING MAPS RECORDS	01 LABOR			2,251,642.49	2,144,875.13	2,307,997.00	2,368,924.00	2,530,492.00	2,714,722.00
		02 FRINGES			1,137,302.63	969,674.86	1,212,426.00	1,244,574.00	1,185,427.40	1,255,101.00
		03 SERVICES			511,011.86	358,321.15	578,200.00	807,200.00	723,200.00	452,800.00

**St Paul Regional Water Services  
2025 Spending Budget  
Summary of Major Categories for all Divisions**

ACCOUNT TYPE (Multiple Items)  
DIVISION (All)

AU	AU DESCRIPTION	MAJOR SUBTOTALS	Account	AccountDescription	2022 AUDITED ACTUAL	2023 PRELIMINARY ACTUAL	2022 ADOPTED BUDGET	2023 ADOPTED BUDGET	2024 ADOPTED BUDGET	2025 PROPOSED BUDGET
69082310	ED ENGINEERING MAPS RECORDS	04 MATERIALS			57,000.57	38,142.08	64,800.00	57,900.00	62,500.00	63,300.00
		05 CAPITAL			0.00	0.00	0.00	0.00	0.00	0.00
		07 DEPRECIATION			21,444.15	19,641.99	0.00	0.00	0.00	0.00
		09 LOSS ON DISPOSAL			10,302.74	0.00	0.00	0.00	0.00	0.00
<b>69082310 Total</b>					<b>3,988,704.44</b>	<b>3,530,655.21</b>	<b>4,163,423.00</b>	<b>4,478,598.00</b>	<b>4,501,619.40</b>	<b>4,486,924.00</b>
69082330	ED SAFETY PROGRAM	03 SERVICES			0.00	0.00	0.00	0.00	0.00	0.00
<b>69082330 Total</b>					<b>0.00</b>	<b>0.00</b>	<b>0.00</b>	<b>0.00</b>	<b>0.00</b>	<b>0.00</b>
69082350	ED HOMEOWNER LEAD REPLAC LOANS	01 LABOR			69,420.49	19,060.41	0.00	0.00	0.00	0.00
		02 FRINGES			26,924.42	6,808.85	0.00	0.00	0.00	0.00
		03 SERVICES			103,875.15	6,859.88	0.00	0.00	0.00	0.00
		04 MATERIALS			13,236.32	3,813.33	0.00	0.00	0.00	0.00
		06 OTHER			12,000.00	0.00	650,000.00	100,000.00	200,000.00	200,000.00
<b>69082350 Total</b>					<b>225,456.38</b>	<b>36,542.47</b>	<b>650,000.00</b>	<b>100,000.00</b>	<b>200,000.00</b>	<b>200,000.00</b>
69082355	ED LAND SALES	03 SERVICES			0.00	0.00	3,000.00	3,000.00	3,000.00	0.00
<b>69082355 Total</b>					<b>0.00</b>	<b>0.00</b>	<b>3,000.00</b>	<b>3,000.00</b>	<b>3,000.00</b>	<b>0.00</b>
69082410	PD SUPPLY	01 LABOR			1,062,425.96	1,321,339.67	1,217,938.00	1,377,277.00	1,497,662.00	1,610,215.00
		02 FRINGES			506,630.92	619,913.02	597,641.00	667,859.00	861,924.16	788,012.00
		03 SERVICES			439,075.84	610,802.42	812,700.00	830,900.00	1,305,800.00	927,800.00
		04 MATERIALS			1,032,365.12	1,101,059.10	889,300.00	888,300.00	1,192,700.00	1,739,600.00
		06 OTHER			10,000.00	19,284.48	30,000.00	30,000.00	40,000.00	0.00
		07 DEPRECIATION			752,090.93	754,900.12	0.00	0.00	0.00	0.00
<b>69082410 Total</b>					<b>3,802,588.77</b>	<b>4,427,298.81</b>	<b>3,547,579.00</b>	<b>3,794,336.00</b>	<b>4,898,086.16</b>	<b>5,065,627.00</b>
69082430	PD TREATMENT AND PUMPING	01 LABOR			3,349,367.16	3,411,574.28	3,206,262.00	3,364,497.00	3,687,101.00	3,916,263.83
		02 FRINGES			1,494,208.18	1,462,398.92	1,625,091.00	1,631,370.00	1,695,386.28	1,802,785.60
		03 SERVICES			2,349,689.32	2,873,967.54	2,069,200.00	2,425,200.00	3,693,500.00	3,376,600.00
		04 MATERIALS			6,308,265.02	7,304,931.58	5,620,200.00	6,820,500.00	7,639,221.00	8,214,270.00
		05 CAPITAL			0.00	0.00	0.00	0.00	0.00	0.00
		06 OTHER			0.00	0.00	0.00	0.00	0.00	0.00
		07 DEPRECIATION			2,636,131.11	2,338,560.96	0.00	0.00	0.00	0.00
		09 LOSS ON DISPOSAL			124,910.62	7,276.46	0.00	0.00	0.00	0.00
<b>69082430 Total</b>					<b>16,262,571.41</b>	<b>17,398,709.74</b>	<b>12,520,753.00</b>	<b>14,241,567.00</b>	<b>16,715,208.28</b>	<b>17,309,919.43</b>
69082450	PD WATER QUALITY	01 LABOR			538,727.50	561,584.91	659,458.00	665,796.00	695,098.00	737,505.00
		02 FRINGES			208,699.00	219,706.43	284,596.00	270,928.00	276,532.22	292,144.00
		03 SERVICES			101,727.76	87,382.34	127,300.00	118,500.00	151,500.00	178,800.00
		04 MATERIALS			92,570.51	93,932.50	110,000.00	111,400.00	108,100.00	108,900.00
		07 DEPRECIATION			41,074.45	46,923.96	0.00	0.00	0.00	0.00
		09 LOSS ON DISPOSAL			0.00	18,008.66	0.00	0.00	0.00	0.00
<b>69082450 Total</b>					<b>982,799.22</b>	<b>1,027,538.80</b>	<b>1,181,354.00</b>	<b>1,166,624.00</b>	<b>1,231,230.22</b>	<b>1,317,349.00</b>
69082500	WG WATER GRANTS	01 LABOR			401,543.58	1,330,642.00	0.00	1,313,463.00	1,823,130.00	2,799,654.00
		02 FRINGES			143,229.68	538,083.24	0.00	657,367.00	977,004.94	1,347,739.00

**St Paul Regional Water Services  
2025 Spending Budget  
Summary of Major Categories for all Divisions**

ACCOUNT TYPE (Multiple Items)  
DIVISION (All)

AU	AU DESCRIPTION	MAJOR SUBTOTALS	Account	AccountDescription	2022 AUDITED ACTUAL	2023 PRELIMINARY ACTUAL	2022 ADOPTED BUDGET	2023 ADOPTED BUDGET	2024 ADOPTED BUDGET	2025 PROPOSED BUDGET
69082500	WG WATER GRANTS	03 SERVICES			1,798,720.96	3,620,701.40	0.00	16,019,318.00	46,699,865.00	30,852,607.00
		04 MATERIALS			72,848.53	255,711.69	0.00	0.00	0.00	0.00
		05 CAPITAL			0.00	(0.00)	0.00	0.00	0.00	0.00
<b>69082500 Total</b>					<b>2,416,342.75</b>	<b>5,745,138.33</b>	<b>0.00</b>	<b>17,990,148.00</b>	<b>49,499,999.94</b>	<b>35,000,000.00</b>
69082610	GA EMPLOYEE FRINGE COSTS	02 FRINGES			1,438,540.09	(136,858.46)	0.00	0.00	0.00	0.00
		06 OTHER			86,820.44	95,888.96	180,000.00	180,000.00	180,000.00	180,000.00
<b>69082610 Total</b>					<b>1,525,360.53</b>	<b>(40,969.50)</b>	<b>180,000.00</b>	<b>180,000.00</b>	<b>180,000.00</b>	<b>180,000.00</b>
69082615	GA WORKERS COMPENSATION	02 FRINGES			(400,421.69)	10,450.04	0.00	0.00	0.00	0.00
<b>69082615 Total</b>					<b>(400,421.69)</b>	<b>10,450.04</b>	<b>0.00</b>	<b>0.00</b>	<b>0.00</b>	<b>0.00</b>
69082640	GA OTHER REVENUES	03 SERVICES			0.00	0.00	0.00	0.00	0.00	0.00
<b>69082640 Total</b>					<b>0.00</b>	<b>0.00</b>	<b>0.00</b>	<b>0.00</b>	<b>0.00</b>	<b>0.00</b>
69082690	Water Payroll Default	01 LABOR			0.00	139.08	0.00	0.00	0.00	0.00
		02 FRINGES			0.00	0.00	0.00	0.00	0.00	0.00
<b>69082690 Total</b>					<b>0.00</b>	<b>139.08</b>	<b>0.00</b>	<b>0.00</b>	<b>0.00</b>	<b>0.00</b>
69082910	CP CAPITAL IMPROV BUSINESS	01 LABOR			0.00	(0.00)	0.00	0.00	0.00	0.00
		02 FRINGES			(0.00)	0.00	0.00	0.00	0.48	0.00
		04 MATERIALS			0.00	0.00	0.00	0.00	0.00	0.00
		05 CAPITAL			(0.00)	0.00	1,594,000.00	1,590,000.00	1,061,000.00	4,493,000.00
		07 DEPRECIATION			0.00	0.00	0.00	0.00	0.00	0.00
<b>69082910 Total</b>					<b>(0.00)</b>	<b>0.00</b>	<b>1,594,000.00</b>	<b>1,590,000.00</b>	<b>1,061,000.48</b>	<b>4,493,000.00</b>
69082920	CP CAPITAL IMPROV DISTRIBUTION	01 LABOR			(0.00)	(0.00)	0.00	0.00	0.00	0.00
		02 FRINGES			0.00	(0.00)	(1.00)	0.00	(87,454.77)	0.00
		03 SERVICES			0.00	0.00	0.00	0.00	0.00	0.00
		04 MATERIALS			0.00	0.00	0.00	0.00	0.00	0.00
		05 CAPITAL			(0.00)	(245.85)	15,839,000.00	14,538,000.00	18,943,000.00	19,035,120.00
		07 DEPRECIATION			0.00	0.00	0.00	0.00	0.00	0.00
<b>69082920 Total</b>					<b>(0.00)</b>	<b>(245.85)</b>	<b>15,838,999.00</b>	<b>14,538,000.00</b>	<b>18,855,545.23</b>	<b>19,035,120.00</b>
69082930	CP CAPITAL IMPROV ENGINEERING	01 LABOR			0.00	0.00	0.00	0.00	0.00	0.00
		02 FRINGES			0.00	(0.00)	0.00	0.00	0.00	0.00
		05 CAPITAL			0.00	(0.00)	120,000.00	210,000.00	375,000.00	230,000.00
		07 DEPRECIATION			0.00	0.00	0.00	0.00	0.00	0.00
<b>69082930 Total</b>					<b>0.00</b>	<b>(0.00)</b>	<b>120,000.00</b>	<b>210,000.00</b>	<b>375,000.00</b>	<b>230,000.00</b>
69082940	CP CAPITAL IMPROV PRODUCTION	01 LABOR			0.00	0.00	0.00	0.00	0.00	0.00
		02 FRINGES			0.00	0.00	1.00	0.00	(84,126.82)	0.00
		04 MATERIALS			0.00	0.00	0.00	0.00	0.00	0.00
		05 CAPITAL			0.00	0.00	3,997,000.00	1,747,000.00	3,374,000.00	4,036,000.00
		07 DEPRECIATION			0.00	0.00	0.00	0.00	0.00	0.00
		08 DEBT			0.00	0.00	0.00	0.00	0.00	0.00
		09 LOSS ON DISPOSAL			0.00	0.00	0.00	0.00	0.00	0.00
<b>69082940 Total</b>					<b>0.00</b>	<b>0.00</b>	<b>3,997,001.00</b>	<b>1,747,000.00</b>	<b>3,289,873.18</b>	<b>4,036,000.00</b>
69082957	CP CAP IMP 2016 DEBT	01 LABOR			0.00	0.00	0.00	0.00	0.00	0.00
		02 FRINGES			0.00	0.00	0.00	0.00	0.00	0.00
		05 CAPITAL			0.00	0.00	0.00	0.00	0.00	0.00

**St Paul Regional Water Services  
2025 Spending Budget  
Summary of Major Categories for all Divisions**

ACCOUNT TYPE (Multiple Items)  
DIVISION (All)

AU	AU DESCRIPTION	MAJOR SUBTOTALS	Account	AccountDescription	2022 AUDITED ACTUAL	2023 PRELIMINARY ACTUAL	2022 ADOPTED BUDGET	2023 ADOPTED BUDGET	2024 ADOPTED BUDGET	2025 PROPOSED BUDGET
<b>69082957 Total</b>					<b>0.00</b>	<b>0.00</b>	<b>0.00</b>	<b>0.00</b>	<b>0.00</b>	<b>0.00</b>
69082958	CP MCCARRONS PLANT IMPROVEMENTS	01 LABOR			(0.00)	(0.00)	0.00	0.00	0.00	0.00
		02 FRINGES			(0.00)	(0.00)	1.00	0.00	0.00	0.00
		05 CAPITAL			(0.00)	(0.00)	116,000,000.00	0.00	0.00	0.00
<b>69082958 Total</b>					<b>(0.00)</b>	<b>(0.00)</b>	<b>116,000,001.00</b>	<b>0.00</b>	<b>0.00</b>	<b>0.00</b>
69082959	CP CAP IMPROV GRANT FUNDED	01 LABOR			0.00	0.00	0.00	0.00	0.00	0.00
		02 FRINGES			0.00	(0.00)	0.00	0.00	0.00	0.00
		05 CAPITAL			0.00	0.00	0.00	7,500,000.00	5,000,000.00	0.00
<b>69082959 Total</b>					<b>0.00</b>	<b>(0.00)</b>	<b>0.00</b>	<b>7,500,000.00</b>	<b>5,000,000.00</b>	<b>0.00</b>
69099999	WATER UTILITY BALANCE SHEET	04 MATERIALS			0.00	0.00	0.00	0.00	0.00	0.00
		07 DEPRECIATION			0.00	0.00	0.00	0.00	0.00	0.00
<b>69099999 Total</b>					<b>0.00</b>	<b>0.00</b>	<b>0.00</b>	<b>0.00</b>	<b>0.00</b>	<b>0.00</b>
6906920XX	NP 20XX FUTURE DEBT PROCEEDS	05 CAPITAL			0.00	0.00	0.00	0.00	0.00	0.00
		08 DEBT			0.00	0.00	1,519,722.00	8,632,300.00	3,798,286.00	3,798,286.00
<b>6906920XX Total</b>					<b>0.00</b>	<b>0.00</b>	<b>1,519,722.00</b>	<b>8,632,300.00</b>	<b>3,798,286.00</b>	<b>3,798,286.00</b>
690952007A	DS 2007A WR REFUND BD DBT SVC	08 DEBT			0.00	0.00	0.00	0.00	0.00	0.00
<b>690952007A Total</b>					<b>0.00</b>	<b>0.00</b>	<b>0.00</b>	<b>0.00</b>	<b>0.00</b>	<b>0.00</b>
690952011D	DS 2011D WR REFND TAX X BD D S	08 DEBT			0.00	0.00	0.00	0.00	0.00	0.00
<b>690952011D Total</b>					<b>0.00</b>	<b>0.00</b>	<b>0.00</b>	<b>0.00</b>	<b>0.00</b>	<b>0.00</b>
690952013A	DS 2013A WR REFUND BD DEBT SVC	08 DEBT			8,587.20	(96,299.17)	1,501,100.00	782,400.00	0.00	0.00
<b>690952013A Total</b>					<b>8,587.20</b>	<b>(96,299.17)</b>	<b>1,501,100.00</b>	<b>782,400.00</b>	<b>0.00</b>	<b>0.00</b>
690952023A	DS 2023A WR BOND DEBT SERVICE	08 DEBT			0.00	2,836,500.90	0.00	0.00	4,878,550.00	3,933,550.00
<b>690952023A Total</b>					<b>0.00</b>	<b>2,836,500.90</b>	<b>0.00</b>	<b>0.00</b>	<b>4,878,550.00</b>	<b>3,933,550.00</b>
690972016X	DS 2016 NOTE DEBT SERVICE	08 DEBT			59,882.16	56,149.57	421,193.00	421,464.00	421,694.00	421,882.00
<b>690972016X Total</b>					<b>59,882.16</b>	<b>56,149.57</b>	<b>421,193.00</b>	<b>421,464.00</b>	<b>421,694.00</b>	<b>421,882.00</b>
690972021N	DS 2021 DW PFA NOTE DEBT SERVICE	08 DEBT			100,699.35	129,568.38	852,970.00	852,910.00	852,780.00	791,560.00
<b>690972021N Total</b>					<b>100,699.35</b>	<b>129,568.38</b>	<b>852,970.00</b>	<b>852,910.00</b>	<b>852,780.00</b>	<b>791,560.00</b>
690972022DS	DS 2022 DW07 PFA NOTE DEBT SERVICE	08 DEBT			238,903.05	1,038,643.96	0.00	2,949,417.00	2,923,287.00	2,923,296.00
<b>690972022DS Total</b>					<b>238,903.05</b>	<b>1,038,643.96</b>	<b>0.00</b>	<b>2,949,417.00</b>	<b>2,923,287.00</b>	<b>2,923,296.00</b>
690982010A	DS 2010A PFA DW02 NOTE DBT SVC	08 DEBT			61,111.47	54,748.08	371,619.00	535,533.00	380,111.00	549,536.00
<b>690982010A Total</b>					<b>61,111.47</b>	<b>54,748.08</b>	<b>371,619.00</b>	<b>535,533.00</b>	<b>380,111.00</b>	<b>549,536.00</b>
690982010B	DS 2010B PFA DW03 NOTE DBT SVC	08 DEBT			236,816.67	211,989.19	1,448,795.00	2,090,055.00	1,483,499.00	2,137,714.00
<b>690982010B Total</b>					<b>236,816.67</b>	<b>211,989.19</b>	<b>1,448,795.00</b>	<b>2,090,055.00</b>	<b>1,483,499.00</b>	<b>2,137,714.00</b>
690982013X	DS 2013X PFA DW04 NOTE DBT SVC	08 DEBT			15,698.17	14,554.97	124,794.00	124,651.00	124,499.00	124,336.00
<b>690982013X Total</b>					<b>15,698.17</b>	<b>14,554.97</b>	<b>124,794.00</b>	<b>124,651.00</b>	<b>124,499.00</b>	<b>124,336.00</b>
690682023A	BOND 2023A WATER REVENUE BOND PROCEE	03 SERVICES			0.00	47,970.55	0.00	0.00	0.00	0.00
		08 DEBT			0.00	34,463,410.38	0.00	0.00	70,000,000.00	0.00
<b>690682023A Total</b>					<b>0.00</b>	<b>34,511,380.93</b>	<b>0.00</b>	<b>0.00</b>	<b>70,000,000.00</b>	<b>0.00</b>
690972023N	DS 2023 DW08 PFA NOTE DEBT SERVICE	08 DEBT			0.00	118,520.48	0.00	0.00	0.00	1,551,592.00
<b>690972023N Total</b>					<b>0.00</b>	<b>118,520.48</b>	<b>0.00</b>	<b>0.00</b>	<b>0.00</b>	<b>1,551,592.00</b>
<b>Grand Total</b>					<b>60,857,442.66</b>	<b>107,343,461.81</b>	<b>192,056,414.00</b>	<b>111,092,239.00</b>	<b>218,310,654.46</b>	<b>136,910,499.47</b>

**St Paul Regional Water Services  
2025 Spending Budget  
By Division and all Accounts detail**

ACCOUNT TYPE (Multiple Items)  
DIVISION Administration

AU	AU DESCRIPTION	MAJOR SUBTOTALS	GeneralLedg Account.AccountDescription	2022 AUDITED ACTUAL	2023 PRELIMINARY ACTUAL	2022 ADOPTED BUDGET	2023 ADOPTED BUDGET	2024 ADOPTED BUDGET	2025 PROPOSED BUDGET			
69082100	AD GENERAL ADMINISTRATION	01 LABOR	60105 FULL TIME CERTIFIED	252,858.33	550,645.77	638,655.00	534,739.00	590,663.00	573,541.00			
			60120 SHIFT DIFFERENTIAL	36.91	67.29	0.00	0.00	0.00	0.00			
			60140 FULL TIME APPOINTED	319,503.54	361,704.57	0.00	316,454.00	361,101.00	367,072.00			
			60155 OVERTIME TRADES	417.17	358.20	0.00	0.00	0.00	0.00			
			60175 OVERTIME	9,692.82	17,501.58	1,000.00	20,000.00	20,000.00	7,500.00			
			60310 PART TIME NOT CERTIFIED	0.00	0.00	0.00	103,565.00	0.00	0.00			
			60415 INTERN	0.00	17,111.50	0.00	0.00	23,476.00	43,808.00			
			60417 TRI COUNCIL NOT CERTIFIED TEMP	316.40	0.00	0.00	0.00	0.00	0.00			
			60815 SALARIES COMP ABSENCES	18,483.11	0.00	0.00	0.00	0.00	0.00			
			60825 WATER LABOR ADDITIVE	(143,660.12)	(127,071.19)	(178,000.00)	(178,000.00)	(178,000.00)	(178,000.00)			
		60835 SALARY NEEDS	0.00	0.00	0.00	271,956.00	0.00	0.00				
		60845 RESERVE FOR PROMOTIONS	0.00	0.00	1,000.00	1,000.00	1,000.00	0.00				
		01 LABOR Total				457,648.16	820,317.72	462,655.00	1,069,714.00	818,240.00	813,921.00	
		02 FRINGES	61005 SOCIAL SECURITY	33,556.14	56,008.89	45,714.00	60,418.00	59,721.00	59,628.00			
			61010 MEDICARE REGULAR	8,271.39	13,522.48	11,309.00	14,130.00	14,417.50	14,042.75			
			61110 PERA COORDINATED PENSION	43,616.70	68,105.68	58,494.00	73,087.00	72,814.00	71,106.50			
			61145 TRI COUNCIL PENSION	84.16	0.00	0.00	0.00	0.00	0.00			
			61160 LIUNA PENSION	8.00	0.00	66.00	66.00	66.00	0.00			
			61210 EMPLOYEE HEALTH INSURANCE	85,366.56	117,911.70	106,807.00	169,530.00	132,019.00	125,964.00			
			61225 EMPLOYEE BASIC LIFE	1,875.51	2,667.46	1,220.00	1,220.00	1,220.00	1,220.00			
			61230 SHORT LONG TERM DISABILITY NON REP	428.86	441.60	1,616.00	1,616.00	1,616.00	1,616.00			
			61415 SEVERANCE VACATION BAL	0.00	0.00	0.00	0.00	0.00	0.00			
			61505 DEFERRED COMP EMPLOYER MATCH	10,236.14	13,222.83	3,300.00	3,300.00	3,300.00	3,300.00			
			61550 INDIRECT FRINGES	70,712.50	134,678.12	39,666.00	41,414.00	37,857.12	35,046.75			
			61605 TRADES BENEFITS	323.29	202.84	0.00	0.00	0.00	0.00			
			61905 FRINGE BENEFITS COMP ABSENCE	1,431.11	0.00	13,769.00	13,769.00	13,769.00	13,769.00			
			02 FRINGES Total				255,910.36	406,761.60	281,961.00	378,550.00	336,799.62	325,759.00
			03 SERVICES	63135 MEDICAL	0.00	126.00	0.00	0.00	0.00	0.00		
		63160 GENERAL PROFESSIONAL SERVICE		45,823.92	47,838.07	90,000.00	125,000.00	150,000.00	100,000.00			
		63325 REFUSE DISPOSAL AND COLLECTION		0.00	14,834.47	0.00	7,500.00	7,500.00	7,500.00			
		63330 LAUNDRY SERVICE		0.00	9,941.44	0.00	0.00	0.00	5,000.00			
		63385 SECURITY SERVICES		0.00	0.00	0.00	0.00	0.00	0.00			
		63410 COMMISSION STIPEND		0.00	1,700.00	0.00	4,800.00	4,800.00	10,000.00			
		64105 BUILDING REPAIR SERVICE		0.00	139,165.85	0.00	10,000.00	200,000.00	200,000.00			
		64120 JANITORIAL		0.00	26,656.00	0.00	45,000.00	0.00	0.00			
64710 VEHICLE STORAGE PARKING RAMP	0.00	0.00		0.00	0.00	0.00	0.00					
64725 PORTABLE TOILET	75.00	0.00		0.00	0.00	0.00	0.00					
64735 EQUIPMENT RENTAL	0.00	2,084.50	0.00	0.00	0.00	0.00						
64750 MISCELLANEOUS RENTAL	0.00	0.00	0.00	0.00	0.00	0.00						
65140 TELEPHONE MONTHLY CHARGE	1,020.00	1,836.00	3,600.00	6,200.00	1,836.00	0.00						
65165 TELEPHONE CELLULAR PHONE	0.00	0.00	0.00	0.00	0.00	0.00						

**St Paul Regional Water Services  
2025 Spending Budget  
By Division and all Accounts detail**

ACCOUNT TYPE (Multiple Items)  
DIVISION Administration

AU	AU DESCRIPTION	MAJOR SUBTOTALS	GeneralLedg Account.AccountDescription	2022 AUDITED ACTUAL	2023 PRELIMINARY	2022 ADOPTED	2023 ADOPTED	2024 ADOPTED	2025 PROPOSED
				ACTUAL		BUDGET	BUDGET	BUDGET	BUDGET
69082100	AD GENERAL ADMINISTRATION	03 SERVICES	65170 COMMUNICATION SERVICE	0.00	1,174.31	0.00	5,000.00	5,000.00	5,000.00
			65205 SEWER CHARGE	56.79	6,048.90	0.00	7,000.00	7,000.00	7,000.00
			65250 WATER SERVICE	68.86	13,556.34	0.00	6,000.00	6,000.00	6,000.00
			67205 POSTAGE	111.47	1,661.41	100.00	250.00	500.00	500.00
			67330 PRINTING OUTSIDE	310.68	52,672.70	32,000.00	40,000.00	43,000.00	45,000.00
			67335 PRINTING RIVER PRINT	29,308.02	0.00	0.00	0.00	0.00	0.00
			67340 PUBLICATION AND ADVERTISING	7,567.30	14,384.74	2,500.00	2,500.00	4,000.00	4,000.00
			67510 LOCAL REGISTRATION FEE	3,598.00	3,758.00	0.00	0.00	0.00	0.00
			67525 MEMBERSHIP DUES	0.00	75,038.53	0.00	75,000.00	75,000.00	35,000.00
			67540 MEALS	93.75	2,749.71	0.00	3,000.00	3,000.00	3,000.00
			67615 REGULAR MILEAGE	355.89	221.41	1,500.00	1,000.00	500.00	500.00
			67630 PARKING EXPENSE	50.30	1,666.65	600.00	2,000.00	2,000.00	250.00
			68105 MANAGEMENT AND ADMIN SERVICE	0.00	41,846.62	0.00	43,493.00	43,500.00	0.00
			68107 OTHER INTERNAL SERVICE CHARGES	0.00	0.00	0.00	0.00	0.00	61,888.00
			68110 CENTRAL SERVICE	0.00	2,148,252.74	0.00	2,148,253.00	2,191,681.00	2,376,601.00
			68115 ENTERPRISE TECHNOLOGY INITIATI	0.00	247,734.00	0.00	247,734.00	262,695.00	290,246.00
			68116 CITYWIDE TECHNOLOGY AND INNOVATION	0.00	204,743.00	0.00	204,743.00	213,406.00	216,605.00
			68120 INTERNAL EQUIPMENT RENTAL	0.00	0.00	0.00	15,396.00	15,400.00	6,000.00
			68145 CAS PURCHASING SERVICE	0.00	0.00	0.00	155,000.00	155,000.00	155,000.00
			68175 PROPERTY INSURANCE SHARE	0.00	258,709.02	0.00	185,000.00	300,000.00	270,534.00
			68180 INVESTMENT SERVICE	0.00	41,316.72	0.00	65,000.00	65,000.00	65,000.00
			69515 PRE EMPLOYMENT COSTS	0.00	0.00	0.00	0.00	0.00	15,000.00
			69580 UTILITY INFRASTRUCTURE CHARGE	0.00	1,875,000.00	0.00	1,875,000.00	1,875,000.00	1,875,000.00
			69590 OTHER SERVICES	0.00	2,319.61	0.00	60,000.00	60,000.00	50,000.00
		03 SERVICES Total		88,439.98	5,237,036.74	130,300.00	5,339,869.00	5,691,818.00	5,810,624.00
		04 MATERIALS	70005 COMMUNICATION EQUIPMENT	0.00	1,110.00	0.00	20,000.00	0.00	0.00
			70010 COMMUNICATION SUPPLIES	0.00	2,946.95	0.00	2,500.00	30,000.00	25,000.00
			70130 COMPUTER SUPPLIES	131.40	9,348.37	0.00	0.00	0.00	0.00
			70205 PAPER SUPPLIES RIVERPRINT	0.00	0.00	0.00	2,500.00	0.00	0.00
			70210 PAPER FORMS ETC	1,901.60	5,933.40	0.00	0.00	0.00	0.00
			70215 LETTERHEAD AND ENVELOPE	0.00	3,010.38	0.00	0.00	0.00	0.00
			70305 OFFICE EQUIPMENT	0.00	11,621.09	0.00	0.00	0.00	0.00
			70310 OFFICE FURNITURE	1,582.93	36,473.91	0.00	40,000.00	50,000.00	50,000.00
			70505 OFFICE ACCESSORIES	0.00	164.34	0.00	0.00	0.00	0.00
			70510 BOOK PERIODICAL PICTURE	422.65	1,996.79	3,000.00	3,000.00	0.00	0.00
			70525 OFFICE SUPPLIES CONTRACT	663.71	(0.00)	1,000.00	0.00	0.00	0.00
			70530 GEN OFFICE SUPPLIES	439.56	2,664.91	0.00	2,500.00	5,000.00	5,000.00
			70535 NEWSPAPERS	0.00	1,580.61	1,350.00	2,000.00	2,000.00	2,000.00
			70545 PHOTO SUPPLIES AND VIDEO TAPE	0.00	4,132.00	3,000.00	3,000.00	0.00	0.00
			71210 NATURAL GAS	0.00	17,429.89	0.00	20,000.00	25,000.00	25,000.00
			71520 GEN BLDG REPAIR MAINT SUPPLY	87.47	3,884.52	0.00	1,000.00	1,000.00	5,000.00

**St Paul Regional Water Services  
2025 Spending Budget  
By Division and all Accounts detail**

ACCOUNT TYPE (Multiple Items)  
DIVISION Administration

AU	AU DESCRIPTION	MAJOR SUBTOTALS	General Ledger Account Description	2022 AUDITED ACTUAL	2023 PRELIMINARY ACTUAL	2022 ADOPTED BUDGET	2023 ADOPTED BUDGET	2024 ADOPTED BUDGET	2025 PROPOSED BUDGET		
69082100	AD GENERAL ADMINISTRATION	04 MATERIALS	71540 JANITORIAL SUPPLIES	0.00	3,888.70	0.00	10,000.00	10,000.00	10,000.00		
			71620 SALT FOR STREETS	0.00	0.00	0.00	12,000.00	12,000.00	0.00		
			72105 CLOTHING ALLOWANCE	43.05	2,785.46	0.00	1,000.00	4,000.00	4,000.00		
			72110 SHOE ALLOWANCE	180.00	180.00	100.00	100.00	500.00	500.00		
			72825 WATER INVENTORY	73.99	133.02	0.00	0.00	0.00	0.00		
			72905 ADDL SPECIAL MATL SUPPLIES	445.70	15,079.67	2,000.00	15,000.00	15,000.00	15,000.00		
			72910 OTHER MISCELLANEOUS SUPPLIES	1,024.66	1,238.11	1,500.00	0.00	0.00	0.00		
			72920 REFRESHMENTS	0.00	0.00	0.00	0.00	0.00	0.00		
		04 MATERIALS Total			6,996.72	125,602.12	11,950.00	134,600.00	154,500.00	141,500.00	
		06 OTHER	65305 OTHER ASSESSMENT	0.00	5,812.71	0.00	17,000.00	17,000.00	15,000.00		
			65315 STREET MAINT ASSESSMENT	0.00	254.50	0.00	20,000.00	20,000.00	5,000.00		
			65320 PUBLIC IMPROVEMENT	0.00	0.00	0.00	10,000.00	10,000.00	5,000.00		
			65325 STORM SEWER SYSTEM CHARGE	0.00	43,960.48	0.00	75,000.00	75,000.00	55,000.00		
			72925 DEPT HEAD REIMBURSEMENT	0.00	2,200.34	0.00	2,000.00	2,000.00	2,000.00		
			74205 SETTLEMENTS	0.00	1,189,267.84	0.00	140,000.00	140,000.00	140,000.00		
			74310 CITY CONTR TO OUTSIDE AGENCY G	0.00	0.00	0.00	0.00	100,000.00	368,900.00		
		06 OTHER Total			0.00	1,241,495.87	0.00	264,000.00	364,000.00	590,900.00	
		07 DEPRECIATIO	76905 DEPRECIATION EXPENSE	0.00	73,711.57	0.00	0.00	0.00	0.00		
		07 DEPRECIATION Total			0.00	73,711.57	0.00	0.00	0.00	0.00	
		<b>69082100 Total</b>				<b>808,995.22</b>	<b>7,904,925.62</b>	<b>886,866.00</b>	<b>7,186,733.00</b>	<b>7,365,357.62</b>	<b>7,682,638.00</b>



**St Paul Regional Water Services  
2025 Spending Budget  
By Division and all Accounts detail**

ACCOUNT TYPE (Multiple Items)  
DIVISION Administration

AU	AU DESCRIPTION	MAJOR SUBTOTALS	General Ledger Account Description	2022 AUDITED ACTUAL	2023 PRELIMINARY ACTUAL	2022 ADOPTED BUDGET	2023 ADOPTED BUDGET	2024 ADOPTED BUDGET	2025 PROPOSED BUDGET	
69082105	AD GENERAL OPS AND MNTC	01 LABOR	60105 FULL TIME CERTIFIED	11,850.20	(0.00)	0.00	0.00	0.00	0.00	
			60120 SHIFT DIFFERENTIAL	570.08	(0.00)	0.00	0.00	0.00	0.00	
			60145 TRADES NO CITY BENEFITS	3,496.24	0.00	15,000.00	0.00	0.00	0.00	
			60155 OVERTIME TRADES	2,243.55	0.00	0.00	0.00	0.00	0.00	
			60175 OVERTIME	23,920.67	0.00	25,000.00	0.00	0.00	0.00	
			60410 NOT CERTIFIED TEMP SEASONAL	0.00	0.00	0.00	0.00	0.00	0.00	
			60417 TRI COUNCIL NOT CERTIFIED TEMP	0.00	0.00	0.00	0.00	0.00	0.00	
			60835 SALARY NEEDS	0.00	0.00	0.00	0.00	0.00	0.00	
		01 LABOR Total			42,080.74	0.00	40,000.00	0.00	0.00	0.00
		02 FRINGES	61005 SOCIAL SECURITY	2,432.58	0.00	1,550.00	0.00	0.00	0.00	
			61010 MEDICARE REGULAR	569.04	0.00	363.00	0.00	0.00	0.00	
			61110 PERA COORDINATED PENSION	2,035.59	(0.00)	1,875.00	0.00	0.00	0.00	
			61145 TRI COUNCIL PENSION	0.00	0.00	0.00	0.00	0.00	0.00	
			61160 LIUNA PENSION	356.00	0.00	243.00	0.00	0.00	0.00	
			61210 EMPLOYEE HEALTH INSURANCE	3,780.78	0.00	0.00	0.00	0.00	0.00	
			61225 EMPLOYEE BASIC LIFE	15.62	0.00	0.00	0.00	0.00	0.00	
			61505 DEFERRED COMP EMPLOYER MATCH	246.98	0.00	51.00	0.00	0.00	0.00	
			61550 INDIRECT FRINGES	3,136.04	0.00	925.00	0.00	0.00	0.00	
			61605 TRADES BENEFITS	3,417.75	0.00	0.00	0.00	0.00	0.00	
			61905 FRINGE BENEFITS COMP ABSENCE	0.00	0.00	1,316.00	0.00	0.00	0.00	
		02 FRINGES Total			15,990.38	0.00	6,323.00	0.00	0.00	0.00
		03 SERVICES	63115 ARCHITECT	0.00	0.00	0.00	0.00	0.00	0.00	
			63125 CONSULTING	0.00	0.00	0.00	0.00	0.00	0.00	
			63132 TECHNOLOGY PROGRAMMING	0.00	0.00	2,200.00	0.00	0.00	0.00	
			63135 MEDICAL	11,016.50	0.00	23,500.00	0.00	0.00	0.00	
			63150 LEGISLATIVE LOBBY SERVICE	25,000.00	0.00	0.00	0.00	0.00	0.00	
			63160 GENERAL PROFESSIONAL SERVICE	6,481.36	0.00	5,000.00	0.00	0.00	0.00	
			63325 REFUSE DISPOSAL AND COLLECTION	10,634.48	0.00	7,500.00	0.00	0.00	0.00	
			63330 LAUNDRY SERVICE	9,842.87	0.00	300.00	0.00	0.00	0.00	
			63335 TESTING SERVICE	1,662.93	0.00	0.00	0.00	0.00	0.00	
			63370 INVESTIGATIONS	125.00	0.00	0.00	0.00	0.00	0.00	
			63410 COMMISSION STIPEND	2,000.00	0.00	4,800.00	0.00	0.00	0.00	
			63630 LATE PAYMENT PENALTY	36.08	0.00	0.00	0.00	0.00	0.00	
			64105 BUILDING REPAIR SERVICE	48,235.52	0.00	35,000.00	0.00	0.00	0.00	
64115 GROUND MAINTENANCE SERVICE	0.00		0.00	0.00	0.00	0.00	0.00			
64120 JANITORIAL	45,252.00		0.00	45,000.00	0.00	0.00	0.00			
64205 ELEVATOR ESCALATOR MAINT	0.00	0.00	0.00	0.00	0.00	0.00				
64220 EQUIPMENT MAINTENANCE CONTRACT	0.00	0.00	0.00	0.00	0.00	0.00				
64225 OFF EQUIP AND FURNITURE REPAIR	0.00	0.00	0.00	0.00	0.00	0.00				
64235 COMPUTER MAINTENANCE	23,386.00	0.00	15,000.00	0.00	0.00	0.00				
64320 STREET SEWER BRIDGE TUNNEL REP	0.00	0.00	0.00	0.00	0.00	0.00				

**St Paul Regional Water Services  
2025 Spending Budget  
By Division and all Accounts detail**

ACCOUNT TYPE (Multiple Items)  
DIVISION Administration

AU	AU DESCRIPTION	MAJOR SUBTOTALS	GeneralLedgr Account.AccountDescription	2022 AUDITED ACTUAL	2023 PRELIMINARY	2022 ADOPTED	2023 ADOPTED	2024 ADOPTED	2025 PROPOSED
				ACTUAL		BUDGET	BUDGET	BUDGET	BUDGET
69082105	AD GENERAL OPS AND MNTC	03 SERVICES	64505 GENERAL REPAIR MAINT SVC	0.00	0.00	0.00	0.00	0.00	0.00
			64705 VEHICLE RENTAL	0.00	0.00	0.00	0.00	0.00	0.00
			64710 VEHICLE STORAGE PARKING RAMP	1,820.00	0.00	0.00	0.00	0.00	0.00
			64735 EQUIPMENT RENTAL	0.00	0.00	0.00	0.00	0.00	0.00
			65120 INTERNET SERVICES	0.00	0.00	0.00	0.00	0.00	0.00
			65140 TELEPHONE MONTHLY CHARGE	0.00	0.00	1,800.00	0.00	0.00	0.00
			65170 COMMUNICATION SERVICE	0.00	0.00	350.00	0.00	0.00	0.00
			65205 SEWER CHARGE	7,509.11	0.00	7,000.00	0.00	0.00	0.00
			65250 WATER SERVICE	5,046.87	0.00	6,000.00	0.00	0.00	0.00
			67205 POSTAGE	1,169.30	0.00	350.00	0.00	0.00	0.00
			67330 PRINTING OUTSIDE	0.00	0.00	0.00	0.00	0.00	0.00
			67335 PRINTING RIVER PRINT	853.00	0.00	500.00	0.00	0.00	0.00
			67340 PUBLICATION AND ADVERTISING	0.00	0.00	0.00	0.00	0.00	0.00
			67355 OTHER PRINT SERVICE	0.00	0.00	0.00	0.00	0.00	0.00
			67510 LOCAL REGISTRATION FEE	1,866.00	0.00	0.00	0.00	0.00	0.00
			67525 MEMBERSHIP DUES	50,689.00	0.00	60,000.00	0.00	0.00	0.00
			67630 PARKING EXPENSE	0.00	0.00	100.00	0.00	0.00	0.00
			67810 LIABILITY INSURANCE PREMIUM	0.00	0.00	0.00	0.00	0.00	0.00
			67815 SURETY BOND PREMIUM	250.00	0.00	0.00	0.00	0.00	0.00
			68105 MANAGEMENT AND ADMIN SERVICE	35,406.00	0.00	37,052.00	0.00	0.00	0.00
			68110 CENTRAL SERVICE	2,129,280.00	0.00	2,129,280.00	0.00	0.00	0.00
			68115 ENTERPRISE TECHNOLOGY INITIATI	370,215.00	0.00	358,967.00	0.00	0.00	0.00
			68116 CITYWIDE TECHNOLOGY AND INNOVATION	202,471.00	0.00	125,055.00	0.00	0.00	0.00
			68120 INTERNAL EQUIPMENT RENTAL	15,453.63	0.00	15,396.00	0.00	0.00	0.00
			68145 CAS PURCHASING SERVICE	155,000.00	0.00	155,000.00	0.00	0.00	0.00
			68175 PROPERTY INSURANCE SHARE	295,712.83	0.00	185,000.00	0.00	0.00	0.00
			68180 INVESTMENT SERVICE	14,937.82	0.00	65,000.00	0.00	0.00	0.00
			69505 LICENSE AND PERMIT	0.00	0.00	0.00	0.00	0.00	0.00
			69510 VEHICLE LICENSE REGISTRATION	0.00	0.00	0.00	0.00	0.00	0.00
			69515 PRE EMPLOYMENT COSTS	0.00	0.00	0.00	0.00	0.00	0.00
			69580 UTILITY INFRASTRUCTURE CHARGE	1,875,000.00	0.00	1,875,000.00	0.00	0.00	0.00
			69590 OTHER SERVICES	23,816.96	0.00	35,000.00	0.00	0.00	0.00
		03 SERVICES Total		5,370,169.26	0.00	5,195,150.00	0.00	0.00	0.00
		04 MATERIALS	70005 COMMUNICATION EQUIPMENT	0.00	0.00	0.00	0.00	0.00	0.00
			70010 COMMUNICATION SUPPLIES	0.00	0.00	0.00	0.00	0.00	0.00
			70120 COMPUTER HARDWARE	0.00	0.00	0.00	0.00	0.00	0.00
			70130 COMPUTER SUPPLIES	7,770.19	0.00	0.00	0.00	0.00	0.00
			70205 PAPER SUPPLIES RIVERPRINT	0.00	0.00	0.00	0.00	0.00	0.00
			70215 LETTERHEAD AND ENVELOPE	2,769.55	0.00	2,500.00	0.00	0.00	0.00
			70305 OFFICE EQUIPMENT	5,073.01	0.00	0.00	0.00	0.00	0.00
			70310 OFFICE FURNITURE	55,986.85	0.00	90,000.00	0.00	0.00	0.00
			70505 OFFICE ACCESSORIES	0.00	0.00	0.00	0.00	0.00	0.00

**St Paul Regional Water Services  
2025 Spending Budget  
By Division and all Accounts detail**

ACCOUNT TYPE (Multiple Items)  
DIVISION Administration

AU	AU DESCRIPTION	MAJOR SUBTOTALS	General Ledger Account Description	2022 AUDITED ACTUAL	2023 PRELIMINARY ACTUAL	2022 ADOPTED BUDGET	2023 ADOPTED BUDGET	2024 ADOPTED BUDGET	2025 PROPOSED BUDGET			
69082105	AD GENERAL OPS AND MNCT	04 MATERIALS	70510 BOOK PERIODICAL PICTURE	0.00	0.00	0.00	0.00	0.00	0.00			
			70520 TRAINING AND INSTRUCTIONAL MAT	160.00	0.00	0.00	0.00	0.00	0.00			
			70525 OFFICE SUPPLIES CONTRACT	0.00	0.00	0.00	0.00	0.00	0.00			
			70530 GEN OFFICE SUPPLIES	1,790.00	0.00	0.00	0.00	0.00	0.00			
			71210 NATURAL GAS	29,670.10	0.00	20,000.00	0.00	0.00	0.00			
			71230 OTHER	0.00	0.00	0.00	0.00	0.00	0.00			
			71510 LUMBER FOR REPAIR OF BLDGS	0.00	0.00	0.00	0.00	0.00	0.00			
			71520 GEN BLDG REPAIR MAINT SUPPLY	1,601.67	0.00	1,000.00	0.00	0.00	0.00			
			71525 PLUMBING SUPPLIES	372.85	0.00	0.00	0.00	0.00	0.00			
			71530 ELECTRICAL SUPPLIES	2,544.19	0.00	1,250.00	0.00	0.00	0.00			
			71535 PAINTING SUPPLIES	1,180.43	0.00	0.00	0.00	0.00	0.00			
			71540 JANITORIAL SUPPLIES	4,128.02	0.00	10,000.00	0.00	0.00	0.00			
			71620 SALT FOR STREETS	0.00	0.00	12,000.00	0.00	0.00	0.00			
			71630 SIGNING MATERIALS	289.45	0.00	0.00	0.00	0.00	0.00			
			71805 EQUIPMENT PART AND SUPPLIES	0.00	0.00	0.00	0.00	0.00	0.00			
			72255 SAFETY SUPPLIES	55.49	0.00	0.00	0.00	0.00	0.00			
			72305 SMALL TOOL	0.00	0.00	0.00	0.00	0.00	0.00			
			72330 HARDWARE	0.00	0.00	500.00	0.00	0.00	0.00			
			72520 HORTICULTURE PLANT MATERIAL	0.00	0.00	0.00	0.00	0.00	0.00			
			72725 LUMBER	99.99	0.00	0.00	0.00	0.00	0.00			
			72905 ADDL SPECIAL MATL SUPPLIES	6,038.74	0.00	3,000.00	0.00	0.00	0.00			
			72910 OTHER MISCELLANEOUS SUPPLIES	0.00	0.00	3,500.00	0.00	0.00	0.00			
			04 MATERIALS Total				119,530.53	0.00	143,750.00	0.00	0.00	0.00
			06 OTHER			61705 UNEMPLOYMENT COMPENSATION	0.00	0.00	0.00	0.00	0.00	0.00
						65305 OTHER ASSESSMENT	10,124.00	0.00	17,000.00	0.00	0.00	0.00
						65315 STREET MAINT ASSESSMENT	254.50	0.00	20,000.00	0.00	0.00	0.00
						65320 PUBLIC IMPROVEMENT	0.00	0.00	10,000.00	0.00	0.00	0.00
						65325 STORM SEWER SYSTEM CHARGE	53,645.53	0.00	75,000.00	0.00	0.00	0.00
						72925 DEPT HEAD REIMBURSEMENT	3,491.90	0.00	2,000.00	0.00	0.00	0.00
						74205 SETTLEMENTS	147,285.75	0.00	140,000.00	0.00	0.00	0.00
						74310 CITY CONTR TO OUTSIDE AGENCY G	49,992.00	0.00	50,000.00	0.00	0.00	0.00
						74320 PENALTIES	0.00	0.00	0.00	0.00	0.00	0.00
06 OTHER Total						264,793.68	0.00	314,000.00	0.00	0.00	0.00	
07 DEPRECIATIO			76905 DEPRECIATION EXPENSE	69,840.18	0.00	0.00	0.00	0.00	0.00			
			07 DEPRECIATION Total				69,840.18	0.00	0.00	0.00	0.00	
<b>69082105 Total</b>				<b>5,882,404.77</b>	<b>0.00</b>	<b>5,699,223.00</b>	<b>0.00</b>	<b>0.00</b>	<b>0.00</b>			

**St Paul Regional Water Services  
2025 Spending Budget  
By Division and all Accounts detail**

ACCOUNT TYPE (Multiple Items)  
DIVISION Administration

AU	AU DESCRIPTION	MAJOR SUBTOTALS	GeneralLedg Account.AccountDescription	2022 AUDITED ACTUAL	2023 PRELIMINARY ACTUAL	2022 ADOPTED BUDGET	2023 ADOPTED BUDGET	2024 ADOPTED BUDGET	2025 PROPOSED BUDGET		
69082107	AD SAFETY AND SECURITY	01 LABOR	60105 FULL TIME CERTIFIED	242,966.94	266,284.03	212,580.00	223,313.00	247,652.00	256,191.00		
			60120 SHIFT DIFFERENTIAL	2,180.10	2,406.83	0.00	0.00	0.00	2,000.00		
			60145 TRADES NO CITY BENEFITS	0.00	0.00	0.00	0.00	0.00	0.00		
			60175 OVERTIME	11,854.07	16,538.28	15,000.00	15,000.00	15,000.00	15,000.00		
			60410 NOT CERTIFIED TEMP SEASONAL	0.00	0.00	0.00	0.00	0.00	0.00		
			60815 SALARIES COMP ABSENCES	(5,929.11)	0.00	0.00	0.00	0.00	0.00		
			60835 SALARY NEEDS	0.00	0.00	0.00	0.00	0.00	0.00		
			01 LABOR Total			251,072.00	285,229.14	227,580.00	238,313.00	262,652.00	273,191.00
			02 FRINGES	61005 SOCIAL SECURITY	15,097.32	17,540.50	14,110.00	14,748.00	16,254.00	16,938.00	
		61010 MEDICARE REGULAR		3,531.03	4,102.52	3,300.00	3,449.00	3,800.50	3,963.50		
		61110 PERA COORDINATED PENSION		18,870.39	21,320.96	17,068.00	17,841.00	19,662.00	20,489.00		
		61145 TRI COUNCIL PENSION		0.00	0.00	0.00	0.00	0.00	0.00		
		61160 LIUNA PENSION		10.00	284.50	3,686.00	3,686.00	3,686.00	0.00		
		61210 EMPLOYEE HEALTH INSURANCE		46,441.16	31,809.41	42,247.00	41,707.00	21,410.00	33,485.00		
		61216 UNSUBSTANTIATED FLEX DOLLARS		0.00	0.00	0.00	0.00	0.00	0.00		
		61225 EMPLOYEE BASIC LIFE		440.17	490.25	207.00	207.00	207.00	207.00		
		61505 DEFERRED COMP EMPLOYER MATCH		264.20	2,626.80	794.00	794.00	794.00	794.00		
		61550 INDIRECT FRINGES		20,173.63	21,737.58	11,184.00	10,109.00	9,980.78	9,877.50		
		61605 TRADES BENEFITS		0.00	0.00	0.00	0.00	0.00	0.00		
		61905 FRINGE BENEFITS COMP ABSENCE		(424.98)	0.00	3,195.00	3,195.00	3,195.00	3,195.00		
				02 FRINGES Total			104,402.92	99,912.52	95,791.00	95,736.00	78,989.28
			03 SERVICES	63135 MEDICAL	0.00	43,960.14	0.00	15,000.00	15,000.00	30,000.00	
		63160 GENERAL PROFESSIONAL SERVICE		14,900.00	15,360.52	60,000.00	50,000.00	50,000.00	35,000.00		
		63335 TESTING SERVICE		0.00	605.30	5,000.00	2,500.00	2,500.00	0.00		
		64105 BUILDING REPAIR SERVICE		0.00	8,231.50	0.00	0.00	0.00	50,000.00		
		64120 JANITORIAL		669.50	0.00	0.00	0.00	0.00	0.00		
		64230 GENERAL EQUIPMENT REPAIR		0.00	2,421.72	0.00	0.00	0.00	0.00		
		64250 FIELD EQUIPMENT REPAIR		0.00	0.00	2,000.00	0.00	0.00	0.00		
		64505 GENERAL REPAIR MAINT SVC		1,855.48	3,703.99	2,500.00	2,500.00	2,500.00	3,500.00		
		65140 TELEPHONE MONTHLY CHARGE		612.00	612.00	900.00	900.00	324.00	0.00		
		65165 TELEPHONE CELLULAR PHONE		0.00	0.00	0.00	0.00	0.00	0.00		
		67205 POSTAGE		0.00	6.30	0.00	0.00	0.00	0.00		
		67330 PRINTING OUTSIDE		0.00	0.00	0.00	0.00	0.00	1,000.00		
		67335 PRINTING RIVER PRINT		0.00	0.00	0.00	0.00	0.00	0.00		
		67510 LOCAL REGISTRATION FEE		0.00	0.00	0.00	0.00	0.00	0.00		
		67520 TUITION REIMBURSEMENT		0.00	0.00	0.00	0.00	0.00	0.00		
		67525 MEMBERSHIP DUES		850.00	0.00	0.00	0.00	0.00	0.00		
		67535 LODGING		0.00	0.00	0.00	0.00	0.00	0.00		
		67540 MEALS		246.16	0.00	0.00	2,000.00	2,500.00	3,000.00		
		67615 REGULAR MILEAGE		0.00	0.00	0.00	0.00	0.00	0.00		
		67630 PARKING EXPENSE		5.00	0.00	0.00	0.00	0.00	0.00		
		68120 INTERNAL EQUIPMENT RENTAL		18,394.42	16,920.00	20,528.00	20,528.00	20,500.00	12,000.00		
		69590 OTHER SERVICES	2,772.00	19,558.00	0.00	0.00	0.00	2,800.00			
			03 SERVICES Total			40,304.56	111,379.47	90,928.00	93,428.00	93,324.00	137,300.00
			04 MATERIALS	70010 COMMUNICATION SUPPLIES	0.00	0.00	0.00	0.00	0.00	0.00	
		70130 COMPUTER SUPPLIES		4,934.17	1,127.85	1,500.00	3,000.00	0.00	1,200.00		
		70310 OFFICE FURNITURE		0.00	0.00	0.00	0.00	0.00	0.00		
70505 OFFICE ACCESSORIES	0.00	0.00		0.00	0.00	0.00	0.00				

**St Paul Regional Water Services  
2025 Spending Budget  
By Division and all Accounts detail**

ACCOUNT TYPE (Multiple Items)  
DIVISION Administration

AU	AU DESCRIPTION	MAJOR SUBTOTALS	General Ledger Account Description	2022 AUDITED ACTUAL	2023 PRELIMINARY ACTUAL	2022 ADOPTED BUDGET	2023 ADOPTED BUDGET	2024 ADOPTED BUDGET	2025 PROPOSED BUDGET			
69082107	AD SAFETY AND SECURITY	04 MATERIALS	70510 BOOK PERIODICAL PICTURE	371.00	426.13	0.00	0.00	0.00	0.00			
			70520 TRAINING AND INSTRUCTIONAL MAT	535.90	49.00	0.00	0.00	0.00	0.00			
			70525 OFFICE SUPPLIES CONTRACT	296.52	0.00	0.00	0.00	0.00	0.00			
			70530 GEN OFFICE SUPPLIES	216.69	307.13	0.00	0.00	5,000.00	1,000.00			
			71105 MOTOR FUEL	0.00	60.83	0.00	0.00	0.00	0.00			
			71520 GEN BLDG REPAIR MAINT SUPPLY	58.81	9.14	0.00	0.00	0.00	0.00			
			71530 ELECTRICAL SUPPLIES	0.00	0.00	0.00	0.00	0.00	0.00			
			71705 VEHICLE PARTS	0.00	928.72	0.00	0.00	0.00	0.00			
			71805 EQUIPMENT PART AND SUPPLIES	0.00	0.00	5,000.00	0.00	0.00	0.00			
			72105 CLOTHING ALLOWANCE	250.00	250.00	250.00	250.00	250.00	250.00			
			72110 SHOE ALLOWANCE	290.00	265.00	2,000.00	500.00	500.00	500.00			
			72235 MEDICAL SUPPLIES	0.00	316.16	0.00	0.00	0.00	0.00			
			72255 SAFETY SUPPLIES	91,130.48	54,284.74	95,000.00	95,000.00	100,000.00	97,000.00			
			72315 FIELD EQUIPMENT	0.00	1,171.68	53,000.00	0.00	0.00	5,000.00			
			72330 HARDWARE	0.00	0.00	0.00	0.00	0.00	0.00			
			72825 WATER INVENTORY	73.99	34.37	0.00	0.00	0.00	0.00			
			72905 ADDL SPECIAL MATL SUPPLIES	0.00	0.00	2,000.00	0.00	0.00	0.00			
			72910 OTHER MISCELLANEOUS SUPPLIES	0.00	0.00	0.00	0.00	0.00	0.00			
					04 MATERIALS Total		98,157.56	59,230.75	158,750.00	98,750.00	105,750.00	104,950.00
					06 OTHER	72925 DEPT HEAD REIMBURSEMENT	0.00	0.00	0.00	0.00	0.00	0.00
		06 OTHER Total		0.00	0.00	0.00	0.00	0.00	0.00			
<b>69082107 Total</b>				<b>493,937.04</b>	<b>555,751.88</b>	<b>573,049.00</b>	<b>526,227.00</b>	<b>540,715.28</b>	<b>604,389.00</b>			

**St Paul Regional Water Services  
2025 Spending Budget  
By Division and all Accounts detail**

ACCOUNT TYPE (Multiple Items)  
DIVISION Administration

AU	AU DESCRIPTION	MAJOR SUBTOTALS	General Ledger Account Description	2022 AUDITED ACTUAL	2023 PRELIMINARY ACTUAL	2022 ADOPTED BUDGET	2023 ADOPTED BUDGET	2024 ADOPTED BUDGET	2025 PROPOSED BUDGET		
69082115	AD BUSINESS IMPROVEMENT UNIT	01 LABOR	60105 FULL TIME CERTIFIED	233,060.90	0.00	300,123.00	0.00	0.00	0.00		
			60120 SHIFT DIFFERENTIAL	2.82	0.00	0.00	0.00	0.00	0.00		
			60175 OVERTIME	272.47	0.00	4,000.00	0.00	0.00	0.00		
			60310 PART TIME NOT CERTIFIED	54,475.82	0.00	0.00	0.00	0.00	0.00		
			60415 INTERN	1,342.50	0.00	0.00	0.00	0.00	0.00		
			60815 SALARIES COMP ABSENCES	(17,392.37)	0.00	0.00	0.00	0.00	0.00		
			60835 SALARY NEEDS	0.00	0.00	0.00	0.00	0.00	0.00		
			60845 RESERVE FOR PROMOTIONS	0.00	0.00	1,000.00	0.00	0.00	0.00		
				01 LABOR Total		271,762.14	0.00	305,123.00	0.00	0.00	0.00
				02 FRINGES	61005 SOCIAL SECURITY	17,544.96	0.00	18,918.00	0.00	0.00	0.00
					61010 MEDICARE REGULAR	4,103.45	(0.00)	4,424.00	0.00	0.00	0.00
					61110 PERA COORDINATED PENSION	17,464.07	0.00	15,491.00	0.00	0.00	0.00
					61210 EMPLOYEE HEALTH INSURANCE	38,878.43	0.00	43,322.00	0.00	0.00	0.00
					61216 UNSUBSTANTIATED FLEX DOLLARS	0.00	0.00	0.00	0.00	0.00	0.00
					61225 EMPLOYEE BASIC LIFE	505.49	0.00	375.00	0.00	0.00	0.00
					61505 DEFERRED COMP EMPLOYER MATCH	920.00	0.00	1,486.00	0.00	0.00	0.00
					61550 INDIRECT FRINGES	22,697.17	0.00	15,191.00	0.00	0.00	0.00
					61905 FRINGE BENEFITS COMP ABSENCE	(1,398.42)	0.00	16,202.00	0.00	0.00	0.00
				02 FRINGES Total		100,715.15	0.00	115,409.00	0.00	0.00	0.00
				03 SERVICES	63125 CONSULTING	7,500.00	0.00	15,000.00	0.00	0.00	0.00
					65140 TELEPHONE MONTHLY CHARGE	816.00	0.00	800.00	0.00	0.00	0.00
					67510 LOCAL REGISTRATION FEE	140.00	0.00	0.00	0.00	0.00	0.00
					67525 MEMBERSHIP DUES	0.00	0.00	0.00	0.00	0.00	0.00
					67530 TRANSPORTATION	457.19	0.00	0.00	0.00	0.00	0.00
					67615 REGULAR MILEAGE	0.00	0.00	400.00	0.00	0.00	0.00
					67630 PARKING EXPENSE	0.00	0.00	0.00	0.00	0.00	0.00
					03 SERVICES Total		8,913.19	0.00	16,200.00	0.00	0.00
				04 MATERIALS	70010 COMMUNICATION SUPPLIES	0.00	0.00	0.00	0.00	0.00	0.00
					70130 COMPUTER SUPPLIES	0.00	0.00	1,000.00	0.00	0.00	0.00
					70305 OFFICE EQUIPMENT	0.00	0.00	0.00	0.00	0.00	0.00
					70310 OFFICE FURNITURE	0.00	0.00	0.00	0.00	0.00	0.00
					70505 OFFICE ACCESSORIES	0.00	0.00	0.00	0.00	0.00	0.00
					70510 BOOK PERIODICAL PICTURE	0.00	0.00	500.00	0.00	0.00	0.00
					70520 TRAINING AND INSTRUCTIONAL MAT	0.00	0.00	0.00	0.00	0.00	0.00
					70525 OFFICE SUPPLIES CONTRACT	0.00	0.00	0.00	0.00	0.00	0.00
					70530 GEN OFFICE SUPPLIES	0.00	0.00	0.00	0.00	0.00	0.00
					70535 NEWSPAPERS	0.00	0.00	0.00	0.00	0.00	0.00
					71230 OTHER	506.82	0.00	0.00	0.00	0.00	0.00
					72255 SAFETY SUPPLIES	0.00	0.00	0.00	0.00	0.00	0.00
					72330 HARDWARE	0.00	0.00	0.00	0.00	0.00	0.00
					72825 WATER INVENTORY	204.18	0.00	0.00	0.00	0.00	0.00
				72905 ADDL SPECIAL MATL SUPPLIES	0.00	0.00	0.00	0.00	0.00	0.00	
				72910 OTHER MISCELLANEOUS SUPPLIES	104.00	0.00	0.00	0.00	0.00	0.00	
				04 MATERIALS Total		815.00	0.00	1,500.00	0.00	0.00	0.00
		<b>69082115 Total</b>				<b>382,205.48</b>	<b>0.00</b>	<b>438,232.00</b>	<b>0.00</b>	<b>0.00</b>	<b>0.00</b>

**St Paul Regional Water Services  
2025 Spending Budget  
By Division and all Accounts detail**

ACCOUNT TYPE (Multiple Items)  
DIVISION Administration

AU	AU DESCRIPTION	MAJOR SUBTOTALS	General Ledger Account Description	2022 AUDITED ACTUAL	2023 PRELIMINARY ACTUAL	2022 ADOPTED BUDGET	2023 ADOPTED BUDGET	2024 ADOPTED BUDGET	2025 PROPOSED BUDGET
69082170	AD TRAVEL AND TRAINING	01 LABOR	60105 FULL TIME CERTIFIED	0.00	0.00	0.00	0.00	0.00	0.00
		01 LABOR Total		0.00	0.00	0.00	0.00	0.00	0.00
		02 FRINGES	61005 SOCIAL SECURITY	0.00	0.00	0.00	0.00	0.00	0.00
			61010 MEDICARE REGULAR	0.00	0.00	0.00	0.00	0.00	0.00
			61110 PERA COORDINATED PENSION	0.00	0.00	0.00	0.00	0.00	0.00
			61160 LIUNA PENSION	0.00	0.00	0.00	0.00	0.00	0.00
			61210 EMPLOYEE HEALTH INSURANCE	0.00	(0.00)	0.00	0.00	0.00	0.00
			61225 EMPLOYEE BASIC LIFE	0.00	(0.00)	0.00	0.00	0.00	0.00
			61505 DEFERRED COMP EMPLOYER MATCH	0.00	0.00	0.00	0.00	0.00	0.00
		02 FRINGES Total		0.00	(0.00)	0.00	0.00	0.00	0.00
		03 SERVICES	63160 GENERAL PROFESSIONAL SERVICE	19,775.00	12,932.62	26,000.00	115,000.00	129,500.00	74,250.00
			63415 FOOD AND BEVERAGE SERVICE	0.00	0.00	0.00	0.00	0.00	0.00
			64750 MISCELLANEOUS RENTAL	0.00	137.00	0.00	10,000.00	0.00	0.00
			67205 POSTAGE	0.00	0.00	0.00	0.00	0.00	0.00
			67505 OUT OF TOWN REGISTRATION FEE	25,752.50	32,859.59	30,550.00	41,150.00	48,300.00	48,425.00
			67510 LOCAL REGISTRATION FEE	37,782.14	132,356.57	48,700.00	36,750.00	36,250.00	26,250.00
			67515 ONLINE REGISTRATION FEE	2,700.00	15,447.00	0.00	0.00	0.00	0.00
			67520 TUITION REIMBURSEMENT	3,164.32	6,205.33	19,500.00	15,000.00	15,000.00	15,000.00
			67525 MEMBERSHIP DUES	25,187.00	4,100.00	2,300.00	0.00	0.00	7,500.00
			67530 TRANSPORTATION	14,058.73	24,285.00	35,600.00	28,625.00	36,550.00	34,450.00
			67535 LODGING	27,923.87	59,849.21	58,650.00	55,200.00	64,450.00	77,250.00
			67540 MEALS	4,639.52	13,476.15	1,600.00	39,150.00	39,150.00	28,550.00
			67630 PARKING EXPENSE	58.00	(0.00)	0.00	0.00	0.00	0.00
			69505 LICENSE AND PERMIT	0.00	0.00	0.00	0.00	0.00	5,000.00
			69590 OTHER SERVICES	0.00	75.00	0.00	0.00	0.00	0.00
		03 SERVICES Total		161,041.08	301,723.47	222,900.00	340,875.00	369,200.00	316,675.00
		04 MATERIALS	70305 OFFICE EQUIPMENT	0.00	0.00	0.00	0.00	0.00	0.00
			70510 BOOK PERIODICAL PICTURE	322.67	371.70	0.00	0.00	0.00	0.00
			70520 TRAINING AND INSTRUCTIONAL MAT	195.00	1,685.00	4,800.00	2,500.00	2,500.00	2,000.00
			70530 GEN OFFICE SUPPLIES	0.00	0.00	0.00	0.00	0.00	0.00
			71105 MOTOR FUEL	0.00	0.00	0.00	0.00	0.00	0.00
			71520 GEN BLDG REPAIR MAINT SUPPLY	0.00	0.00	0.00	0.00	0.00	0.00
			72255 SAFETY SUPPLIES	0.00	0.00	0.00	0.00	0.00	0.00
			72315 FIELD EQUIPMENT	0.00	0.00	0.00	0.00	0.00	0.00
			72905 ADDL SPECIAL MATL SUPPLIES	0.00	0.00	0.00	0.00	0.00	0.00
		04 MATERIALS Total		517.67	2,056.70	4,800.00	2,500.00	2,500.00	2,000.00
		06 OTHER	72925 DEPT HEAD REIMBURSEMENT	0.00	0.00	0.00	0.00	0.00	0.00
		06 OTHER Total		0.00	0.00	0.00	0.00	0.00	0.00
<b>69082170 Total</b>				<b>161,558.75</b>	<b>303,780.17</b>	<b>227,700.00</b>	<b>343,375.00</b>	<b>371,700.00</b>	<b>318,675.00</b>
<b>Grand Total</b>				<b>7,729,101.26</b>	<b>8,764,457.67</b>	<b>7,825,070.00</b>	<b>8,056,335.00</b>	<b>8,277,772.90</b>	<b>8,605,702.00</b>

**St Paul Regional Water Services  
2025 Spending Budget  
By Division and all Accounts detail**

ACCOUNT TYPE	(Multiple Items)
DIVISION	Business

AU	AU DESCRIPTION	MAJOR SUBTOTALS	General Ledger Account Description	2022 AUDITED ACTUAL	2023 PRELIMINARY ACTUAL	2022 ADOPTED BUDGET	2023 ADOPTED BUDGET	2024 ADOPTED BUDGET	2025 PROPOSED BUDGET			
69082110	BD BUSINESS ADMINISTRATION	01 LABOR	60105 FULL TIME CERTIFIED	145,827.10	165,599.52	144,225.00	153,977.00	159,342.00	186,421.00			
			60175 OVERTIME	678.77	0.00	0.00	0.00	0.00	0.00			
			60410 NOT CERTIFIED TEMP SEASONAL	0.00	0.00	0.00	0.00	0.00	0.00			
			60415 INTERN	0.00	0.00	0.00	0.00	0.00	33,323.00			
			60417 TRI COUNCIL NOT CERTIFIED TEMP	0.00	0.00	0.00	0.00	0.00	0.00			
			60815 SALARIES COMP ABSENCES	2,934.00	0.00	0.00	0.00	0.00	0.00			
			60835 SALARY NEEDS	0.00	0.00	0.00	0.00	0.00	0.00			
			60845 RESERVE FOR PROMOTIONS	0.00	0.00	0.00	0.00	0.00	0.00			
		01 LABOR Total				149,439.87	165,599.52	144,225.00	153,977.00	159,342.00	167,133.00	
		02 FRINGES	61005 SOCIAL SECURITY	8,977.33	10,014.70	8,854.00	9,528.00	9,859.00	10,362.00			
			61010 MEDICARE REGULAR	2,099.56	2,342.16	2,091.00	2,228.00	2,306.00	2,423.00			
			61110 PERA COORDINATED PENSION	11,124.04	12,382.45	10,817.00	11,525.00	11,927.00	10,036.00			
			61145 TRI COUNCIL PENSION	0.00	0.00	619.00	0.00	0.00	0.00			
			61160 LIUNA PENSION	0.00	0.00	81.00	81.00	81.00	81.00			
			61210 EMPLOYEE HEALTH INSURANCE	14,277.36	9,219.95	21,661.00	21,351.00	10,147.00	24,408.00			
			61225 EMPLOYEE BASIC LIFE	196.12	197.20	297.00	297.00	297.00	297.00			
			61230 SHORT LONG TERM DISABILITY NON REP	0.00	0.00	0.00	0.00	0.00	0.00			
			61505 DEFERRED COMP EMPLOYER MATCH	0.00	0.00	1,168.00	1,168.00	1,168.00	1,168.00			
			61550 INDIRECT FRINGES	11,395.97	12,458.74	7,211.00	6,531.00	6,055.00	6,100.00			
			61605 TRADES BENEFITS	0.00	0.00	0.00	0.00	0.00	0.00			
			61905 FRINGE BENEFITS COMP ABSENCE	224.45	0.00	13,135.00	13,135.00	13,135.00	13,135.00			
			02 FRINGES Total				48,294.83	46,615.20	65,934.00	65,844.00	54,975.00	71,545.00
			03 SERVICES	63132 TECHNOLOGY PROGRAMMING	0.00	0.00	0.00	0.00	0.00	0.00		
				63160 GENERAL PROFESSIONAL SERVICE	965.16	3,808.00	0.00	0.00	0.00	0.00		
				64505 GENERAL REPAIR MAINT SVC	0.00	0.00	0.00	0.00	0.00	0.00		
		64725 PORTABLE TOILET		0.00	0.00	0.00	0.00	0.00	0.00			
		64735 EQUIPMENT RENTAL		0.00	0.00	0.00	0.00	0.00	0.00			
		64750 MISCELLANEOUS RENTAL		0.00	0.00	0.00	0.00	0.00	0.00			
		65140 TELEPHONE MONTHLY CHARGE		204.00	204.00	0.00	0.00	204.00	0.00			
		67205 POSTAGE		8.70	0.00	0.00	0.00	0.00	0.00			
		67330 PRINTING OUTSIDE		0.00	0.00	0.00	0.00	0.00	0.00			
		67335 PRINTING RIVER PRINT		1,230.76	0.00	0.00	0.00	0.00	0.00			
		67340 PUBLICATION AND ADVERTISING		826.20	0.00	0.00	0.00	0.00	0.00			
		67355 OTHER PRINT SERVICE		1,134.48	0.00	0.00	0.00	0.00	0.00			
67510 LOCAL REGISTRATION FEE	175.00	0.00		500.00	0.00	0.00	0.00					
67525 MEMBERSHIP DUES	0.00	0.00		0.00	0.00	0.00	0.00					
67530 TRANSPORTATION	0.00	0.00		1,200.00	0.00	0.00	0.00					
67540 MEALS	0.00	0.00		200.00	0.00	0.00	0.00					
67615 REGULAR MILEAGE	0.00	0.00	400.00	400.00	400.00	0.00						
67630 PARKING EXPENSE	21.00	0.00	0.00	0.00	0.00	0.00						
69590 OTHER SERVICES	0.00	0.00	0.00	0.00	0.00	0.00						



**St Paul Regional Water Services  
2025 Spending Budget  
By Division and all Accounts detail**

ACCOUNT TYPE (Multiple Items)  
DIVISION Business

AU	AU DESCRIPTION	MAJOR SUBTOTALS	General Ledger Account Description	2022 AUDITED ACTUAL	2023 PRELIMINARY ACTUAL	2022 ADOPTED BUDGET	2023 ADOPTED BUDGET	2024 ADOPTED BUDGET	2025 PROPOSED BUDGET
<b>69082110</b>	<b>BD BUSINESS ADMINISTRATION</b>	03 SERVICES Total		4,565.30	4,012.00	2,300.00	400.00	604.00	0.00
		04 MATERIALS							
			<b>70010</b> COMMUNICATION SUPPLIES	0.00	0.00	0.00	0.00	0.00	0.00
			<b>70130</b> COMPUTER SUPPLIES	86.00	0.00	0.00	0.00	0.00	0.00
			<b>70205</b> PAPER SUPPLIES RIVERPRINT	0.00	0.00	0.00	0.00	0.00	0.00
			<b>70305</b> OFFICE EQUIPMENT	0.00	5,754.86	1,000.00	1,200.00	1,200.00	0.00
			<b>70310</b> OFFICE FURNITURE	0.00	0.00	0.00	0.00	0.00	0.00
			<b>70505</b> OFFICE ACCESSORIES	0.00	0.00	200.00	0.00	0.00	0.00
			<b>70510</b> BOOK PERIODICAL PICTURE	2,182.05	588.25	3,000.00	3,000.00	3,000.00	0.00
			<b>70525</b> OFFICE SUPPLIES CONTRACT	0.00	0.00	0.00	0.00	0.00	0.00
			<b>70530</b> GEN OFFICE SUPPLIES	121.02	0.00	500.00	500.00	500.00	500.00
			<b>70535</b> NEWSPAPERS	59.88	0.00	0.00	0.00	0.00	0.00
			<b>70545</b> PHOTO SUPPLIES AND VIDEO TAPE	481.13	15.55	0.00	0.00	0.00	0.00
			<b>72105</b> CLOTHING ALLOWANCE	0.00	514.91	0.00	0.00	0.00	0.00
			<b>72110</b> SHOE ALLOWANCE	0.00	0.00	0.00	0.00	0.00	0.00
			<b>72255</b> SAFETY SUPPLIES	0.00	0.00	0.00	0.00	0.00	0.00
			<b>72330</b> HARDWARE	0.00	0.00	0.00	0.00	0.00	0.00
			<b>72825</b> WATER INVENTORY	33.13	1,945.08	0.00	0.00	0.00	0.00
			<b>72905</b> ADDL SPECIAL MATL SUPPLIES	1,953.68	113.00	2,000.00	3,500.00	3,500.00	0.00
			<b>72910</b> OTHER MISCELLANEOUS SUPPLIES	4,653.71	(0.00)	1,500.00	0.00	0.00	0.00
		04 MATERIALS Total		9,570.60	8,931.65	8,200.00	8,200.00	8,200.00	500.00
		07 DEPRECIATIO	<b>76905</b> DEPRECIATION EXPENSE	613.16	613.16	0.00	0.00	0.00	0.00
		07 DEPRECIATION Total		613.16	613.16	0.00	0.00	0.00	0.00
<b>69082110 Total</b>				<b>212,483.76</b>	<b>225,771.53</b>	<b>220,659.00</b>	<b>228,421.00</b>	<b>223,121.00</b>	<b>258,486.00</b>

**St Paul Regional Water Services  
2025 Spending Budget  
By Division and all Accounts detail**

ACCOUNT TYPE	(Multiple Items)
DIVISION	Business

AU	AU DESCRIPTION	MAJOR SUBTOTALS	General Ledger Account Description	2022 AUDITED ACTUAL	2023 PRELIMINARY ACTUAL	2022 ADOPTED BUDGET	2023 ADOPTED BUDGET	2024 ADOPTED BUDGET	2025 PROPOSED BUDGET		
69082120	BD CALL CENTER	01 LABOR	60105 FULL TIME CERTIFIED	620,786.64	682,600.97	662,306.00	694,578.00	730,876.00	763,721.00		
			60120 SHIFT DIFFERENTIAL	6.78	2.35	0.00	0.00	0.00	0.00		
			60175 OVERTIME	5,167.16	3,135.79	2,500.00	4,500.00	4,500.00	4,500.00		
			60815 SALARIES COMP ABSENCES	5,111.77	0.00	0.00	0.00	0.00	0.00		
			60835 SALARY NEEDS	0.00	0.00	0.00	0.00	0.00	0.00		
			60845 RESERVE FOR PROMOTIONS	0.00	0.00	0.00	0.00	0.00	0.00		
			01 LABOR Total			631,072.35	685,739.11	664,806.00	699,078.00	735,376.00	768,221.00
			02 FRINGES	61005 SOCIAL SECURITY	37,090.84	40,903.66	41,218.00	43,257.00	45,505.00	47,631.00	
		61010 MEDICARE REGULAR		8,674.35	9,566.20	9,640.00	10,117.00	10,641.25	11,139.25		
		61110 PERA COORDINATED PENSION		46,868.88	51,428.08	49,860.00	52,329.00	55,043.50	57,617.50		
		61160 LIUNA PENSION		0.00	0.00	0.00	0.00	0.00	0.00		
		61210 EMPLOYEE HEALTH INSURANCE		137,440.83	145,538.36	177,131.00	172,862.00	177,885.00	190,116.00		
		61216 UNSUBSTANTIATED FLEX DOLLARS		0.00	0.00	0.00	0.00	0.00	0.00		
		61225 EMPLOYEE BASIC LIFE		1,223.29	1,303.10	777.00	777.00	777.00	777.00		
		61415 SEVERANCE VACATION BAL		866.00	0.00	0.00	0.00	0.00	0.00		
		61505 DEFERRED COMP EMPLOYER MATCH		0.00	0.00	3,150.00	3,150.00	3,150.00	3,150.00		
		61550 INDIRECT FRINGES		49,435.86	52,058.83	33,208.00	29,651.00	27,944.29	27,670.25		
		61905 FRINGE BENEFITS COMP ABSENCE		393.20	0.00	26,204.00	26,204.00	26,204.00	26,204.00		
			02 FRINGES Total			281,993.25	300,798.23	341,188.00	338,347.00	347,150.04	364,305.00
			03 SERVICES	63435 TEMPORARY EMPLOYMENT SVC	0.00	0.00	0.00	0.00	0.00	0.00	
		64220 EQUIPMENT MAINTENANCE CONTRACT		0.00	0.00	0.00	0.00	0.00	0.00		
		64230 GENERAL EQUIPMENT REPAIR		0.00	136.02	1,000.00	1,000.00	1,500.00	1,000.00		
		64505 GENERAL REPAIR MAINT SVC		127.71	0.00	0.00	0.00	0.00	0.00		
		64735 EQUIPMENT RENTAL		5,211.12	5,211.12	5,250.00	5,250.00	6,000.00	6,100.00		
		65140 TELEPHONE MONTHLY CHARGE		2,448.00	2,244.00	7,000.00	7,000.00	0.00	0.00		
		65160 TELEPHONE NON VOICE SERVICE		0.00	0.00	1,000.00	1,000.00	1,000.00	0.00		
		65170 COMMUNICATION SERVICE		3,249.75	2,305.80	5,000.00	5,000.00	5,000.00	5,000.00		
		67205 POSTAGE		249,618.21	311,801.75	260,000.00	263,000.00	295,000.00	350,000.00		
		67215 SHIPPING		6.00	0.00	0.00	0.00	0.00	0.00		
		67330 PRINTING OUTSIDE		103,295.41	150,995.25	160,000.00	3,000.00	160,000.00	200,000.00		
		67335 PRINTING RIVER PRINT		706.00	0.00	0.00	0.00	0.00	0.00		
		67350 WATER BILL RIVERPRINT		44,385.92	37,478.17	0.00	157,000.00	0.00	0.00		
		67505 OUT OF TOWN REGISTRATION FEE		3,000.00	0.00	0.00	0.00	0.00	0.00		
			03 SERVICES Total			412,048.12	510,172.11	439,250.00	442,250.00	468,500.00	562,100.00
			04 MATERIALS	70130 COMPUTER SUPPLIES	0.00	0.00	1,000.00	0.00	0.00	0.00	
		70205 PAPER SUPPLIES RIVERPRINT		0.00	0.00	0.00	0.00	0.00	0.00		
		70210 PAPER FORMS ETC		32,474.00	35,035.86	51,000.00	60,000.00	60,000.00	114,000.00		
		70215 LETTERHEAD AND ENVELOPE		39,901.86	36,254.50	45,000.00	54,000.00	54,000.00	0.00		
		70305 OFFICE EQUIPMENT		902.90	654.82	3,000.00	3,000.00	0.00	0.00		
		70310 OFFICE FURNITURE		0.00	0.00	0.00	0.00	0.00	0.00		
				70525 OFFICE SUPPLIES CONTRACT	1,666.26	0.00	1,000.00	0.00	0.00	0.00	

**St Paul Regional Water Services  
 2025 Spending Budget  
 By Division and all Accounts detail**

ACCOUNT TYPE (Multiple Items)  
 DIVISION Business

AU	AU DESCRIPTION	MAJOR SUBTOTALS	GeneralLedg Account.AccountDescription	2022 AUDITED ACTUAL	2023 PRELIMINARY ACTUAL	2022 ADOPTED BUDGET	2023 ADOPTED BUDGET	2024 ADOPTED BUDGET	2025 PROPOSED BUDGET	
69082120	BD CALL CENTER	04 MATERIALS	70530 GEN OFFICE SUPPLIES	914.71	2,732.65	2,000.00	3,000.00	6,000.00	4,000.00	
			71630 SIGNING MATERIALS	0.00	0.00	0.00	0.00	0.00	0.00	
			72905 ADDL SPECIAL MATL SUPPLIES	368.56	0.00	2,000.00	2,000.00	2,000.00	1,000.00	
			72910 OTHER MISCELLANEOUS SUPPLIES	0.00	0.00	0.00	0.00	0.00	0.00	
		04 MATERIALS Total			76,228.29	74,677.83	105,000.00	122,000.00	122,000.00	119,000.00
		07 DEPRECIATIO	76905 DEPRECIATION EXPENSE	0.00	0.00	0.00	0.00	0.00	0.00	
		07 DEPRECIATION Total			0.00	0.00	0.00	0.00	0.00	0.00
<b>69082120 Total</b>				<b>1,401,342.01</b>	<b>1,571,387.28</b>	<b>1,550,244.00</b>	<b>1,601,675.00</b>	<b>1,673,026.04</b>	<b>1,813,626.00</b>	

**St Paul Regional Water Services  
2025 Spending Budget  
By Division and all Accounts detail**

ACCOUNT TYPE	(Multiple Items)
DIVISION	Business

AU	AU DESCRIPTION	MAJOR SUBTOTALS	General Ledger Account Description	2022 AUDITED ACTUAL	2023 PRELIMINARY ACTUAL	2022 ADOPTED BUDGET	2023 ADOPTED BUDGET	2024 ADOPTED BUDGET	2025 PROPOSED BUDGET		
69082130	BD FINANCIAL SERVICES	01 LABOR	60105 FULL TIME CERTIFIED	788,913.21	960,360.83	996,033.00	992,264.00	1,054,665.00	1,086,779.00		
			60120 SHIFT DIFFERENTIAL	30.88	28.91	0.00	0.00	0.00	0.00		
			60175 OVERTIME	22,506.08	17,157.81	10,000.00	20,000.00	20,000.00	20,000.00		
			60305 PART TIME CERTIFIED	3,185.03	0.00	0.00	0.00	0.00	0.00		
			60815 SALARIES COMP ABSENCES	(15,827.17)	0.00	0.00	0.00	0.00	0.00		
			60825 WATER LABOR ADDITIVE	(286,528.24)	(253,473.89)	(363,000.00)	(363,000.00)	(363,000.00)	(363,000.00)		
			60835 SALARY NEEDS	0.00	0.00	0.00	0.00	0.00	0.00		
			60845 RESERVE FOR PROMOTIONS	0.00	0.00	0.00	0.00	0.00	0.00		
		01 LABOR Total				512,279.79	724,073.66	643,033.00	649,264.00	711,665.00	743,779.00
		02 FRINGES	61005 SOCIAL SECURITY	49,299.73	59,739.84	62,374.00	62,639.00	66,498.00	68,622.00		
			61010 MEDICARE REGULAR	11,529.84	13,971.44	14,587.00	14,651.00	15,552.50	16,049.00		
			61110 PERA COORDINATED PENSION	60,859.07	72,866.56	75,452.00	75,772.00	80,442.00	83,009.00		
			61210 EMPLOYEE HEALTH INSURANCE	141,624.96	153,833.07	193,417.00	198,257.00	209,261.00	217,590.00		
			61225 EMPLOYEE BASIC LIFE	1,544.00	1,753.08	1,075.00	1,075.00	1,075.00	1,075.00		
			61415 SEVERANCE VACATION BAL	0.00	0.00	0.00	0.00	0.00	0.00		
			61505 DEFERRED COMP EMPLOYER MATCH	1,200.00	1,650.00	4,151.00	4,151.00	4,151.00	4,151.00		
			61550 INDIRECT FRINGES	64,743.51	74,421.35	50,172.00	42,936.00	40,837.27	39,894.00		
			61815 TEMPORARY TOTAL DISABILITY	0.00	0.00	0.00	0.00	0.00	0.00		
			61905 FRINGE BENEFITS COMP ABSENCE	(1,156.15)	0.00	49,794.00	49,794.00	49,794.00	49,794.00		
			02 FRINGES Total				329,644.96	378,235.34	451,022.00	449,275.00	467,610.77
		03 SERVICES	63105 ACCOUNTING AND AUDITING	33,396.50	22,442.00	45,000.00	50,000.00	50,000.00	50,000.00		
			63160 GENERAL PROFESSIONAL SERVICE	0.00	0.00	200,000.00	10,000.00	10,000.00	130,000.00		
			63390 ARMORED CAR SERVICE	13,210.46	14,375.85	8,000.00	10,000.00	14,400.00	10,000.00		
			63435 TEMPORARY EMPLOYMENT SVC	0.00	1,750.00	10,000.00	10,000.00	10,000.00	0.00		
			63605 COLLECTION AGENCY FEE	0.00	1,132.14	2,500.00	2,500.00	2,500.00	2,500.00		
			63615 BANK SERVICES	49.43	0.00	0.00	0.00	0.00	0.00		
			63620 MERCHANT SERVICE FEES	365,491.71	455,215.25	400,000.00	400,000.00	100,000.00	100,000.00		
			63625 SPEC ASMT PROCESSING FEES	0.00	0.00	0.00	0.00	0.00	0.00		
			63630 LATE PAYMENT PENALTY	0.00	139.18	500.00	500.00	500.00	500.00		
			64220 EQUIPMENT MAINTENANCE CONTRACT	0.00	0.00	0.00	2,000.00	500.00	0.00		
			64505 GENERAL REPAIR MAINT SVC	0.00	0.00	0.00	0.00	0.00	0.00		
			65140 TELEPHONE MONTHLY CHARGE	2,040.00	2,652.00	4,600.00	4,600.00	0.00	0.00		
			67205 POSTAGE	2,119.46	2,008.16	3,000.00	3,500.00	3,500.00	3,500.00		
			67210 COURIER	1,473.05	1,521.46	3,000.00	3,500.00	3,500.00	2,500.00		
			67330 PRINTING OUTSIDE	32.70	170.78	500.00	500.00	500.00	500.00		
67335 PRINTING RIVER PRINT	164.99		0.00	0.00	0.00	0.00	0.00				
67525 MEMBERSHIP DUES	0.00	0.00	500.00	0.00	0.00	0.00					
67615 REGULAR MILEAGE	1,213.40	0.00	3,500.00	3,500.00	2,000.00	1,500.00					
67630 PARKING EXPENSE	24.12	0.00	100.00	100.00	0.00	0.00					
68120 INTERNAL EQUIPMENT RENTAL	4,772.93	0.00	0.00	0.00	0.00	0.00					
03 SERVICES Total				423,988.75	501,406.82	681,200.00	500,700.00	197,400.00	301,000.00		

**St Paul Regional Water Services  
2025 Spending Budget  
By Division and all Accounts detail**

ACCOUNT TYPE (Multiple Items)  
DIVISION Business

AU	AU DESCRIPTION	MAJOR SUBTOTALS	GeneralLedg Account.AccountDescription	2022 AUDITED ACTUAL	2023 PRELIMINARY ACTUAL	2022 ADOPTED BUDGET	2023 ADOPTED BUDGET	2024 ADOPTED BUDGET	2025 PROPOSED BUDGET	
69082130	BD FINANCIAL SERVICES	04 MATERIALS	70130 COMPUTER SUPPLIES	0.00	0.00	500.00	0.00	0.00	0.00	
			70205 PAPER SUPPLIES RIVERPRINT	0.00	0.00	0.00	0.00	0.00	0.00	
			70305 OFFICE EQUIPMENT	0.00	1,047.71	1,500.00	1,500.00	1,500.00	2,000.00	
			70310 OFFICE FURNITURE	0.00	0.00	0.00	0.00	0.00	0.00	
			70510 BOOK PERIODICAL PICTURE	0.00	0.00	0.00	0.00	0.00	0.00	
			70525 OFFICE SUPPLIES CONTRACT	2,355.45	0.00	4,000.00	0.00	0.00	0.00	
			70530 GEN OFFICE SUPPLIES	257.87	4,176.68	2,000.00	6,000.00	4,000.00	4,000.00	
			72905 ADDL SPECIAL MATL SUPPLIES	0.00	0.00	0.00	0.00	0.00	0.00	
			72910 OTHER MISCELLANEOUS SUPPLIES	0.00	0.00	400.00	0.00	0.00	0.00	
		04 MATERIALS Total			2,613.32	5,224.39	8,400.00	7,500.00	5,500.00	6,000.00
		07 DEPRECIATIO		76905 DEPRECIATION EXPENSE	10,771.84	10,771.84	0.00	0.00	0.00	0.00
07 DEPRECIATION Total			10,771.84	10,771.84	0.00	0.00	0.00	0.00		
<b>69082130 Total</b>				<b>1,279,298.66</b>	<b>1,619,712.05</b>	<b>1,783,655.00</b>	<b>1,606,739.00</b>	<b>1,382,175.77</b>	<b>1,530,963.00</b>	

**St Paul Regional Water Services  
2025 Spending Budget  
By Division and all Accounts detail**

ACCOUNT TYPE	(Multiple Items)
DIVISION	Business

AU	AU DESCRIPTION	MAJOR SUBTOTALS	GeneralLedg Account.AccountDescription	2022 AUDITED ACTUAL	2023 PRELIMINARY ACTUAL	2022 ADOPTED BUDGET	2023 ADOPTED BUDGET	2024 ADOPTED BUDGET	2025 PROPOSED BUDGET
69082140	BD INFORMATION SERVICES UNIT	01 LABOR	60105 FULL TIME CERTIFIED	957,929.72	1,074,274.59	1,097,825.00	1,128,051.00	1,194,123.00	1,265,499.00
			60120 SHIFT DIFFERENTIAL	383.36	563.49	0.00	0.00	0.00	0.00
			60175 OVERTIME	26,327.48	28,154.69	20,000.00	25,000.00	25,000.00	25,000.00
			60310 PART TIME NOT CERTIFIED	0.00	0.00	0.00	0.00	0.00	0.00
			60815 SALARIES COMP ABSENCES	5,749.48	0.00	0.00	0.00	0.00	0.00
			60835 SALARY NEEDS	0.00	0.00	0.00	0.00	0.00	0.00
			60845 RESERVE FOR PROMOTIONS	0.00	0.00	10,000.00	10,000.00	20,000.00	10,000.00
		01 LABOR Total		990,390.04	1,102,992.77	1,127,825.00	1,163,051.00	1,239,123.00	1,300,499.00
		02 FRINGES	61005 SOCIAL SECURITY	58,785.11	66,606.16	75,091.00	71,972.00	76,677.00	80,632.00
			61010 MEDICARE REGULAR	13,748.15	15,577.24	17,561.00	16,832.00	17,933.50	18,856.00
			61110 PERA COORDINATED PENSION	73,878.55	82,428.38	90,836.00	87,060.00	92,757.00	97,538.50
			61210 EMPLOYEE HEALTH INSURANCE	149,367.44	156,110.15	206,935.00	194,113.00	212,461.00	234,031.00
			61216 UNSUBSTANTIATED FLEX DOLLARS	0.00	0.00	0.00	0.00	0.00	0.00
			61225 EMPLOYEE BASIC LIFE	1,454.61	1,587.76	1,232.00	1,232.00	1,232.00	1,232.00
			61415 SEVERANCE VACATION BAL	10,142.24	0.00	0.00	0.00	0.00	0.00
			61505 DEFERRED COMP EMPLOYER MATCH	1,800.00	3,931.00	4,905.00	4,905.00	4,905.00	4,905.00
			61550 INDIRECT FRINGES	76,297.59	84,472.25	60,583.00	49,333.00	47,086.67	46,905.00
			61905 FRINGE BENEFITS COMP ABSENCE	397.60	0.00	46,783.00	46,783.00	46,783.00	46,783.00
		02 FRINGES Total		385,871.29	410,712.94	503,926.00	472,230.00	499,835.17	530,882.50
		03 SERVICES	63132 TECHNOLOGY PROGRAMMING	0.00	0.00	10,000.00	10,000.00	0.00	0.00
			63160 GENERAL PROFESSIONAL SERVICE	62,067.93	114,567.42	215,000.00	840,000.00	480,000.00	255,000.00
			63435 TEMPORARY EMPLOYMENT SVC	0.00	0.00	0.00	0.00	0.00	0.00
			63630 LATE PAYMENT PENALTY	0.00	0.00	0.00	0.00	0.00	0.00
			64220 EQUIPMENT MAINTENANCE CONTRACT	0.00	0.00	0.00	0.00	0.00	0.00
			64235 COMPUTER MAINTENANCE	340,729.37	381,015.16	704,862.00	751,665.00	16,614.00	79,000.00
			64505 GENERAL REPAIR MAINT SVC	0.00	0.00	4,120.00	4,120.00	0.00	0.00
			65115 ELECTRONIC DATA SUBSCRIPTION	80,425.98	78,738.46	150,312.00	150,802.00	210,200.00	760,576.00
			65120 INTERNET SERVICES	0.00	0.00	1,545.00	1,600.00	0.00	0.00
			65125 TECHNOLOGY SERVICES	0.00	0.00	0.00	0.00	0.00	0.00
			65140 TELEPHONE MONTHLY CHARGE	1,836.00	2,040.00	4,120.00	4,244.00	60,000.00	63,000.00
			65160 TELEPHONE NON VOICE SERVICE	38,730.99	50,973.86	53,460.00	54,300.00	70,000.00	70,000.00
			65165 TELEPHONE CELLULAR PHONE	68,083.78	77,709.44	58,550.00	77,000.00	105,000.00	115,000.00
			67205 POSTAGE	0.00	0.00	0.00	0.00	0.00	0.00
			67355 OTHER PRINT SERVICE	0.00	0.00	3,500.00	7,500.00	0.00	0.00
			67510 LOCAL REGISTRATION FEE	25.00	0.00	0.00	0.00	0.00	0.00
			67520 TUITION REIMBURSEMENT	174.00	0.00	0.00	0.00	0.00	0.00
			67525 MEMBERSHIP DUES	2,960.37	0.00	7,210.00	0.00	0.00	0.00
			67615 REGULAR MILEAGE	0.00	0.00	1,030.00	1,030.00	500.00	500.00
			67630 PARKING EXPENSE	0.00	0.00	0.00	0.00	0.00	0.00
			69590 OTHER SERVICES	0.00	0.00	0.00	0.00	0.00	0.00
		03 SERVICES Total		595,033.42	705,044.34	1,213,709.00	1,902,261.00	942,314.00	1,343,076.00
		04 MATERIALS	70010 COMMUNICATION SUPPLIES	3,740.81	3,115.03	6,000.00	6,180.00	0.00	0.00
			70110 COMPUTER SOFTWARE	54,359.26	142,715.56	295,731.00	202,598.00	730,400.00	522,923.00
			70120 COMPUTER HARDWARE	161,309.08	56,580.91	170,330.00	92,000.00	200,000.00	125,000.00
			70125 WIRE CABLE CONDUIT	239.54	0.00	0.00	0.00	0.00	0.00
			70130 COMPUTER SUPPLIES	5,302.77	1,118.17	7,210.00	25,210.00	32,000.00	7,500.00

**St Paul Regional Water Services  
2025 Spending Budget  
By Division and all Accounts detail**

ACCOUNT TYPE (Multiple Items)  
DIVISION Business

AU	AU DESCRIPTION	MAJOR SUBTOTALS	General Ledger Account Description	2022 AUDITED ACTUAL	2023 PRELIMINARY ACTUAL	2022 ADOPTED BUDGET	2023 ADOPTED BUDGET	2024 ADOPTED BUDGET	2025 PROPOSED BUDGET
69082140	BD INFORMATION SERVICES UNIT	04 MATERIALS	70305 OFFICE EQUIPMENT	41,972.76	45,580.82	45,000.00	53,000.00	46,000.00	50,000.00
			70310 OFFICE FURNITURE	0.00	0.00	0.00	0.00	0.00	0.00
			70510 BOOK PERIODICAL PICTURE	627.20	145.41	700.00	500.00	0.00	0.00
			70520 TRAINING AND INSTRUCTIONAL MAT	0.00	0.00	0.00	0.00	0.00	0.00
			70525 OFFICE SUPPLIES CONTRACT	1,517.50	0.00	3,500.00	0.00	0.00	0.00
			70530 GEN OFFICE SUPPLIES	1,544.23	1,470.89	5,000.00	8,500.00	2,000.00	2,000.00
			71805 EQUIPMENT PART AND SUPPLIES	0.00	0.00	300.00	0.00	0.00	0.00
			72305 SMALL TOOL	0.00	0.00	0.00	0.00	0.00	0.00
			72330 HARDWARE	0.00	0.00	0.00	0.00	0.00	0.00
			72825 WATER INVENTORY	0.00	28.34	0.00	0.00	0.00	0.00
			72910 OTHER MISCELLANEOUS SUPPLIES	0.00	0.00	0.00	0.00	0.00	0.00
		04 MATERIALS Total		270,613.15	250,755.13	533,771.00	387,988.00	1,010,400.00	707,423.00
		07 DEPRECIATIO	76905 DEPRECIATION EXPENSE	94,858.12	95,262.36	0.00	0.00	0.00	0.00
		07 DEPRECIATION Total		94,858.12	95,262.36	0.00	0.00	0.00	0.00
		09 LOSS ON DISF	76810 LOSS ON PROP DISPOSAL	2,095.41	0.00	0.00	0.00	0.00	0.00
		09 LOSS ON DISPOSAL Total		2,095.41	0.00	0.00	0.00	0.00	0.00
<b>69082140 Total</b>				<b>2,338,861.43</b>	<b>2,564,767.54</b>	<b>3,379,231.00</b>	<b>3,925,530.00</b>	<b>3,691,672.17</b>	<b>3,881,880.50</b>

**St Paul Regional Water Services  
2025 Spending Budget  
By Division and all Accounts detail**

ACCOUNT TYPE	(Multiple Items)
DIVISION	Business

AU	AU DESCRIPTION	MAJOR SUBTOTALS	GeneralLedgr Account.AccountDescription	2022 AUDITED ACTUAL	2023 PRELIMINARY ACTUAL	2022 ADOPTED BUDGET	2023 ADOPTED BUDGET	2024 ADOPTED BUDGET	2025 PROPOSED BUDGET		
69082150	BD METER OPERATIONS	01 LABOR	60105 FULL TIME CERTIFIED	853,578.41	914,180.39	963,761.00	971,830.00	942,017.00	678,400.00		
			60120 SHIFT DIFFERENTIAL	178.12	395.90	0.00	0.00	0.00	0.00		
			60145 TRADES NO CITY BENEFITS	0.00	0.00	0.00	0.00	0.00	0.00		
			60155 OVERTIME TRADES	0.00	78.90	0.00	0.00	0.00	0.00		
			60175 OVERTIME	40,732.74	45,515.36	40,000.00	50,000.00	50,000.00	50,000.00		
			60410 NOT CERTIFIED TEMP SEASONAL	4,278.17	0.00	0.00	0.00	0.00	0.00		
			60417 TRI COUNCIL NOT CERTIFIED TEMP	0.00	420.80	0.00	0.00	0.00	0.00		
			60815 SALARIES COMP ABSENCES	13,625.90	0.00	0.00	0.00	0.00	0.00		
			60835 SALARY NEEDS	0.00	0.00	0.00	0.00	0.00	0.00		
			60845 RESERVE FOR PROMOTIONS	0.00	0.00	3,000.00	3,000.00	3,000.00	15,000.00		
		01 LABOR Total				912,393.34	960,591.35	1,006,761.00	1,024,830.00	995,017.00	743,400.00
		02 FRINGES	61005 SOCIAL SECURITY	54,271.46	58,372.96	62,419.00	63,420.00	61,574.00	46,091.00		
			61010 MEDICARE REGULAR	12,692.98	13,651.99	14,598.00	14,832.00	14,399.50	10,779.50		
			61110 PERA COORDINATED PENSION	66,890.10	72,060.33	75,507.00	76,717.00	74,485.00	55,755.00		
			61145 TRI COUNCIL PENSION	316.80	0.00	0.00	0.00	0.00	0.00		
			61160 LIUNA PENSION	120.00	136.00	0.00	0.00	0.00	0.00		
			61210 EMPLOYEE HEALTH INSURANCE	173,578.58	179,773.39	199,868.00	218,496.00	222,026.00	151,473.00		
			61216 UNSUBSTANTIATED FLEX DOLLARS	0.00	0.00	0.00	0.00	0.00	0.00		
			61225 EMPLOYEE BASIC LIFE	1,596.07	1,618.23	1,075.00	1,075.00	1,075.00	1,075.00		
			61505 DEFERRED COMP EMPLOYER MATCH	0.00	746.55	4,256.00	4,256.00	4,256.00	4,256.00		
			61550 INDIRECT FRINGES	71,448.08	72,681.10	49,779.00	43,472.00	37,810.65	26,924.50		
			61605 TRADES BENEFITS	283.10	291.77	0.00	0.00	0.00	0.00		
			61815 TEMPORARY TOTAL DISABILITY	18,595.99	1,132.42	0.00	0.00	0.00	0.00		
			61820 TEMPORARY PARTIAL DISABILITY	12,582.52	9,568.75	0.00	0.00	0.00	0.00		
			61830 MEDICAL CHARGES	0.00	0.00	0.00	0.00	0.00	0.00		
			61850 WC MILEAGE AND PARKING REIMB	0.00	0.00	0.00	0.00	0.00	0.00		
			61905 FRINGE BENEFITS COMP ABSENCE	1,049.77	0.00	40,929.00	40,929.00	40,929.00	40,929.00		
			02 FRINGES Total				413,425.45	410,033.49	448,431.00	463,197.00	456,555.15
		03 SERVICES	63160 GENERAL PROFESSIONAL SERVICE	214.67	0.00	0.00	0.00	0.00	75,000.00		
			63325 REFUSE DISPOSAL AND COLLECTION	6,627.55	5,838.83	0.00	1,000.00	1,000.00	60,000.00		
			63335 TESTING SERVICE	0.00	0.00	2,000.00	2,000.00	1,000.00	1,000.00		
			63435 TEMPORARY EMPLOYMENT SVC	0.00	0.00	0.00	0.00	0.00	0.00		
			64220 EQUIPMENT MAINTENANCE CONTRACT	0.00	312.69	5,000.00	5,000.00	5,000.00	2,500.00		
			64230 GENERAL EQUIPMENT REPAIR	0.00	0.00	0.00	0.00	0.00	0.00		
			64505 GENERAL REPAIR MAINT SVC	0.00	0.00	0.00	0.00	0.00	0.00		
			65140 TELEPHONE MONTHLY CHARGE	816.00	816.00	3,000.00	3,000.00	0.00	0.00		
			65165 TELEPHONE CELLULAR PHONE	0.00	0.00	0.00	0.00	0.00	0.00		
			67205 POSTAGE	3,458.36	5,145.42	5,000.00	5,000.00	5,000.00	25,000.00		
			67330 PRINTING OUTSIDE	0.00	1,518.55	1,500.00	1,500.00	1,000.00	2,000.00		
			67335 PRINTING RIVER PRINT	904.90	0.00	0.00	0.00	0.00	0.00		
			68120 INTERNAL EQUIPMENT RENTAL	100,722.89	74,084.00	98,000.00	98,000.00	98,000.00	98,000.00		
		03 SERVICES Total				112,744.37	87,715.49	114,500.00	115,500.00	111,000.00	263,500.00
		04 MATERIALS	70010 COMMUNICATION SUPPLIES	0.00	0.00	500.00	500.00	500.00	500.00		
			70130 COMPUTER SUPPLIES	0.00	0.00	1,000.00	0.00	0.00	0.00		
			70205 PAPER SUPPLIES RIVERPRINT	0.00	0.00	0.00	0.00	0.00	0.00		
			70215 LETTERHEAD AND ENVELOPE	0.00	0.00	400.00	400.00	0.00	0.00		
			70305 OFFICE EQUIPMENT	0.00	0.00	0.00	0.00	0.00	0.00		
70310 OFFICE FURNITURE	0.00		0.00	0.00	0.00	0.00	0.00				



**St Paul Regional Water Services**  
**2025 Spending Budget**  
**By Division and all Accounts detail**

ACCOUNT TYPE	(Multiple Items)
DIVISION	Business

AU	AU DESCRIPTION	MAJOR SUBTOTALS	General Ledger Account Description	2022 AUDITED ACTUAL	2023 PRELIMINARY ACTUAL	2022 ADOPTED BUDGET	2023 ADOPTED BUDGET	2024 ADOPTED BUDGET	2025 PROPOSED BUDGET			
69082150	BD METER OPERATIONS	04 MATERIALS	70505 OFFICE ACCESSORIES	9.27	0.00	0.00	0.00	0.00	0.00			
			70525 OFFICE SUPPLIES CONTRACT	206.32	0.00	200.00	0.00	0.00	0.00			
			70530 GEN OFFICE SUPPLIES	0.00	2,043.58	600.00	1,000.00	1,500.00	1,500.00			
			71520 GEN BLDG REPAIR MAINT SUPPLY	0.00	0.00	0.00	0.00	0.00	0.00			
			71525 PLUMBING SUPPLIES	232,432.07	290,525.56	200,000.00	310,000.00	125,000.00	125,000.00			
			71530 ELECTRICAL SUPPLIES	1,663.78	0.00	0.00	0.00	0.00	0.00			
			71535 PAINTING SUPPLIES	0.00	0.00	0.00	0.00	0.00	0.00			
			71705 VEHICLE PARTS	0.00	0.00	0.00	0.00	0.00	0.00			
			71710 VEHICLE ACCESSORIES	72.70	0.00	0.00	0.00	0.00	0.00			
			71805 EQUIPMENT PART AND SUPPLIES	0.00	62.30	7,500.00	7,500.00	0.00	0.00			
			72105 CLOTHING ALLOWANCE	4,100.28	3,837.78	4,000.00	4,000.00	4,500.00	4,500.00			
			72110 SHOE ALLOWANCE	1,214.53	1,790.27	0.00	2,000.00	2,000.00	2,500.00			
			72235 MEDICAL SUPPLIES	0.00	0.00	1,000.00	0.00	0.00	0.00			
			72255 SAFETY SUPPLIES	0.00	0.00	0.00	0.00	0.00	0.00			
			72305 SMALL TOOL	1,320.67	2,401.60	2,500.00	2,500.00	5,000.00	5,000.00			
			72315 FIELD EQUIPMENT	0.00	7,072.30	15,000.00	25,000.00	35,000.00	15,000.00			
			72320 SHOP EQUIPMENT	0.00	0.00	0.00	0.00	0.00	0.00			
			72730 STEEL IRON PRODUCT	0.00	0.00	0.00	0.00	0.00	0.00			
			72825 WATER INVENTORY	6,018.43	5,922.20	6,500.00	6,500.00	7,000.00	7,000.00			
			72905 ADDL SPECIAL MATL SUPPLIES	717.58	2,171.10	5,000.00	6,800.00	5,000.00	2,500.00			
			72910 OTHER MISCELLANEOUS SUPPLIES	0.00	0.00	1,800.00	0.00	0.00	0.00			
			04 MATERIALS Total				247,755.63	315,826.69	246,000.00	366,200.00	185,500.00	163,500.00
					05 CAPITAL	77905 AM CLEARING PROPIETARY	0.00	0.00	0.00	0.00	0.00	0.00
			05 CAPITAL Total				0.00	0.00	0.00	0.00	0.00	0.00
					06 OTHER	72925 DEPT HEAD REIMBURSEMENT	0.00	0.00	0.00	0.00	0.00	0.00
			06 OTHER Total				0.00	0.00	0.00	0.00	0.00	0.00
					07 DEPRECIATIO	76905 DEPRECIATION EXPENSE	823,718.30	833,988.04	0.00	0.00	0.00	0.00
07 DEPRECIATION Total				823,718.30	833,988.04	0.00	0.00	0.00	0.00			
		09 LOSS ON DISF	76810 LOSS ON PROP DISPOSAL	6,360.34	19,985.68	0.00	0.00	0.00	0.00			
09 LOSS ON DISPOSAL Total				6,360.34	19,985.68	0.00	0.00	0.00	0.00			
<b>69082150 Total</b>				<b>2,516,397.43</b>	<b>2,628,140.74</b>	<b>1,815,692.00</b>	<b>1,969,727.00</b>	<b>1,748,072.15</b>	<b>1,507,683.00</b>			
<b>Grand Total</b>				<b>7,748,383.29</b>	<b>8,609,779.14</b>	<b>8,749,481.00</b>	<b>9,332,092.00</b>	<b>8,718,067.13</b>	<b>8,992,618.50</b>			

**St Paul Regional Water Services  
2025 Spending Budget  
By Division and all Accounts detail**

ACCOUNT TYPE	(Multiple Items)
DIVISION	Distribution

AU	AU DESCRIPTION	MAJOR SUBTOTALS	GeneralLedgr Account.AccountDescription	2022 AUDITED ACTUAL	2023 PRELIMINARY ACTUAL	2022 ADOPTED BUDGET	2023 ADOPTED BUDGET	2024 ADOPTED BUDGET	2025 PROPOSED BUDGET
69082210	DD MAINS HYDRANTS SERVICES	01 LABOR	60105 FULL TIME CERTIFIED	3,835,515.54	4,358,875.40	3,914,931.00	4,231,613.00	4,253,426.00	4,602,813.00
			60120 SHIFT DIFFERENTIAL	21,953.89	22,903.14	0.00	0.00	0.00	20,000.00
			60130 FULL TIME NOT CERTIFIED	0.00	0.00	0.00	0.00	0.00	0.00
			60145 TRADES NO CITY BENEFITS	57,465.48	1,016.73	61,331.00	0.00	0.00	69,618.00
			60150 TRADES NO PAY DAYS	0.00	0.00	(3,424.00)	(3,097.00)	0.00	(3,355.46)
			60155 OVERTIME TRADES	9,875.53	12,260.38	10,000.00	0.00	10,000.00	10,000.00
			60175 OVERTIME	541,771.91	584,404.45	550,000.00	555,600.00	570,000.00	585,000.00
			60410 NOT CERTIFIED TEMP SEASONAL	0.00	0.00	0.00	0.00	0.00	0.00
			60417 TRI COUNCIL NOT CERTIFIED TEMP	190,681.04	256,747.19	0.00	0.00	0.00	0.00
			60815 SALARIES COMP ABSENCES	47,612.92	0.00	0.00	0.00	0.00	0.00
			60825 WATER LABOR ADDITIVE	(83,173.27)	(73,568.69)	(106,000.00)	(106,000.00)	(106,000.00)	(106,000.00)
			60830 WATER CLOSING SALARIES	(419,664.91)	(421,614.86)	(500,000.00)	(500,000.00)	(500,000.00)	(500,000.00)
			60835 SALARY NEEDS	0.00	0.00	0.00	0.00	0.00	0.00
			60845 RESERVE FOR PROMOTIONS	0.00	0.00	40,000.00	40,000.00	80,000.00	50,000.00
		01 LABOR Total		4,202,038.13	4,741,023.74	3,966,838.00	4,218,116.00	4,307,426.00	4,728,075.54
		02 FRINGES	61005 SOCIAL SECURITY	287,791.37	324,040.80	295,374.00	299,658.00	304,099.00	330,920.00
			61010 MEDICARE REGULAR	67,590.44	75,823.33	69,132.00	70,074.00	71,118.00	77,394.50
			61110 PERA COORDINATED PENSION	329,186.64	377,726.37	353,107.00	357,504.00	367,125.00	394,333.00
			61145 TRI COUNCIL PENSION	46,703.56	50,359.41	93,375.00	0.00	0.00	0.00
			61150 MACHINIST PENSION	7.85	13.21	0.00	0.00	0.00	0.00
			61160 LIUNA PENSION	84,408.29	90,883.40	273,631.00	273,631.00	273,631.00	273,631.00
			61210 EMPLOYEE HEALTH INSURANCE	754,585.34	776,392.61	1,101,887.00	911,260.00	964,227.00	1,034,367.00
			61216 UNSUBSTANTIATED FLEX DOLLARS	0.00	0.00	0.00	0.00	0.00	0.00
			61225 EMPLOYEE BASIC LIFE	3,883.48	3,977.55	4,856.00	4,616.00	4,856.00	4,856.00
			61415 SEVERANCE VACATION BAL	0.00	0.00	0.00	0.00	0.00	0.00
			61505 DEFERRED COMP EMPLOYER MATCH	32,170.38	28,587.16	18,359.00	17,399.00	18,359.00	18,432.00
			61550 INDIRECT FRINGES	389,595.50	416,706.04	227,438.00	205,105.00	186,710.19	194,992.50
			61605 TRADES BENEFITS	84,023.40	81,812.62	36,432.00	41,340.00	5,649.92	44,920.00
			61810 PERMANENT PARTIAL DISABILITY	0.00	0.00	0.00	0.00	0.00	0.00
			61815 TEMPORARY TOTAL DISABILITY	160,297.00	43,821.42	0.00	0.00	0.00	0.00
			61820 TEMPORARY PARTIAL DISABILITY	509.50	1,841.56	0.00	0.00	0.00	0.00
			61830 MEDICAL CHARGES	0.00	0.00	0.00	0.00	0.00	0.00
			61840 MANAGED CARE	0.00	0.00	0.00	0.00	0.00	0.00
			61845 REHABILITATION	0.00	0.00	0.00	0.00	0.00	0.00
			61850 WC MILEAGE AND PARKING REIMB	110.57	0.00	0.00	0.00	0.00	0.00
			61880 WORK COMP LEGAL	0.00	0.00	0.00	0.00	0.00	0.00
			61905 FRINGE BENEFITS COMP ABSENCE	3,469.77	0.00	330,962.00	323,762.00	330,962.00	330,962.00
			61990 FRINGE CLOSE OUT	(168,277.21)	(174,063.01)	(200,001.00)	(200,001.00)	(200,001.00)	(200,001.00)
		02 FRINGES Total		2,076,055.88	2,097,922.47	2,604,552.00	2,304,348.00	2,326,736.11	2,501,007.00
		03 SERVICES	63130 ENGINEERS	0.00	38,477.94	25,000.00	15,000.00	0.00	0.00
			63160 GENERAL PROFESSIONAL SERVICE	0.00	2,547.50	0.00	0.00	350,000.00	526,000.00

**St Paul Regional Water Services  
2025 Spending Budget  
By Division and all Accounts detail**

ACCOUNT TYPE	(Multiple Items)
DIVISION	Distribution

AU	AU DESCRIPTION	MAJOR SUBTOTALS	General Ledger Account Description	2022 AUDITED ACTUAL	2023 PRELIMINARY ACTUAL	2022 ADOPTED BUDGET	2023 ADOPTED BUDGET	2024 ADOPTED BUDGET	2025 PROPOSED BUDGET
69082210	DD MAINS HYDRANTS SERVICES	03 SERVICES	63325 REFUSE DISPOSAL AND COLLECTION	107,156.46	96,614.56	38,000.00	45,000.00	68,000.00	98,000.00
			63330 LAUNDRY SERVICE	5,542.59	5,779.07	2,500.00	3,500.00	6,000.00	6,200.00
			63335 TESTING SERVICE	1,513.00	1,841.04	2,500.00	2,600.00	2,600.00	2,400.00
			63385 SECURITY SERVICES	0.00	0.00	0.00	0.00	0.00	0.00
			63630 LATE PAYMENT PENALTY	0.00	168.00	0.00	0.00	0.00	0.00
			64105 BUILDING REPAIR SERVICE	0.00	0.00	0.00	0.00	0.00	0.00
			64115 GROUND MAINTENANCE SERVICE	0.00	0.00	0.00	0.00	0.00	0.00
			64230 GENERAL EQUIPMENT REPAIR	10,812.50	0.00	6,000.00	6,000.00	10,000.00	0.00
			64305 STREET AND SIDEWALK REPAIR	0.00	0.00	30,000.00	30,000.00	0.00	0.00
			64320 STREET SEWER BRIDGE TUNNEL REP	0.00	0.00	0.00	0.00	0.00	0.00
			64505 GENERAL REPAIR MAINT SVC	196,135.07	183,017.27	200,000.00	210,000.00	200,000.00	210,000.00
			64605 LAND RENTAL	626.60	689.26	500.00	600.00	650.00	690.00
			64705 VEHICLE RENTAL	824.00	7,907.40	50,000.00	35,000.00	10,000.00	10,000.00
			64725 PORTABLE TOILET	1,963.39	1,856.25	1,500.00	1,600.00	1,800.00	2,000.00
			64735 EQUIPMENT RENTAL	60,496.80	29,722.86	75,000.00	120,000.00	105,000.00	85,000.00
			64740 BARRICADE RENTAL	82,976.65	122,626.35	100,000.00	100,000.00	100,000.00	120,000.00
			64750 MISCELLANEOUS RENTAL	0.00	36,602.35	40,000.00	35,000.00	0.00	0.00
			65140 TELEPHONE MONTHLY CHARGE	5,508.00	3,264.00	4,000.00	4,000.00	896.00	0.00
			65160 TELEPHONE NON VOICE SERVICE	0.00	0.00	500.00	500.00	0.00	0.00
			65165 TELEPHONE CELLULAR PHONE	0.00	0.00	0.00	0.00	0.00	0.00
			67205 POSTAGE	7.38	152.09	300.00	300.00	300.00	275.00
			67330 PRINTING OUTSIDE	0.00	4,349.75	0.00	3,100.00	3,500.00	4,200.00
			67335 PRINTING RIVER PRINT	1,341.00	0.00	3,000.00	0.00	0.00	0.00
			67510 LOCAL REGISTRATION FEE	0.00	0.00	0.00	0.00	0.00	0.00
			67525 MEMBERSHIP DUES	0.00	0.00	0.00	0.00	0.00	0.00
			67535 LODGING	0.00	0.00	0.00	0.00	0.00	0.00
			67540 MEALS	0.00	0.00	0.00	0.00	0.00	0.00
			67615 REGULAR MILEAGE	0.00	188.64	0.00	0.00	0.00	0.00
			67630 PARKING EXPENSE	0.00	0.00	0.00	0.00	0.00	0.00
			68120 INTERNAL EQUIPMENT RENTAL	1,176,121.19	1,018,461.25	1,140,000.00	1,100,000.00	1,000,000.00	1,070,000.00
			69505 LICENSE AND PERMIT	45,438.90	26,480.36	40,000.00	50,000.00	55,000.00	50,000.00
			69590 OTHER SERVICES	85,731.60	248,955.13	135,000.00	150,000.00	135,000.00	185,000.00
			69595 WATER CLOSING SERVICES	(146,094.03)	(150,213.60)	(230,000.00)	(230,000.00)	(230,000.00)	(230,000.00)
			69596 WATER RESTORATION CLOSE	494,915.45	393,319.00	700,000.00	700,000.00	700,000.00	700,000.00
		03 SERVICES Total		2,131,016.55	2,072,806.47	2,363,800.00	2,382,200.00	2,518,746.00	2,839,765.00
		04 MATERIALS	70010 COMMUNICATION SUPPLIES	1,138.16	22.80	3,000.00	2,700.00	2,700.00	1,800.00
			70130 COMPUTER SUPPLIES	15.47	0.00	2,000.00	0.00	0.00	0.00
			70205 PAPER SUPPLIES RIVERPRINT	0.00	0.00	0.00	0.00	0.00	0.00
			70210 PAPER FORMS ETC	206.50	0.00	0.00	0.00	0.00	0.00
			70305 OFFICE EQUIPMENT	2,762.90	1,877.73	0.00	500.00	500.00	1,800.00
			70310 OFFICE FURNITURE	656.25	0.00	0.00	0.00	0.00	0.00

**St Paul Regional Water Services  
2025 Spending Budget  
By Division and all Accounts detail**

ACCOUNT TYPE	(Multiple Items)
DIVISION	Distribution

AU	AU DESCRIPTION	MAJOR SUBTOTALS	General Ledger Account Description	2022 AUDITED ACTUAL	2023 PRELIMINARY ACTUAL	2022 ADOPTED BUDGET	2023 ADOPTED BUDGET	2024 ADOPTED BUDGET	2025 PROPOSED BUDGET
69082210	DD MAINS HYDRANTS SERVICES	04 MATERIALS	70505 OFFICE ACCESSORIES	74.50	0.00	500.00	0.00	0.00	0.00
			70510 BOOK PERIODICAL PICTURE	1,312.61	997.06	500.00	650.00	1,500.00	1,200.00
			70525 OFFICE SUPPLIES CONTRACT	3,193.70	(0.00)	2,000.00	0.00	0.00	0.00
			70530 GEN OFFICE SUPPLIES	1,750.50	6,266.20	500.00	2,500.00	2,500.00	2,900.00
			70540 SUBSCRIPTIONS	0.00	0.00	0.00	0.00	0.00	0.00
			71105 MOTOR FUEL	109.00	0.00	1,500.00	1,300.00	500.00	500.00
			71205 ELECTRICITY	3,322.62	2,759.09	7,000.00	5,000.00	5,000.00	3,500.00
			71210 NATURAL GAS	0.00	7,677.76	2,500.00	1,500.00	0.00	0.00
			71510 LUMBER FOR REPAIR OF BLDGS	0.00	0.00	0.00	0.00	0.00	0.00
			71520 GEN BLDG REPAIR MAINT SUPPLY	905.30	194.84	500.00	500.00	1,000.00	1,000.00
			71525 PLUMBING SUPPLIES	102,658.47	207,569.47	10,000.00	9,500.00	15,000.00	25,000.00
			71530 ELECTRICAL SUPPLIES	0.00	0.00	500.00	0.00	0.00	0.00
			71535 PAINTING SUPPLIES	0.00	0.00	1,000.00	1,000.00	0.00	0.00
			71540 JANITORIAL SUPPLIES	333.35	992.89	500.00	300.00	500.00	600.00
			71620 SALT FOR STREETS	5,787.41	4,540.78	20,000.00	15,000.00	15,000.00	6,000.00
			71630 SIGNING MATERIALS	0.00	0.00	1,000.00	1,000.00	0.00	0.00
			71705 VEHICLE PARTS	0.00	1,049.59	500.00	600.00	600.00	0.00
			71710 VEHICLE ACCESSORIES	0.00	0.00	0.00	0.00	0.00	0.00
			71720 OIL LUBRICANT	6,281.81	3,904.68	5,000.00	5,500.00	0.00	0.00
			71725 OIL	0.00	0.00	1,000.00	0.00	6,000.00	0.00
			71805 EQUIPMENT PART AND SUPPLIES	6,847.09	6,210.16	2,000.00	2,000.00	3,000.00	6,500.00
			72105 CLOTHING ALLOWANCE	23,051.99	27,322.71	28,000.00	27,500.00	28,000.00	25,600.00
			72110 SHOE ALLOWANCE	17,060.00	19,694.85	16,000.00	15,400.00	18,000.00	21,700.00
			72225 CHEMICAL LABORATORY	0.00	0.00	1,000.00	0.00	0.00	0.00
			72255 SAFETY SUPPLIES	261.67	3,055.24	8,000.00	0.00	0.00	0.00
			72305 SMALL TOOL	45,453.52	54,449.11	25,000.00	23,200.00	25,000.00	30,000.00
			72315 FIELD EQUIPMENT	99,893.50	220,466.39	65,000.00	85,000.00	95,000.00	100,000.00
			72320 SHOP EQUIPMENT	0.00	0.00	1,000.00	1,000.00	500.00	0.00
			72330 HARDWARE	225.41	403.98	1,500.00	1,500.00	3,000.00	1,500.00
			72345 PROPANE	3,694.60	2,625.85	2,500.00	2,500.00	3,000.00	3,000.00
			72520 HORTICULTURE PLANT MATERIAL	29,899.00	32,872.23	14,000.00	18,000.00	25,000.00	28,900.00
			72705 BITUMEN	163,409.70	183,041.40	205,000.00	205,000.00	200,000.00	195,000.00
			72715 AGGREGATE SAND	15,174.50	16,653.31	25,000.00	25,000.00	25,000.00	17,000.00
			72720 CONCRETE READY MIX CEMENT	122,807.28	138,613.69	135,000.00	135,000.00	0.00	0.00
			72725 LUMBER	14,988.77	20,334.48	20,000.00	20,000.00	20,000.00	20,500.00
			72730 STEEL IRON PRODUCT	3,540.90	2,210.31	4,000.00	4,500.00	4,500.00	4,500.00
			72735 PIPE	2,315.81	0.00	0.00	0.00	0.00	0.00
			72745 CONCRETE PRODUCT	0.00	0.00	0.00	0.00	136,000.00	140,000.00
			72825 WATER INVENTORY	436,682.40	395,421.66	535,000.00	535,000.00	535,000.00	535,000.00
			72830 WATER CLOSING SUPPLIES	(347,364.79)	(346,621.03)	(400,000.00)	(400,000.00)	(400,000.00)	(400,000.00)
			72905 ADDL SPECIAL MATL SUPPLIES	464,061.60	559,586.97	250,000.00	317,500.00	345,000.00	370,000.00

**St Paul Regional Water Services  
 2025 Spending Budget  
 By Division and all Accounts detail**

ACCOUNT TYPE (Multiple Items)  
 DIVISION Distribution

AU	AU DESCRIPTION	MAJOR SUBTOTALS	GeneralLedg Account.AccountDescription	2022 AUDITED ACTUAL	2023 PRELIMINARY ACTUAL	2022 ADOPTED BUDGET	2023 ADOPTED BUDGET	2024 ADOPTED BUDGET	2025 PROPOSED BUDGET
69082210	DD MAINS HYDRANTS SERVICES	04 MATERIALS	72910 OTHER MISCELLANEOUS SUPPLIES	33,998.28	6,893.81	30,000.00	0.00	0.00	0.00
		04 MATERIALS Total		1,266,509.78	1,581,088.01	1,027,500.00	1,065,650.00	1,116,800.00	1,143,500.00
		05 CAPITAL	77905 AM CLEARING PROPIETARY	0.00	0.00	0.00	0.00	0.00	0.00
		05 CAPITAL Total		0.00	0.00	0.00	0.00	0.00	0.00
		06 OTHER	61801 WORKERS COMPENSATION	0.00	0.00	0.00	0.00	0.00	0.00
		06 OTHER Total		0.00	0.00	0.00	0.00	0.00	0.00
		07 DEPRECIATIO	76905 DEPRECIATION EXPENSE	5,699,046.72	5,949,263.27	0.00	0.00	0.00	0.00
		07 DEPRECIATION Total		5,699,046.72	5,949,263.27	0.00	0.00	0.00	0.00
		09 LOSS ON DISF	76810 LOSS ON PROP DISPOSAL	511,792.37	1,904,358.29	0.00	0.00	0.00	0.00
		09 LOSS ON DISPOSAL Total		511,792.37	1,904,358.29	0.00	0.00	0.00	0.00
<b>69082210 Total</b>				<b>15,886,459.43</b>	<b>18,346,462.25</b>	<b>9,962,690.00</b>	<b>9,970,314.00</b>	<b>10,269,708.11</b>	<b>11,216,147.54</b>

**St Paul Regional Water Services  
2025 Spending Budget  
By Division and all Accounts detail**

ACCOUNT TYPE (Multiple Items)  
DIVISION Distribution

AU	AU DESCRIPTION	MAJOR SUBTOTALS	General Ledger Account Description	2022 AUDITED ACTUAL	2023 PRELIMINARY ACTUAL	2022 ADOPTED BUDGET	2023 ADOPTED BUDGET	2024 ADOPTED BUDGET	2025 PROPOSED BUDGET
69082220	DD PUMP STATIONS AND STORAGE	01 LABOR	60105 FULL TIME CERTIFIED	0.00	192,914.94	0.00	209,456.00	295,491.00	317,501.00
			60120 SHIFT DIFFERENTIAL	0.00	61.44	0.00	0.00	0.00	0.00
			60175 OVERTIME	0.00	5,119.27	0.00	24,000.00	0.00	5,200.00
			60417 TRI COUNCIL NOT CERTIFIED TEMP	0.00	333.20	0.00	0.00	0.00	0.00
		01 LABOR Total		0.00	198,428.85	0.00	233,456.00	295,491.00	322,701.00
		02 FRINGES	61005 SOCIAL SECURITY	0.00	12,339.66	0.00	12,985.00	18,283.00	20,007.40
			61010 MEDICARE REGULAR	0.00	2,886.00	0.00	3,036.00	4,276.00	4,678.40
			61110 PERA COORDINATED PENSION	0.00	14,788.15	0.00	15,710.00	22,119.00	24,201.00
			61145 TRI COUNCIL PENSION	0.00	84.44	0.00	0.00	0.00	0.00
			61160 LIUNA PENSION	0.00	189.00	0.00	0.00	0.00	0.00
			61210 EMPLOYEE HEALTH INSURANCE	0.00	20,781.87	0.00	68,546.00	47,524.00	70,455.00
			61225 EMPLOYEE BASIC LIFE	0.00	243.78	0.00	400.00	0.00	0.00
			61505 DEFERRED COMP EMPLOYER MATCH	0.00	1,306.41	0.00	1,600.00	0.00	0.00
			61550 INDIRECT FRINGES	0.00	14,585.07	0.00	9,426.00	11,228.66	11,629.20
			61605 TRADES BENEFITS	0.00	76.54	0.00	0.00	0.00	0.00
			61905 FRINGE BENEFITS COMP ABSENCE	0.00	0.00	0.00	12,000.00	0.00	0.00
		02 FRINGES Total		0.00	67,280.92	0.00	123,703.00	103,430.66	130,971.00
		03 SERVICES	63130 ENGINEERS	0.00	0.00	0.00	10,000.00	0.00	0.00
			63160 GENERAL PROFESSIONAL SERVICE	0.00	3,240.00	0.00	0.00	10,000.00	15,000.00
			63335 TESTING SERVICE	0.00	0.00	0.00	2,500.00	0.00	0.00
			64105 BUILDING REPAIR SERVICE	0.00	18,266.00	0.00	5,000.00	31,000.00	31,000.00
			64230 GENERAL EQUIPMENT REPAIR	0.00	0.00	0.00	10,000.00	17,000.00	17,000.00
			64725 PORTABLE TOILET	0.00	93.75	0.00	0.00	0.00	0.00
			64735 EQUIPMENT RENTAL	0.00	793.50	0.00	500.00	500.00	500.00
			65140 TELEPHONE MONTHLY CHARGE	0.00	204.00	0.00	0.00	0.00	0.00
			65170 COMMUNICATION SERVICE	0.00	0.00	0.00	0.00	31,800.00	31,800.00
			68120 INTERNAL EQUIPMENT RENTAL	0.00	9,803.25	0.00	0.00	0.00	10,300.00
		03 SERVICES Total		0.00	32,400.50	0.00	28,000.00	90,300.00	105,600.00
		04 MATERIALS	70010 COMMUNICATION SUPPLIES	0.00	0.00	0.00	500.00	500.00	500.00
			70530 GEN OFFICE SUPPLIES	0.00	0.00	0.00	200.00	200.00	200.00
			71105 MOTOR FUEL	0.00	370.73	0.00	6,000.00	6,000.00	6,000.00
			71205 ELECTRICITY	0.00	0.00	0.00	0.00	445,000.00	445,000.00
			71210 NATURAL GAS	0.00	0.00	0.00	0.00	0.00	0.00
			71520 GEN BLDG REPAIR MAINT SUPPLY	0.00	2,649.77	0.00	2,000.00	2,000.00	2,000.00
			71525 PLUMBING SUPPLIES	0.00	424.79	0.00	500.00	500.00	500.00
			71530 ELECTRICAL SUPPLIES	0.00	161.97	0.00	500.00	6,500.00	6,500.00
			71540 JANITORIAL SUPPLIES	0.00	0.00	0.00	200.00	200.00	200.00
			71805 EQUIPMENT PART AND SUPPLIES	0.00	3,128.20	0.00	8,000.00	8,000.00	8,000.00
			72105 CLOTHING ALLOWANCE	0.00	500.00	0.00	500.00	500.00	1,000.00
			72110 SHOE ALLOWANCE	0.00	650.00	0.00	600.00	600.00	925.00
			72305 SMALL TOOL	0.00	107.31	0.00	1,800.00	2,000.00	2,000.00

**St Paul Regional Water Services**  
**2025 Spending Budget**  
**By Division and all Accounts detail**

ACCOUNT TYPE (Multiple Items)  
 DIVISION Distribution

AU	AU DESCRIPTION	MAJOR SUBTOTALS	General Ledger Account.AccountDescription	2022 AUDITED ACTUAL	2023 PRELIMINARY ACTUAL	2022 ADOPTED BUDGET	2023 ADOPTED BUDGET	2024 ADOPTED BUDGET	2025 PROPOSED BUDGET
69082220	DD PUMP STATIONS AND STORAGE	04 MATERIALS	72905 ADDL SPECIAL MATL SUPPLIES	0.00	1,594.50	0.00	0.00	0.00	0.00
		04 MATERIALS Total		0.00	9,587.27	0.00	20,800.00	472,000.00	472,825.00
		07 DEPRECIATIO	76905 DEPRECIATION EXPENSE	2,360.21	167,636.80	0.00	0.00	0.00	0.00
		07 DEPRECIATION Total		2,360.21	167,636.80	0.00	0.00	0.00	0.00
<b>69082220 Total</b>				<b>2,360.21</b>	<b>475,334.34</b>	<b>0.00</b>	<b>405,959.00</b>	<b>961,221.66</b>	<b>1,032,097.00</b>

**St Paul Regional Water Services  
2025 Spending Budget  
By Division and all Accounts detail**

ACCOUNT TYPE (Multiple Items)  
DIVISION Distribution

AU	AU DESCRIPTION	MAJOR SUBTOTALS	General Ledger Account Description	2022 AUDITED ACTUAL	2023 PRELIMINARY ACTUAL	2022 ADOPTED BUDGET	2023 ADOPTED BUDGET	2024 ADOPTED BUDGET	2025 PROPOSED BUDGET
69082240	DD STOREHOUSE AND YARD	01 LABOR	60105 FULL TIME CERTIFIED	217,549.65	220,477.79	224,670.00	218,695.00	223,064.00	237,720.00
			60120 SHIFT DIFFERENTIAL	15.83	26.01	0.00	0.00	0.00	0.00
			60130 FULL TIME NOT CERTIFIED	0.00	0.00	0.00	0.00	0.00	0.00
			60175 OVERTIME	20,719.90	19,966.02	20,000.00	20,000.00	22,000.00	22,000.00
			60417 TRI COUNCIL NOT CERTIFIED TEMP	0.00	0.00	0.00	0.00	0.00	0.00
			60815 SALARIES COMP ABSENCES	385.04	0.00	0.00	0.00	0.00	0.00
			60820 WATER LABOR MATERIAL ADD AGGRE	(440,291.05)	(373,709.09)	(325,000.00)	(325,000.00)	(325,000.00)	(325,000.00)
			60835 SALARY NEEDS	0.00	0.00	0.00	0.00	0.00	0.00
		01 LABOR Total		(201,620.63)	(133,239.27)	(80,330.00)	(86,305.00)	(79,936.00)	(65,280.00)
		02 FRINGES	61005 SOCIAL SECURITY	14,266.33	14,454.42	15,170.00	14,773.00	15,165.00	16,102.00
			61010 MEDICARE REGULAR	3,335.94	3,380.76	3,548.00	3,454.00	3,548.50	3,766.00
			61110 PERA COORDINATED PENSION	17,828.14	17,791.46	18,350.00	17,870.00	18,347.00	19,479.00
			61145 TRI COUNCIL PENSION	0.00	0.00	297.00	0.00	0.00	0.00
			61160 LIUNA PENSION	1,139.80	1,025.00	6,120.00	6,120.00	6,120.00	6,120.00
			61210 EMPLOYEE HEALTH INSURANCE	44,512.09	41,440.45	65,601.00	37,659.00	42,820.00	34,038.00
			61225 EMPLOYEE BASIC LIFE	462.52	333.73	390.00	390.00	390.00	390.00
			61505 DEFERRED COMP EMPLOYER MATCH	112.05	109.68	1,606.00	1,606.00	1,606.00	1,606.00
			61550 INDIRECT FRINGES	18,491.73	18,828.40	11,974.00	10,126.00	9,312.43	9,404.00
			61605 TRADES BENEFITS	0.00	0.00	0.00	0.00	0.00	0.00
			61815 TEMPORARY TOTAL DISABILITY	13,614.36	12,302.08	0.00	0.00	0.00	0.00
			61820 TEMPORARY PARTIAL DISABILITY	0.00	0.00	0.00	0.00	0.00	0.00
			61905 FRINGE BENEFITS COMP ABSENCE	66.68	0.00	11,643.00	11,643.00	11,643.00	11,643.00
		02 FRINGES Total		113,829.64	109,665.98	134,699.00	103,641.00	108,951.93	102,548.00
		03 SERVICES	63325 REFUSE DISPOSAL AND COLLECTION	10,382.08	14,586.30	8,500.00	9,000.00	11,000.00	14,500.00
			64230 GENERAL EQUIPMENT REPAIR	0.00	0.00	0.00	0.00	0.00	0.00
			64505 GENERAL REPAIR MAINT SVC	0.00	0.00	0.00	0.00	0.00	0.00
			64735 EQUIPMENT RENTAL	0.00	560.00	1,000.00	1,500.00	1,000.00	1,000.00
			64750 MISCELLANEOUS RENTAL	0.00	0.00	500.00	0.00	0.00	0.00
			65140 TELEPHONE MONTHLY CHARGE	204.00	612.00	1,500.00	1,200.00	0.00	0.00
			65165 TELEPHONE CELLULAR PHONE	0.00	0.00	0.00	0.00	0.00	0.00
			67205 POSTAGE	34.14	2.52	0.00	0.00	0.00	0.00
			68120 INTERNAL EQUIPMENT RENTAL	22,624.00	19,208.00	25,000.00	23,000.00	20,000.00	20,800.00
			69590 OTHER SERVICES	0.00	230.86	50,000.00	5,000.00	5,000.00	2,200.00
		03 SERVICES Total		33,244.22	35,199.68	86,500.00	39,700.00	37,000.00	38,500.00
		04 MATERIALS	70525 OFFICE SUPPLIES CONTRACT	0.00	0.00	0.00	0.00	0.00	0.00
			71210 NATURAL GAS	10,845.10	9,019.91	8,000.00	8,000.00	10,500.00	10,800.00
			71520 GEN BLDG REPAIR MAINT SUPPLY	0.00	0.00	0.00	0.00	0.00	0.00
			71525 PLUMBING SUPPLIES	0.00	0.00	0.00	0.00	0.00	0.00
			71530 ELECTRICAL SUPPLIES	119.35	0.00	500.00	500.00	500.00	500.00
			71605 STREET LIGHT MATERIALS	0.00	0.00	0.00	0.00	0.00	0.00
			71705 VEHICLE PARTS	0.00	0.00	0.00	0.00	0.00	0.00
			71805 EQUIPMENT PART AND SUPPLIES	0.00	0.00	0.00	0.00	0.00	0.00
			72105 CLOTHING ALLOWANCE	0.00	0.00	0.00	0.00	0.00	850.00
			72110 SHOE ALLOWANCE	0.00	0.00	1,000.00	1,000.00	600.00	825.00
			72255 SAFETY SUPPLIES	0.00	0.00	0.00	0.00	0.00	0.00
			72305 SMALL TOOL	0.00	0.00	0.00	0.00	0.00	0.00
			72315 FIELD EQUIPMENT	0.00	0.00	0.00	0.00	0.00	0.00



**St Paul Regional Water Services  
2025 Spending Budget  
By Division and all Accounts detail**

ACCOUNT TYPE (Multiple Items)  
DIVISION Distribution

AU	AU DESCRIPTION	MAJOR SUBTOTALS	General Ledger Account Account Description	2022 AUDITED ACTUAL	2023 PRELIMINARY ACTUAL	2022 ADOPTED BUDGET	2023 ADOPTED BUDGET	2024 ADOPTED BUDGET	2025 PROPOSED BUDGET	
69082240	DD STOREHOUSE AND YARD	04 MATERIALS	72320 SHOP EQUIPMENT	0.00	0.00	0.00	0.00	0.00	0.00	
			72825 WATER INVENTORY	0.00	0.00	500.00	500.00	500.00	500.00	
			72905 ADDL SPECIAL MATL SUPPLIES	0.00	0.00	1,000.00	1,500.00	1,500.00	1,000.00	
			72910 OTHER MISCELLANEOUS SUPPLIES	0.00	0.00	500.00	0.00	0.00	0.00	
			04 MATERIALS Total		10,964.45	9,019.91	11,500.00	11,500.00	13,600.00	14,475.00
			07 DEPRECIATIO	76905 DEPRECIATION EXPENSE	15,956.63	12,473.68	0.00	0.00	0.00	0.00
			07 DEPRECIATION Total		15,956.63	12,473.68	0.00	0.00	0.00	0.00
			09 LOSS ON DISF	76810 LOSS ON PROP DISPOSAL	0.00	0.00	0.00	0.00	0.00	0.00
			09 LOSS ON DISPOSAL Total		0.00	0.00	0.00	0.00	0.00	0.00
		<b>69082240 Total</b>				<b>(27,625.69)</b>	<b>33,119.98</b>	<b>152,369.00</b>	<b>68,536.00</b>	<b>79,615.93</b>

**St Paul Regional Water Services  
2025 Spending Budget  
By Division and all Accounts detail**

ACCOUNT TYPE	(Multiple Items)
DIVISION	Distribution

AU	AU DESCRIPTION	MAJOR SUBTOTALS	GeneralLedg Account.AccountDescription	2022 AUDITED ACTUAL	2023 PRELIMINARY ACTUAL	2022 ADOPTED BUDGET	2023 ADOPTED BUDGET	2024 ADOPTED BUDGET	2025 PROPOSED BUDGET		
69082260	DD GARAGE	01 LABOR	60105 FULL TIME CERTIFIED	184,815.11	199,727.58	356,295.00	370,748.00	384,242.00	418,516.00		
			60120 SHIFT DIFFERENTIAL	1,027.91	1,245.82	0.00	0.00	0.00	0.00		
			60145 TRADES NO CITY BENEFITS	0.00	0.00	0.00	0.00	0.00	0.00		
			60155 OVERTIME TRADES	0.00	0.00	0.00	0.00	0.00	0.00		
			60175 OVERTIME	43,297.14	49,069.83	62,000.00	62,000.00	62,000.00	20,000.00		
			60815 SALARIES COMP ABSENCES	(5,835.40)	0.00	0.00	0.00	0.00	0.00		
			60830 WATER CLOSING SALARIES	(229,140.16)	0.00	(418,295.00)	(432,748.00)	(446,242.00)	(438,516.00)		
			60835 SALARY NEEDS	0.00	0.00	0.00	0.00	0.00	0.00		
		01 LABOR Total				(5,835.40)	250,043.23	0.00	0.00	0.00	0.00
		02 FRINGES									
					61005 SOCIAL SECURITY	14,049.96	15,283.91	34,230.00	26,786.00	26,473.70	27,189.00
					61010 MEDICARE REGULAR	3,286.38	3,574.28	8,005.00	6,264.00	6,188.89	6,359.00
					61110 PERA COORDINATED PENSION	16,648.04	18,570.80	41,407.00	32,400.00	32,025.25	32,889.00
					61150 MACHINIST PENSION	3,789.58	4,120.20	14,348.00	0.00	0.00	0.00
					61160 LIUNA PENSION	1.00	2.00	69.00	69.00	69.00	69.00
					61210 EMPLOYEE HEALTH INSURANCE	38,916.36	34,744.11	92,637.00	83,314.00	94,865.00	101,698.00
					61225 EMPLOYEE BASIC LIFE	260.06	205.59	212.00	212.00	212.00	212.00
					61505 DEFERRED COMP EMPLOYER MATCH	1,275.52	1,350.45	953.00	953.00	953.00	953.00
					61550 INDIRECT FRINGES	18,414.69	18,248.78	26,799.00	18,359.00	16,254.00	15,837.00
					61605 TRADES BENEFITS	0.00	0.00	0.00	0.00	0.00	0.00
					61810 PERMANENT PARTIAL DISABILITY	0.00	0.00	0.00	0.00	0.00	0.00
					61815 TEMPORARY TOTAL DISABILITY	243,936.96	0.00	0.00	0.00	0.00	0.00
					61830 MEDICAL CHARGES	0.00	0.00	0.00	0.00	0.00	0.00
					61905 FRINGE BENEFITS COMP ABSENCE	(500.32)	0.00	21,536.00	21,536.00	21,536.00	21,536.00
					61990 FRINGE CLOSE OUT	(340,578.55)	0.00	(240,195.00)	(189,893.00)	(198,577.00)	(206,742.00)
		02 FRINGES Total				(500.32)	96,100.12	1.00	0.00	(0.16)	0.00
		03 SERVICES									
					63325 REFUSE DISPOSAL AND COLLECTION	0.00	0.00	500.00	500.00	500.00	0.00
					63330 LAUNDRY SERVICE	1,392.81	1,440.19	1,500.00	1,500.00	1,500.00	1,500.00
					64105 BUILDING REPAIR SERVICE	0.00	0.00	2,000.00	2,000.00	2,000.00	2,000.00
					64230 GENERAL EQUIPMENT REPAIR	0.00	0.00	3,000.00	3,000.00	3,000.00	3,000.00
					64235 COMPUTER MAINTENANCE	0.00	0.00	500.00	0.00	0.00	0.00
					64505 GENERAL REPAIR MAINT SVC	0.00	0.00	2,000.00	1,500.00	1,500.00	1,500.00
					64735 EQUIPMENT RENTAL	0.00	0.00	0.00	0.00	1,000.00	1,000.00
					64750 MISCELLANEOUS RENTAL	0.00	0.00	1,000.00	1,000.00	0.00	0.00
					65140 TELEPHONE MONTHLY CHARGE	0.00	0.00	2,000.00	1,000.00	0.00	0.00
					65165 TELEPHONE CELLULAR PHONE	0.00	0.00	0.00	0.00	0.00	0.00
					67510 LOCAL REGISTRATION FEE	0.00	0.00	500.00	0.00	0.00	0.00
					67520 TUITION REIMBURSEMENT	0.00	0.00	0.00	0.00	0.00	0.00
					68120 INTERNAL EQUIPMENT RENTAL	34,872.00	22,026.00	56,000.00	50,000.00	45,000.00	37,000.00
					69505 LICENSE AND PERMIT	0.00	0.00	1,000.00	500.00	500.00	500.00
					69510 VEHICLE LICENSE REGISTRATION	3,293.50	3,910.00	3,500.00	3,500.00	3,500.00	3,900.00
					69590 OTHER SERVICES	7,571.43	13,692.46	5,000.00	6,500.00	8,500.00	8,800.00
					69595 WATER CLOSING SERVICES	(47,129.74)	0.00	(79,000.00)	(71,000.00)	(67,000.00)	(59,200.00)
		03 SERVICES Total				0.00	41,068.65	(500.00)	0.00	0.00	0.00
		04 MATERIALS									
					70310 OFFICE FURNITURE	0.00	0.00	0.00	0.00	0.00	0.00
			70530 GEN OFFICE SUPPLIES	0.00	0.00	0.00	0.00	0.00	0.00		
			71105 MOTOR FUEL	0.00	113.21	200.00	200.00	0.00	0.00		
			71210 NATURAL GAS	15,332.62	12,163.84	9,500.00	9,000.00	16,000.00	16,000.00		
			71530 ELECTRICAL SUPPLIES	402.12	0.00	500.00	500.00	500.00	500.00		

**St Paul Regional Water Services  
2025 Spending Budget  
By Division and all Accounts detail**

ACCOUNT TYPE (Multiple Items)  
DIVISION Distribution

AU	AU DESCRIPTION	MAJOR SUBTOTALS	General Ledger Account Description	2022 AUDITED ACTUAL	2023 PRELIMINARY ACTUAL	2022 ADOPTED BUDGET	2023 ADOPTED BUDGET	2024 ADOPTED BUDGET	2025 PROPOSED BUDGET			
69082260	DD GARAGE	04 MATERIALS	71705 VEHICLE PARTS	340.89	0.00	1,000.00	500.00	500.00	500.00			
			71710 VEHICLE ACCESSORIES	0.00	0.00	5,000.00	4,000.00	3,000.00	1,500.00			
			71715 TIRES OR TUBES	1,097.15	0.00	0.00	0.00	0.00	0.00			
			71720 OIL LUBRICANT	0.00	0.00	5,000.00	2,500.00	0.00	0.00			
			71725 OIL	13,418.43	9,348.78	8,000.00	9,500.00	14,000.00	14,000.00			
			71805 EQUIPMENT PART AND SUPPLIES	23,236.23	20,327.75	7,000.00	8,000.00	25,000.00	24,000.00			
			72105 CLOTHING ALLOWANCE	0.00	0.00	0.00	0.00	0.00	1,300.00			
			72110 SHOE ALLOWANCE	544.46	250.00	500.00	500.00	600.00	270.00			
			72140 TOOL ALLOWANCE	0.00	43.20	1,000.00	1,000.00	1,000.00	1,000.00			
			72255 SAFETY SUPPLIES	0.00	0.00	100.00	0.00	0.00	0.00			
			72305 SMALL TOOL	2,343.07	1,214.45	6,000.00	5,000.00	5,000.00	5,000.00			
			72315 FIELD EQUIPMENT	0.00	0.00	0.00	0.00	0.00	0.00			
			72320 SHOP EQUIPMENT	0.00	0.00	3,500.00	2,500.00	2,500.00	2,500.00			
			72330 HARDWARE	2,314.64	2,528.88	1,500.00	2,500.00	2,500.00	2,600.00			
			72725 LUMBER	826.98	186.32	2,000.00	2,000.00	1,500.00	1,200.00			
			72730 STEEL IRON PRODUCT	6,532.27	5,575.55	6,000.00	7,500.00	8,000.00	8,100.00			
			72825 WATER INVENTORY	1,241.45	2,004.54	2,500.00	2,000.00	1,500.00	1,500.00			
			72830 WATER CLOSING SUPPLIES	(92,205.77)	0.00	(85,300.00)	(87,200.00)	(113,600.00)	(109,970.00)			
			72905 ADDL SPECIAL MATL SUPPLIES	1,818.52	16,554.13	2,000.00	30,000.00	32,000.00	30,000.00			
			72910 OTHER MISCELLANEOUS SUPPLIES	22,756.94	(0.00)	24,000.00	0.00	0.00	0.00			
				04 MATERIALS Total			(0.00)	70,310.65	0.00	0.00	0.00	0.00
				07 DEPRECIATIO		76905 DEPRECIATION EXPENSE	6,661.38	7,115.93	0.00	0.00	0.00	0.00
						76910 ADJ WATER DEPRECIATION	(6,661.38)	0.00	0.00	0.00	0.00	0.00
				07 DEPRECIATION Total			(0.00)	7,115.93	0.00	0.00	0.00	0.00
			<b>69082260 Total</b>				<b>(6,335.72)</b>	<b>464,638.58</b>	<b>(499.00)</b>	<b>0.00</b>	<b>(0.16)</b>	<b>0.00</b>

**St Paul Regional Water Services**  
**2025 Spending Budget**  
**By Division and all Accounts detail**

ACCOUNT TYPE	(Multiple Items)
DIVISION	Distribution

AU	AU DESCRIPTION	MAJOR SUBTOTALS	GeneralLedgr Account.AccountDescription	2022 AUDITED ACTUAL	2023 PRELIMINARY ACTUAL	2022 ADOPTED BUDGET	2023 ADOPTED BUDGET	2024 ADOPTED BUDGET	2025 PROPOSED BUDGET		
69082261	DD AUTO TRUCK MAINTENANCE	01 LABOR	60105 FULL TIME CERTIFIED	57,348.17	57,477.77	0.00	0.00	0.00	0.00		
			60120 SHIFT DIFFERENTIAL	10.19	0.00	0.00	0.00	0.00	0.00		
			60175 OVERTIME	671.58	1,149.12	15,000.00	7,000.00	7,000.00	1,500.00		
			60830 WATER CLOSING SALARIES	(58,029.94)	0.00	(15,000.00)	(7,000.00)	(7,000.00)	(1,500.00)		
			60835 SALARY NEEDS	0.00	0.00	0.00	0.00	0.00	0.00		
			01 LABOR Total			0.00	58,626.89	0.00	0.00	0.00	0.00
			02 FRINGES	61005 SOCIAL SECURITY	3,384.61	3,355.33	930.00	434.00	434.00	93.00	
		61010 MEDICARE REGULAR		791.65	784.69	218.00	102.00	102.00	21.75		
		61110 PERA COORDINATED PENSION		4,278.37	4,356.35	1,125.00	525.00	525.00	112.50		
		61150 MACHINIST PENSION		2,466.80	2,561.68	0.00	0.00	0.00	0.00		
		61160 LIUNA PENSION		22.50	0.00	121.00	121.00	121.00	121.00		
		61210 EMPLOYEE HEALTH INSURANCE		15,661.37	16,321.03	0.00	0.00	0.00	0.00		
		61225 EMPLOYEE BASIC LIFE		8.14	8.54	35.00	35.00	35.00	35.00		
		61505 DEFERRED COMP EMPLOYER MATCH		12.07	37.47	141.00	141.00	141.00	141.00		
		61550 INDIRECT FRINGES		4,308.58	4,968.63	555.00	298.00	266.00	57.75		
		61905 FRINGE BENEFITS COMP ABSENCE		0.00	0.00	658.00	658.00	658.00	0.00		
		61990 FRINGE CLOSE OUT		(30,934.09)	0.00	(3,783.00)	(2,314.00)	(2,282.00)	(582.00)		
				02 FRINGES Total			(0.00)	32,393.72	0.00	0.00	0.00
			03 SERVICES	64230 GENERAL EQUIPMENT REPAIR	61,671.75	66,275.44	95,000.00	95,000.00	95,000.00	93,000.00	
		64505 GENERAL REPAIR MAINT SVC		0.00	0.00	0.00	0.00	0.00	0.00		
		64735 EQUIPMENT RENTAL		0.00	137,658.40	0.00	0.00	0.00	0.00		
		67510 LOCAL REGISTRATION FEE		0.00	0.00	0.00	0.00	0.00	0.00		
		68120 INTERNAL EQUIPMENT RENTAL		0.00	0.00	1,000.00	1,000.00	1,000.00	0.00		
		68165 VEHICLE RENTAL CHARGE		(0.00)	(1,840,867.73)	0.00	0.00	0.00	0.00		
		69505 LICENSE AND PERMIT		0.00	57.00	500.00	500.00	500.00	500.00		
		69510 VEHICLE LICENSE REGISTRATION		676.25	832.25	1,000.00	1,000.00	1,000.00	2,100.00		
		69590 OTHER SERVICES		10,708.67	6,650.08	5,000.00	5,000.00	7,000.00	9,500.00		
		69595 WATER CLOSING SERVICES		(73,056.67)	0.00	(102,500.00)	(102,500.00)	(104,500.00)	(105,100.00)		
				03 SERVICES Total			(0.00)	(1,629,394.56)	0.00	0.00	0.00
				04 MATERIALS	71105 MOTOR FUEL	359,587.67	366,415.75	335,000.00	325,000.00	385,000.00	403,000.00
		71705 VEHICLE PARTS	0.00		0.00	5,000.00	5,000.00	0.00	0.00		
		71710 VEHICLE ACCESSORIES	0.00		0.00	6,000.00	6,000.00	0.00	500.00		
		71715 TIRES OR TUBES	27,358.44		46,673.32	35,000.00	35,000.00	35,000.00	45,200.00		
		71725 OIL	0.00		0.00	0.00	0.00	0.00	0.00		
		71805 EQUIPMENT PART AND SUPPLIES	101,258.28		80,494.30	65,000.00	60,000.00	95,000.00	153,000.00		
		72315 FIELD EQUIPMENT	0.00		0.00	0.00	0.00	0.00	0.00		
		72730 STEEL IRON PRODUCT	334.50		891.27	0.00	0.00	0.00	500.00		
		72830 WATER CLOSING SUPPLIES	(491,418.09)		0.00	(446,500.00)	(431,000.00)	(515,000.00)	(605,700.00)		
		72910 OTHER MISCELLANEOUS SUPPLIES	2,879.20		0.00	500.00	0.00	0.00	3,500.00		
			04 MATERIALS Total				0.00	494,474.64	0.00	0.00	0.00
			07 DEPRECIATIO		76905 DEPRECIATION EXPENSE	565,098.90	629,439.71	(450,000.00)	(450,000.00)	(450,000.00)	(450,000.00)
		76910 ADJ WATER DEPRECIATION		(565,098.90)	0.00	0.00	0.00	0.00	0.00		
			07 DEPRECIATION Total			0.00	629,439.71	(450,000.00)	(450,000.00)	(450,000.00)	(450,000.00)
			09 LOSS ON DISF	76810 LOSS ON PROP DISPOSAL	0.00	5,577.52	0.00	0.00	0.00	0.00	
				09 LOSS ON DISPOSAL Total			0.00	5,577.52	0.00	0.00	0.00
		<b>69082261 Total</b>				<b>(0.00)</b>	<b>(408,882.08)</b>	<b>(450,000.00)</b>	<b>(450,000.00)</b>	<b>(450,000.00)</b>	<b>(450,000.00)</b>

**St Paul Regional Water Services**  
**2025 Spending Budget**  
**By Division and all Accounts detail**

ACCOUNT TYPE	(Multiple Items)
DIVISION	Distribution

AU	AU DESCRIPTION	MAJOR SUBTOTALS	GeneralLedgr Account.AccountDescription	2022 AUDITED ACTUAL	2023 PRELIMINARY ACTUAL	2022 ADOPTED BUDGET	2023 ADOPTED BUDGET	2024 ADOPTED BUDGET	2025 PROPOSED BUDGET		
69082262	DD TRACTOR MAINTENANCE	01 LABOR	60105 FULL TIME CERTIFIED	15,282.84	15,868.86	0.00	0.00	0.00	0.00		
			60120 SHIFT DIFFERENTIAL	0.00	0.00	0.00	0.00	0.00	0.00		
			60175 OVERTIME	570.64	351.85	4,000.00	4,000.00	1,500.00	500.00		
			60830 WATER CLOSING SALARIES	(15,853.48)	0.00	(4,000.00)	(4,000.00)	(1,500.00)	(500.00)		
			60835 SALARY NEEDS	0.00	0.00	0.00	0.00	0.00	0.00		
			01 LABOR Total			(0.00)	16,220.71	0.00	0.00	0.00	0.00
			02 FRINGES	61005 SOCIAL SECURITY	919.02	925.55	248.00	248.00	93.00	31.00	
		61010 MEDICARE REGULAR		214.93	216.52	58.00	58.00	22.00	7.25		
		61110 PERA COORDINATED PENSION		1,184.73	1,192.53	300.00	300.00	113.00	37.50		
		61150 MACHINIST PENSION		682.49	698.53	0.00	0.00	0.00	0.00		
		61160 LIUNA PENSION		18.00	0.00	19.00	19.00	19.00	19.00		
		61210 EMPLOYEE HEALTH INSURANCE		4,651.43	4,181.36	0.00	0.00	0.00	0.00		
		61225 EMPLOYEE BASIC LIFE		2.67	1.99	0.00	0.00	0.00	0.00		
		61505 DEFERRED COMP EMPLOYER MATCH		4.24	9.86	48.00	48.00	48.00	48.00		
		61550 INDIRECT FRINGES		1,165.21	1,118.81	148.00	170.00	57.00	19.25		
		61905 FRINGE BENEFITS COMP ABSENCE		0.00	0.00	66.00	66.00	66.00	0.00		
		61990 FRINGE CLOSE OUT		(8,842.72)	0.00	(887.00)	(909.00)	(418.00)	(162.00)		
				02 FRINGES Total			0.00	8,345.15	0.00	0.00	0.00
			03 SERVICES	64230 GENERAL EQUIPMENT REPAIR	51,162.36	3,324.74	15,000.00	16,000.00	28,000.00	28,000.00	
		64505 GENERAL REPAIR MAINT SVC		375.13	0.00	2,000.00	2,000.00	1,500.00	1,500.00		
		68120 INTERNAL EQUIPMENT RENTAL		0.00	0.00	100.00	100.00	100.00	0.00		
		68165 VEHICLE RENTAL CHARGE		(0.00)	(462,576.18)	0.00	0.00	0.00	0.00		
		69510 VEHICLE LICENSE REGISTRATION		0.00	10,391.10	0.00	0.00	0.00	0.00		
		69590 OTHER SERVICES		900.00	932.00	1,000.00	1,000.00	1,000.00	1,100.00		
		69595 WATER CLOSING SERVICES		(52,437.49)	0.00	(18,100.00)	(19,100.00)	(30,600.00)	(30,600.00)		
			03 SERVICES Total			(0.00)	(447,928.34)	0.00	0.00	0.00	
			04 MATERIALS	71105 MOTOR FUEL	46,305.40	46,250.19	43,000.00	40,000.00	48,000.00	48,000.00	
		71705 VEHICLE PARTS		0.00	0.00	0.00	0.00	0.00	0.00		
		71715 TIRES OR TUBES		11,524.14	6,838.67	9,500.00	10,500.00	12,000.00	12,000.00		
		71725 OIL		0.00	0.00	500.00	500.00	500.00	500.00		
		71805 EQUIPMENT PART AND SUPPLIES		37,765.69	70,801.48	35,000.00	35,000.00	38,000.00	39,500.00		
		72730 STEEL IRON PRODUCT		0.00	791.10	0.00	0.00	0.00	0.00		
72830 WATER CLOSING SUPPLIES	(95,595.23)	0.00		(90,500.00)	(88,500.00)	(100,500.00)	(102,000.00)				
72905 ADDL SPECIAL MATL SUPPLIES	0.00	0.00		2,000.00	2,500.00	2,000.00	2,000.00				
72910 OTHER MISCELLANEOUS SUPPLIES	0.00	0.00		500.00	0.00	0.00	0.00				
	04 MATERIALS Total			0.00	124,681.44	0.00	0.00	0.00			
	05 CAPITAL	77905 AM CLEARING PROPRIETARY	0.00	0.00	0.00	0.00	0.00	0.00			
	05 CAPITAL Total			0.00	0.00	0.00	0.00	0.00			
	07 DEPRECIATIO	76905 DEPRECIATION EXPENSE	155,557.70	155,557.71	(162,000.00)	(162,000.00)	(162,000.00)	(162,000.00)			
76910 ADJ WATER DEPRECIATION		(155,557.70)	0.00	0.00	0.00	0.00	0.00				
	07 DEPRECIATION Total			0.00	155,557.71	(162,000.00)	(162,000.00)	(162,000.00)			
	09 LOSS ON DISF	76810 LOSS ON PROP DISPOSAL	0.00	0.00	0.00	0.00	0.00	0.00			
	09 LOSS ON DISPOSAL Total			0.00	0.00	0.00	0.00	0.00			
<b>69082262 Total</b>				<b>(0.00)</b>	<b>(143,123.33)</b>	<b>(162,000.00)</b>	<b>(162,000.00)</b>	<b>(162,000.00)</b>	<b>(162,000.00)</b>		

**St Paul Regional Water Services  
2025 Spending Budget  
By Division and all Accounts detail**

ACCOUNT TYPE (Multiple Items)  
DIVISION Distribution

AU	AU DESCRIPTION	MAJOR SUBTOTALS	GeneralLedg Account.AccountDescription	2022 AUDITED ACTUAL	2023 PRELIMINARY ACTUAL	2022 ADOPTED BUDGET	2023 ADOPTED BUDGET	2024 ADOPTED BUDGET	2025 PROPOSED BUDGET		
69082263	DD COMPRESSOR OTHER EQUIP M	01 LABOR	60105 FULL TIME CERTIFIED	32,876.34	40,075.38	0.00	0.00	0.00	0.00		
			60120 SHIFT DIFFERENTIAL	0.00	0.00	0.00	0.00	0.00	0.00		
			60175 OVERTIME	267.26	297.99	2,000.00	1,500.00	1,500.00	0.00		
			60830 WATER CLOSING SALARIES	(33,143.60)	0.00	(2,000.00)	(1,500.00)	(1,500.00)	0.00		
			60835 SALARY NEEDS	0.00	0.00	0.00	0.00	0.00	0.00		
		01 LABOR Total				(0.00)	40,373.37	0.00	0.00	0.00	0.00
		02 FRINGES									
				61005 SOCIAL SECURITY	1,933.26	2,308.75	0.00	93.00	93.00	0.00	
				61010 MEDICARE REGULAR	452.07	540.05	0.00	22.00	22.00	0.00	
				61110 PERA COORDINATED PENSION	2,454.85	3,015.42	0.00	112.00	113.00	0.00	
				61150 MACHINIST PENSION	1,430.17	1,775.55	0.00	0.00	0.00	0.00	
				61160 LIUNA PENSION	0.00	0.00	0.00	0.00	0.00	0.00	
				61210 EMPLOYEE HEALTH INSURANCE	9,613.44	11,448.88	0.00	0.00	0.00	0.00	
				61225 EMPLOYEE BASIC LIFE	5.20	5.47	27.00	27.00	27.00	0.00	
				61505 DEFERRED COMP EMPLOYER MATCH	0.00	1.74	73.00	73.00	73.00	0.00	
				61550 INDIRECT FRINGES	2,579.78	3,122.31	74.00	64.00	57.00	0.00	
				61990 FRINGE CLOSE OUT	(18,468.77)	0.00	(174.00)	(391.00)	(385.00)	0.00	
		02 FRINGES Total				0.00	22,218.17	0.00	0.00	0.00	0.00
		03 SERVICES									
				64230 GENERAL EQUIPMENT REPAIR	20,325.47	1,058.27	10,000.00	10,000.00	12,000.00	0.00	
				68120 INTERNAL EQUIPMENT RENTAL	0.00	0.00	0.00	0.00	0.00	0.00	
				68165 VEHICLE RENTAL CHARGE	0.00	0.00	0.00	0.00	0.00	0.00	
				69505 LICENSE AND PERMIT	0.00	0.00	0.00	0.00	0.00	0.00	
				69510 VEHICLE LICENSE REGISTRATION	102.52	3,050.55	1,000.00	500.00	500.00	0.00	
				69590 OTHER SERVICES	0.00	0.00	3,000.00	3,000.00	1,500.00	0.00	
				69595 WATER CLOSING SERVICES	(20,427.99)	0.00	(14,000.00)	(13,500.00)	(14,000.00)	0.00	
		03 SERVICES Total				0.00	4,108.82	0.00	0.00	0.00	0.00
		04 MATERIALS									
				71105 MOTOR FUEL	6,032.27	15,134.45	10,000.00	3,000.00	6,000.00	0.00	
				71705 VEHICLE PARTS	0.00	0.00	0.00	0.00	0.00	0.00	
				71710 VEHICLE ACCESSORIES	0.00	0.00	2,000.00	1,500.00	500.00	0.00	
				71715 TIRES OR TUBES	9,834.16	7,843.88	6,500.00	7,000.00	8,500.00	0.00	
				71720 OIL LUBRICANT	0.00	0.00	0.00	0.00	0.00	0.00	
				71725 OIL	0.00	0.00	0.00	0.00	0.00	0.00	
				71805 EQUIPMENT PART AND SUPPLIES	51,258.66	54,399.88	40,000.00	45,000.00	52,000.00	0.00	
				72315 FIELD EQUIPMENT	0.00	0.00	10,000.00	5,000.00	0.00	0.00	
				72730 STEEL IRON PRODUCT	0.00	203.93	500.00	500.00	500.00	0.00	
				72830 WATER CLOSING SUPPLIES	(67,125.09)	0.00	(74,000.00)	(67,000.00)	(72,500.00)	0.00	
				72905 ADDL SPECIAL MATL SUPPLIES	0.00	267.07	0.00	5,000.00	5,000.00	0.00	
				72910 OTHER MISCELLANEOUS SUPPLIES	0.00	0.00	5,000.00	0.00	0.00	0.00	
		04 MATERIALS Total				0.00	77,849.21	0.00	0.00	0.00	0.00
		07 DEPRECIATIO									
				76905 DEPRECIATION EXPENSE	52,965.16	46,111.27	(57,000.00)	(57,000.00)	(57,000.00)	0.00	
				76910 ADJ WATER DEPRECIATION	(52,965.16)	0.00	0.00	0.00	0.00	0.00	
		07 DEPRECIATION Total				(0.00)	46,111.27	(57,000.00)	(57,000.00)	(57,000.00)	0.00
09 LOSS ON DISF											
		76810 LOSS ON PROP DISPOSAL	0.00	0.00	0.00	0.00	0.00	0.00			
09 LOSS ON DISPOSAL Total				0.00	0.00	0.00	0.00	0.00	0.00		
<b>69082263 Total</b>				<b>(0.00)</b>	<b>190,660.84</b>	<b>(57,000.00)</b>	<b>(57,000.00)</b>	<b>(57,000.00)</b>	<b>0.00</b>		
<b>Grand Total</b>				<b>15,854,858.23</b>	<b>18,958,210.58</b>	<b>9,445,560.00</b>	<b>9,775,809.00</b>	<b>10,641,545.54</b>	<b>11,726,487.54</b>		

**St Paul Regional Water Services  
2025 Spending Budget  
By Division and all Accounts detail**

ACCOUNT TYPE (Multiple Items)  
DIVISION Engineering

AU	AU DESCRIPTION	MAJOR SUBTOTALS	GeneralLedg Account.AccountDescription	2022 AUDITED ACTUAL	2023 PRELIMINARY ACTUAL	2022 ADOPTED BUDGET	2023 ADOPTED BUDGET	2024 ADOPTED BUDGET	2025 PROPOSED BUDGET
69082310	ED ENGINEERING MAPS RECORDS	01 LABOR	60105 FULL TIME CERTIFIED	1,865,466.31	1,744,793.47	2,273,195.00	1,952,103.00	2,031,645.00	2,222,308.00
			60120 SHIFT DIFFERENTIAL	296.29	433.81	0.00	0.00	0.00	0.00
			60145 TRADES NO CITY BENEFITS	334,344.62	328,827.09	0.00	359,502.00	379,458.00	397,293.00
			60150 TRADES NO PAY DAYS	0.00	0.00	(24,816.00)	(16,800.00)	(17,733.00)	(16,891.00)
			60155 OVERTIME TRADES	5,966.35	2,267.33	0.00	0.00	0.00	3,500.00
			60175 OVERTIME	73,208.00	80,282.71	130,000.00	100,000.00	100,000.00	89,000.00
			60305 PART TIME CERTIFIED	64,552.68	66,699.39	0.00	56,435.00	72,486.00	0.00
			60415 INTERN	27,581.25	22,392.00	67,818.00	55,884.00	102,836.00	156,512.00
			60417 TRI COUNCIL NOT CERTIFIED TEMP	0.00	420.80	0.00	0.00	0.00	0.00
			60815 SALARIES COMP ABSENCES	(1,819.15)	0.00	0.00	0.00	0.00	0.00
			60825 WATER LABOR ADDITIVE	(117,953.86)	(101,241.47)	(147,000.00)	(147,000.00)	(147,000.00)	(147,000.00)
			60835 SALARY NEEDS	0.00	0.00	0.00	0.00	0.00	0.00
			60845 RESERVE FOR PROMOTIONS	0.00	0.00	8,800.00	8,800.00	8,800.00	10,000.00
		01 LABOR Total		2,251,642.49	2,144,875.13	2,307,997.00	2,368,924.00	2,530,492.00	2,711,370.00
		02 FRINGES	61005 SOCIAL SECURITY	144,268.13	136,472.56	165,725.00	156,784.00	163,375.60	172,098.00
			61010 MEDICARE REGULAR	33,740.55	31,917.03	38,027.00	36,669.00	38,208.10	40,248.50
			61110 PERA COORDINATED PENSION	150,043.58	140,997.89	166,039.00	158,500.00	166,532.00	174,097.00
			61145 TRI COUNCIL PENSION	0.00	0.00	0.00	0.00	0.00	0.00
			61160 LIUNA PENSION	874.35	238.75	0.00	0.00	0.00	0.00
			61210 EMPLOYEE HEALTH INSURANCE	342,067.40	268,958.48	414,314.00	436,734.00	377,054.00	416,693.00
			61225 EMPLOYEE BASIC LIFE	3,588.41	3,323.18	2,407.00	2,407.00	2,407.00	2,434.00
			61415 SEVERANCE VACATION BAL	391.81	0.00	0.00	0.00	0.00	0.00
			61505 DEFERRED COMP EMPLOYER MATCH	3,797.72	1,834.06	9,649.00	9,649.00	9,649.00	9,649.00
			61550 INDIRECT FRINGES	191,314.77	199,336.54	113,258.00	107,471.00	101,744.70	101,683.50
			61605 TRADES BENEFITS	176,608.46	178,080.19	190,939.00	224,292.00	214,389.00	226,129.00
			61810 PERMANENT PARTIAL DISABILITY	65,352.91	0.00	0.00	0.00	0.00	0.00
			61815 TEMPORARY TOTAL DISABILITY	0.00	1,839.18	0.00	0.00	0.00	0.00
			61820 TEMPORARY PARTIAL DISABILITY	25,973.76	6,677.00	0.00	0.00	0.00	0.00
			61830 MEDICAL CHARGES	0.00	0.00	0.00	0.00	0.00	0.00
			61905 FRINGE BENEFITS COMP ABSENCE	(719.22)	0.00	112,068.00	112,068.00	112,068.00	112,068.00
		02 FRINGES Total		1,137,302.63	969,674.86	1,212,426.00	1,244,574.00	1,185,427.40	1,252,724.00
		03 SERVICES	63110 APPRAISER	0.00	0.00	0.00	0.00	0.00	0.00
			63115 ARCHITECT	4,335.00	4,001.84	0.00	0.00	0.00	0.00
			63130 ENGINEERS	197,034.25	70,750.19	379,000.00	613,000.00	0.00	0.00
			63132 TECHNOLOGY PROGRAMMING	0.00	0.00	0.00	0.00	0.00	0.00
			63160 GENERAL PROFESSIONAL SERVICE	107,973.94	72,524.63	0.00	0.00	535,000.00	260,000.00
			63335 TESTING SERVICE	0.00	0.00	5,000.00	5,000.00	5,000.00	2,000.00
			63360 DATA PROCESSING SERVICE	0.00	0.00	0.00	0.00	0.00	0.00
			63405 PROCESS FILING RECORDING FEE	0.00	0.00	0.00	0.00	1,000.00	1,000.00
			64220 EQUIPMENT MAINTENANCE CONTRACT	0.00	0.00	0.00	0.00	0.00	0.00
			64230 GENERAL EQUIPMENT REPAIR	0.00	1,238.97	0.00	0.00	0.00	0.00

**St Paul Regional Water Services  
2025 Spending Budget  
By Division and all Accounts detail**

ACCOUNT TYPE (Multiple Items)  
DIVISION Engineering

AU	AU DESCRIPTION	MAJOR SUBTOTALS	GeneralLedg Account.AccountDescription	2022 AUDITED ACTUAL	2023 PRELIMINARY	2022 ADOPTED	2023 ADOPTED	2024 ADOPTED	2025 PROPOSED
				ACTUAL		BUDGET	BUDGET	BUDGET	BUDGET
69082310	ED ENGINEERING MAPS RECORDS	03 SERVICES	64250 FIELD EQUIPMENT REPAIR	0.00	0.00	2,000.00	0.00	0.00	0.00
			64505 GENERAL REPAIR MAINT SVC	14,145.10	22,276.34	18,000.00	20,000.00	20,000.00	20,000.00
			65140 TELEPHONE MONTHLY CHARGE	5,100.00	6,528.00	11,000.00	7,000.00	0.00	0.00
			65160 TELEPHONE NON VOICE SERVICE	689.34	0.00	1,000.00	1,000.00	1,000.00	0.00
			65165 TELEPHONE CELLULAR PHONE	0.00	0.00	0.00	0.00	0.00	0.00
			65170 COMMUNICATION SERVICE	2,176.31	0.00	0.00	0.00	0.00	0.00
			67205 POSTAGE	4,613.48	6,393.94	4,000.00	4,000.00	5,000.00	5,600.00
			67330 PRINTING OUTSIDE	0.00	1,674.00	1,000.00	4,000.00	1,000.00	1,000.00
			67335 PRINTING RIVER PRINT	417.00	0.00	3,000.00	0.00	0.00	0.00
			67340 PUBLICATION AND ADVERTISING	1,366.14	0.00	0.00	0.00	0.00	0.00
			67355 OTHER PRINT SERVICE	0.00	0.00	0.00	0.00	0.00	0.00
			67510 LOCAL REGISTRATION FEE	1,699.99	0.00	0.00	0.00	0.00	0.00
			67520 TUITION REIMBURSEMENT	0.00	0.00	0.00	0.00	0.00	0.00
			67525 MEMBERSHIP DUES	639.00	0.00	0.00	0.00	0.00	0.00
			67530 TRANSPORTATION	0.00	0.00	0.00	0.00	0.00	0.00
			67535 LODGING	0.00	0.00	0.00	0.00	0.00	0.00
			67540 MEALS	0.00	0.00	0.00	0.00	0.00	0.00
			67615 REGULAR MILEAGE	1,424.39	5,653.68	3,000.00	3,000.00	2,000.00	3,000.00
			67630 PARKING EXPENSE	42.00	15.82	200.00	200.00	200.00	200.00
			68120 INTERNAL EQUIPMENT RENTAL	123,880.68	103,568.99	111,000.00	110,000.00	110,000.00	115,000.00
			68155 REAL ESTATE SERVICES	6,080.00	1,988.60	5,000.00	5,000.00	5,000.00	5,000.00
			69505 LICENSE AND PERMIT	2,363.56	0.00	0.00	0.00	0.00	0.00
			69590 OTHER SERVICES	37,031.68	61,706.15	35,000.00	35,000.00	38,000.00	40,000.00
		03 SERVICES Total		511,011.86	358,321.15	578,200.00	807,200.00	723,200.00	452,800.00
		04 MATERIALS	70010 COMMUNICATION SUPPLIES	36.99	38.97	1,000.00	1,000.00	1,000.00	0.00
			70110 COMPUTER SOFTWARE	147.00	0.00	0.00	0.00	0.00	0.00
			70120 COMPUTER HARDWARE	0.00	0.00	0.00	0.00	0.00	0.00
			70130 COMPUTER SUPPLIES	165.66	125.00	3,000.00	0.00	0.00	0.00
			70205 PAPER SUPPLIES RIVERPRINT	0.00	0.00	2,500.00	0.00	0.00	0.00
			70210 PAPER FORMS ETC	0.00	0.00	0.00	0.00	0.00	0.00
			70305 OFFICE EQUIPMENT	1,745.80	2,054.52	1,000.00	1,000.00	1,000.00	2,300.00
			70310 OFFICE FURNITURE	0.00	0.00	0.00	0.00	0.00	0.00
			70505 OFFICE ACCESSORIES	0.00	(0.00)	0.00	0.00	0.00	0.00
			70510 BOOK PERIODICAL PICTURE	1,381.43	405.73	600.00	200.00	500.00	0.00
			70520 TRAINING AND INSTRUCTIONAL MAT	2,235.00	0.00	1,000.00	0.00	0.00	0.00
			70525 OFFICE SUPPLIES CONTRACT	2,111.81	(10.16)	2,000.00	0.00	0.00	0.00
			70530 GEN OFFICE SUPPLIES	251.45	5,910.90	500.00	3,500.00	1,000.00	5,000.00
			71230 OTHER	0.00	0.00	0.00	0.00	0.00	0.00
			71525 PLUMBING SUPPLIES	1,525.50	381.00	1,000.00	1,000.00	1,500.00	1,000.00
			71535 PAINTING SUPPLIES	0.00	0.00	0.00	0.00	0.00	0.00
			71630 SIGNING MATERIALS	0.00	0.00	0.00	0.00	0.00	0.00



**St Paul Regional Water Services  
2025 Spending Budget  
By Division and all Accounts detail**

ACCOUNT TYPE (Multiple Items)  
DIVISION Engineering

AU	AU DESCRIPTION	MAJOR SUBTOTALS	General Ledger Account Description	2022 AUDITED ACTUAL	2023 PRELIMINARY ACTUAL	2022 ADOPTED BUDGET	2023 ADOPTED BUDGET	2024 ADOPTED BUDGET	2025 PROPOSED BUDGET
69082310	ED ENGINEERING MAPS RECORDS	04 MATERIALS	71710 VEHICLE ACCESSORIES	0.00	0.00	0.00	0.00	0.00	0.00
			71805 EQUIPMENT PART AND SUPPLIES	0.00	0.00	0.00	0.00	0.00	0.00
			72105 CLOTHING ALLOWANCE	5,184.56	5,999.44	7,000.00	4,000.00	5,000.00	6,000.00
			72110 SHOE ALLOWANCE	2,438.65	2,677.28	1,000.00	2,000.00	2,500.00	3,000.00
			72225 CHEMICAL LABORATORY	0.00	0.00	0.00	0.00	0.00	0.00
			72255 SAFETY SUPPLIES	0.00	0.00	0.00	0.00	0.00	0.00
			72305 SMALL TOOL	0.00	0.00	200.00	200.00	0.00	0.00
			72315 FIELD EQUIPMENT	30,926.32	13,264.15	40,000.00	40,000.00	45,000.00	40,000.00
			72330 HARDWARE	6.02	0.00	500.00	500.00	500.00	0.00
			72825 WATER INVENTORY	5,100.71	2,246.98	2,000.00	2,000.00	2,000.00	2,000.00
			72905 ADDL SPECIAL MATL SUPPLIES	3,721.14	5,048.27	1,000.00	2,500.00	2,500.00	5,000.00
			72910 OTHER MISCELLANEOUS SUPPLIES	22.53	0.00	500.00	0.00	0.00	0.00
			04 MATERIALS Total	57,000.57	38,142.08	64,800.00	57,900.00	62,500.00	64,300.00
		05 CAPITAL	77905 AM CLEARING PROPIETARY	0.00	0.00	0.00	0.00	0.00	0.00
			05 CAPITAL Total	0.00	0.00	0.00	0.00	0.00	0.00
		07 DEPRECIATIO	76905 DEPRECIATION EXPENSE	21,444.15	19,641.99	0.00	0.00	0.00	0.00
			07 DEPRECIATION Total	21,444.15	19,641.99	0.00	0.00	0.00	0.00
		09 LOSS ON DISF	76810 LOSS ON PROP DISPOSAL	10,302.74	0.00	0.00	0.00	0.00	0.00
			09 LOSS ON DISPOSAL Total	10,302.74	0.00	0.00	0.00	0.00	0.00
<b>69082310 Total</b>				<b>3,988,704.44</b>	<b>3,530,655.21</b>	<b>4,163,423.00</b>	<b>4,478,598.00</b>	<b>4,501,619.40</b>	<b>4,486,924.00</b>

**St Paul Regional Water Services  
2025 Spending Budget  
By Division and all Accounts detail**

ACCOUNT TYPE (Multiple Items)  
DIVISION Engineering

AU	AU DESCRIPTION	MAJOR SUBTOTALS	General Ledger Account Description	2022 AUDITED ACTUAL	2023 PRELIMINARY ACTUAL	2022 ADOPTED BUDGET	2023 ADOPTED BUDGET	2024 ADOPTED BUDGET	2025 PROPOSED BUDGET		
69082350	ED HOMEOWNER LEAD REPLAC LC	01 LABOR	60105 FULL TIME CERTIFIED	54,740.40	12,993.06	0.00	0.00	0.00	0.00		
			60120 SHIFT DIFFERENTIAL	32.43	33.54	0.00	0.00	0.00	0.00		
			60145 TRADES NO CITY BENEFITS	507.78	0.00	0.00	0.00	0.00	0.00		
			60155 OVERTIME TRADES	450.67	157.80	0.00	0.00	0.00	0.00		
			60175 OVERTIME	5,875.87	4,256.21	0.00	0.00	0.00	0.00		
			60417 TRI COUNCIL NOT CERTIFIED TEMP	7,813.34	1,619.80	0.00	0.00	0.00	0.00		
			01 LABOR Total			69,420.49	19,060.41	0.00	0.00	0.00	0.00
			02 FRINGES	61005 SOCIAL SECURITY	4,169.84	1,080.46	0.00	0.00	0.00	0.00	
		61010 MEDICARE REGULAR		975.16	252.55	0.00	0.00	0.00	0.00		
		61110 PERA COORDINATED PENSION		4,553.20	1,216.88	0.00	0.00	0.00	0.00		
		61145 TRI COUNCIL PENSION		2,021.87	230.25	0.00	0.00	0.00	0.00		
		61160 LIUNA PENSION		1,440.50	351.25	0.00	0.00	0.00	0.00		
		61210 EMPLOYEE HEALTH INSURANCE		11,114.77	2,895.84	0.00	0.00	0.00	0.00		
		61225 EMPLOYEE BASIC LIFE		43.87	11.22	0.00	0.00	0.00	0.00		
		61505 DEFERRED COMP EMPLOYER MATCH		158.88	23.88	0.00	0.00	0.00	0.00		
		61605 TRADES BENEFITS		2,446.33	746.52	0.00	0.00	0.00	0.00		
				02 FRINGES Total			26,924.42	6,808.85	0.00	0.00	0.00
			03 SERVICES	63625 SPEC ASMT PROCESSING FEES	0.00	0.00	0.00	0.00	0.00	0.00	
		64305 STREET AND SIDEWALK REPAIR		23,161.35	0.00	0.00	0.00	0.00	0.00		
		64505 GENERAL REPAIR MAINT SVC		34,926.45	0.00	0.00	0.00	0.00	0.00		
		64705 VEHICLE RENTAL		3,708.00	0.00	0.00	0.00	0.00	0.00		
		64740 BARRICADE RENTAL		1,400.25	0.00	0.00	0.00	0.00	0.00		
		68120 INTERNAL EQUIPMENT RENTAL		24,580.37	6,859.88	0.00	0.00	0.00	0.00		
		69505 LICENSE AND PERMIT		585.28	0.00	0.00	0.00	0.00	0.00		
		69590 OTHER SERVICES		910.00	0.00	0.00	0.00	0.00	0.00		
		69596 WATER RESTORATION CLOSE		14,603.45	0.00	0.00	0.00	0.00	0.00		
			03 SERVICES Total			103,875.15	6,859.88	0.00	0.00	0.00	0.00
			04 MATERIALS	72825 WATER INVENTORY	13,236.32	3,813.33	0.00	0.00	0.00	0.00	
			04 MATERIALS Total			13,236.32	3,813.33	0.00	0.00	0.00	0.00
			06 OTHER	73120 OUTSIDE LOAN	281,397.00	88,005.00	400,000.00	100,000.00	200,000.00	200,000.00	
		74410 FORGIVABLE LOAN		12,000.00	0.00	250,000.00	0.00	0.00	0.00		
		78430 LOAN PRINCIPAL CLOSE OUT		(281,397.00)	(88,005.00)	0.00	0.00	0.00	0.00		
	06 OTHER Total			12,000.00	0.00	650,000.00	100,000.00	200,000.00	200,000.00		
<b>69082350 Total</b>				<b>225,456.38</b>	<b>36,542.47</b>	<b>650,000.00</b>	<b>100,000.00</b>	<b>200,000.00</b>	<b>200,000.00</b>		

**St Paul Regional Water Services  
 2025 Spending Budget  
 By Division and all Accounts detail**

ACCOUNT TYPE (Multiple Items)  
 DIVISION Engineering

AU	AU DESCRIPTION	MAJOR SUBTOTALS	General Ledger Account.AccountDescription	2022 AUDITED ACTUAL	2023 PRELIMINARY ACTUAL	2022 ADOPTED BUDGET	2023 ADOPTED BUDGET	2024 ADOPTED BUDGET	2025 PROPOSED BUDGET
69082355	ED LAND SALES	03 SERVICES	63110 APPRAISER	0.00	0.00	3,000.00	3,000.00	3,000.00	0.00
		03 SERVICES Total		0.00	0.00	3,000.00	3,000.00	3,000.00	0.00
<b>69082355 Total</b>				<b>0.00</b>	<b>0.00</b>	<b>3,000.00</b>	<b>3,000.00</b>	<b>3,000.00</b>	<b>0.00</b>
<b>Grand Total</b>				<b>4,214,160.82</b>	<b>3,567,197.68</b>	<b>4,816,423.00</b>	<b>4,581,598.00</b>	<b>4,704,619.40</b>	<b>4,686,924.00</b>

**St Paul Regional Water Services  
2025 Spending Budget  
By Division and all Accounts detail**

ACCOUNT TYPE	(Multiple Items)
DIVISION	Production

AU	AU DESCRIPTION	MAJOR SUBTOTALS	General Ledger Account Description	2022 AUDITED ACTUAL	2023 PRELIMINARY ACTUAL	2022 ADOPTED BUDGET	2023 ADOPTED BUDGET	2024 ADOPTED BUDGET	2025 PROPOSED BUDGET
69082410	PD SUPPLY	01 LABOR	60105 FULL TIME CERTIFIED	997,455.33	1,254,324.73	1,082,136.00	1,351,277.00	1,463,662.00	1,558,215.00
			60120 SHIFT DIFFERENTIAL	766.40	1,271.31	0.00	0.00	0.00	0.00
			60130 FULL TIME NOT CERTIFIED	0.00	0.00	0.00	0.00	0.00	0.00
			60145 TRADES NO CITY BENEFITS	0.00	0.00	0.00	0.00	0.00	0.00
			60155 OVERTIME TRADES	0.00	34.85	0.00	0.00	0.00	0.00
			60175 OVERTIME	35,308.73	64,093.94	26,000.00	26,000.00	26,000.00	52,000.00
			60305 PART TIME CERTIFIED	0.00	0.00	0.00	0.00	0.00	0.00
			60410 NOT CERTIFIED TEMP SEASONAL	6,093.41	0.00	109,802.00	0.00	0.00	0.00
			60415 INTERN	1,031.25	0.00	0.00	0.00	0.00	0.00
			60417 TRI COUNCIL NOT CERTIFIED TEMP	25,818.78	1,614.84	0.00	0.00	0.00	0.00
			60815 SALARIES COMP ABSENCES	(4,047.94)	0.00	0.00	0.00	0.00	0.00
			60835 SALARY NEEDS	0.00	0.00	0.00	0.00	0.00	0.00
			60845 RESERVE FOR PROMOTIONS	0.00	0.00	0.00	0.00	8,000.00	0.00
		01 LABOR Total		1,062,425.96	1,321,339.67	1,217,938.00	1,377,277.00	1,497,662.00	1,610,215.00
		02 FRINGES	61005 SOCIAL SECURITY	67,348.07	81,500.72	75,512.00	85,227.00	92,672.00	99,836.00
			61010 MEDICARE REGULAR	15,750.38	19,060.28	17,660.00	19,930.00	21,668.00	23,348.00
			61110 PERA COORDINATED PENSION	79,887.70	101,463.12	87,273.00	103,092.00	112,105.00	120,768.00
			61145 TRI COUNCIL PENSION	7,889.13	138.52	29,231.00	0.00	0.00	0.00
			61150 MACHINIST PENSION	0.00	0.00	27.00	0.00	0.00	0.00
			61160 LIUNA PENSION	22,070.08	29,517.97	58,091.00	58,091.00	58,091.00	58,091.00
			61210 EMPLOYEE HEALTH INSURANCE	184,253.66	239,326.52	216,076.00	289,888.00	467,265.00	374,410.00
			61225 EMPLOYEE BASIC LIFE	1,006.05	1,220.45	1,114.00	1,114.00	1,114.00	1,114.00
			61505 DEFERRED COMP EMPLOYER MATCH	6,145.24	6,687.44	5,488.00	5,488.00	5,488.00	5,488.00
			61550 INDIRECT FRINGES	87,473.92	101,593.53	60,559.00	58,419.00	56,911.16	58,347.00
			61605 TRADES BENEFITS	7,037.22	704.96	0.00	0.00	0.00	0.00
			61810 PERMANENT PARTIAL DISABILITY	0.00	0.00	0.00	0.00	0.00	0.00
			61815 TEMPORARY TOTAL DISABILITY	12,821.70	8,653.01	0.00	0.00	0.00	0.00
			61820 TEMPORARY PARTIAL DISABILITY	16,038.89	30,046.50	0.00	0.00	0.00	0.00
			61830 MEDICAL CHARGES	0.00	0.00	0.00	0.00	0.00	0.00
			61840 MANAGED CARE	0.00	0.00	0.00	0.00	0.00	0.00
			61850 WC MILEAGE AND PARKING REIMB	0.00	0.00	0.00	0.00	0.00	0.00
			61905 FRINGE BENEFITS COMP ABSENCE	(1,091.12)	0.00	46,610.00	46,610.00	46,610.00	46,610.00
		02 FRINGES Total		506,630.92	619,913.02	597,641.00	667,859.00	861,924.16	783,072.00
		03 SERVICES	63130 ENGINEERS	2,225.26	0.00	0.00	0.00	0.00	0.00
			63160 GENERAL PROFESSIONAL SERVICE	3,761.67	2,200.00	9,000.00	0.00	310,000.00	170,000.00
			63325 REFUSE DISPOSAL AND COLLECTION	12,669.30	10,236.43	6,500.00	8,000.00	20,000.00	20,000.00
			63330 LAUNDRY SERVICE	1,256.50	1,255.75	1,000.00	1,000.00	1,400.00	1,400.00
			63335 TESTING SERVICE	302.52	17,893.72	0.00	0.00	1,000.00	1,000.00
			63350 INSPECTION	0.00	0.00	0.00	0.00	0.00	0.00
			63440 DIVING SERVICES	0.00	19,500.00	10,000.00	10,000.00	10,000.00	0.00
			63630 LATE PAYMENT PENALTY	0.00	4.13	0.00	0.00	0.00	0.00

**St Paul Regional Water Services  
2025 Spending Budget  
By Division and all Accounts detail**

ACCOUNT TYPE	(Multiple Items)
DIVISION	Production

AU	AU DESCRIPTION	MAJOR SUBTOTALS	GeneralLedg Account.AccountDescription	2022 AUDITED ACTUAL	2023 PRELIMINARY ACTUAL	2022 ADOPTED BUDGET	2023 ADOPTED BUDGET	2024 ADOPTED BUDGET	2025 PROPOSED BUDGET			
69082410	PD SUPPLY	03 SERVICES	64105 BUILDING REPAIR SERVICE	42,188.80	17,349.13	75,000.00	75,000.00	75,000.00	30,000.00			
			64115 GROUND MAINTENANCE SERVICE	3,400.00	7,200.00	7,500.00	7,500.00	5,000.00	5,000.00			
			64230 GENERAL EQUIPMENT REPAIR	0.00	0.00	2,000.00	2,000.00	5,000.00	0.00			
			64250 FIELD EQUIPMENT REPAIR	0.00	0.00	3,000.00	3,000.00	0.00	0.00			
			64505 GENERAL REPAIR MAINT SVC	6,383.26	243.07	36,000.00	10,000.00	10,000.00	7,500.00			
			64725 PORTABLE TOILET	768.75	706.35	0.00	1,000.00	1,000.00	1,000.00			
			64735 EQUIPMENT RENTAL	484.00	4,468.50	20,000.00	20,000.00	25,000.00	10,000.00			
			64745 TANK RENTAL	33,807.56	35,261.70	30,000.00	30,000.00	35,000.00	35,000.00			
			64750 MISCELLANEOUS RENTAL	0.00	0.00	0.00	0.00	0.00	0.00			
			65140 TELEPHONE MONTHLY CHARGE	1,940.04	1,742.34	2,000.00	2,000.00	0.00	0.00			
			65145 TELEPHONE LONG DISTANCE	0.52	0.00	0.00	0.00	0.00	0.00			
			65160 TELEPHONE NON VOICE SERVICE	356.04	356.16	400.00	400.00	400.00	400.00			
			65165 TELEPHONE CELLULAR PHONE	0.00	0.00	0.00	0.00	0.00	0.00			
			65205 SEWER CHARGE	37,255.69	40,400.36	2,300.00	23,000.00	38,000.00	38,000.00			
			67205 POSTAGE	0.00	0.00	0.00	0.00	0.00	0.00			
			67510 LOCAL REGISTRATION FEE	0.00	0.00	0.00	0.00	0.00	0.00			
			68120 INTERNAL EQUIPMENT RENTAL	264,963.29	205,528.10	170,000.00	200,000.00	200,000.00	216,000.00			
			68170 GROUNDS MAINTENANCE SERVICE	0.00	0.00	0.00	0.00	0.00	0.00			
			69505 LICENSE AND PERMIT	226.86	182,574.13	175,000.00	175,000.00	306,000.00	306,000.00			
			69590 OTHER SERVICES	25,703.03	59,113.25	250,000.00	250,000.00	250,000.00	80,000.00			
			69596 WATER RESTORATION CLOSE	1,382.75	4,769.30	13,000.00	13,000.00	13,000.00	6,500.00			
				03 SERVICES Total			439,075.84	610,802.42	812,700.00	830,900.00	1,305,800.00	927,800.00
					04 MATERIALS							
						70010 COMMUNICATION SUPPLIES	0.00	0.00	200.00	200.00	200.00	0.00
						70015 RADIO MAINTENANCE SUPPLIES	0.00	1,090.68	0.00	0.00	0.00	0.00
						70130 COMPUTER SUPPLIES	0.00	0.00	0.00	0.00	0.00	0.00
						70310 OFFICE FURNITURE	0.00	0.00	0.00	0.00	0.00	0.00
					70505 OFFICE ACCESSORIES	16.31	0.00	0.00	0.00	0.00	0.00	
					70510 BOOK PERIODICAL PICTURE	0.00	997.90	0.00	0.00	0.00	0.00	
					70520 TRAINING AND INSTRUCTIONAL MAT	1,491.65	390.00	1,500.00	0.00	0.00	0.00	
					70525 OFFICE SUPPLIES CONTRACT	180.00	0.00	0.00	0.00	0.00	0.00	
					70530 GEN OFFICE SUPPLIES	1,013.79	840.08	300.00	300.00	1,200.00	1,200.00	
					71105 MOTOR FUEL	2,752.55	4,659.75	0.00	0.00	3,000.00	3,500.00	
			71205 ELECTRICITY	735,054.17	705,165.87	500,000.00	500,000.00	780,000.00	811,200.00			
			71210 NATURAL GAS	17,078.03	20,502.41	20,000.00	20,000.00	20,000.00	22,500.00			
			71230 OTHER	0.00	0.00	0.00	0.00	0.00	0.00			
			71510 LUMBER FOR REPAIR OF BLDGS	0.00	0.00	0.00	0.00	0.00	0.00			
			71520 GEN BLDG REPAIR MAINT SUPPLY	7,815.52	3,548.78	10,000.00	10,000.00	10,000.00	5,000.00			
			71525 PLUMBING SUPPLIES	78.00	2,566.40	0.00	0.00	0.00	0.00			
			71530 ELECTRICAL SUPPLIES	0.00	0.00	0.00	0.00	0.00	0.00			
			71540 JANITORIAL SUPPLIES	314.07	0.00	1,100.00	1,100.00	1,000.00	1,000.00			
			71620 SALT FOR STREETS	12,630.26	4,420.60	2,500.00	5,000.00	6,500.00	5,500.00			

**St Paul Regional Water Services  
2025 Spending Budget  
By Division and all Accounts detail**

ACCOUNT TYPE (Multiple Items)  
DIVISION Production

AU	AU DESCRIPTION	MAJOR SUBTOTALS	General Ledger Account Description	2022 AUDITED ACTUAL	2023 PRELIMINARY ACTUAL	2022 ADOPTED BUDGET	2023 ADOPTED BUDGET	2024 ADOPTED BUDGET	2025 PROPOSED BUDGET			
69082410	PD SUPPLY	04 MATERIALS	71630 SIGNING MATERIALS	0.00	0.00	0.00	0.00	0.00	0.00			
			71705 VEHICLE PARTS	0.00	435.82	0.00	0.00	0.00	0.00			
			71710 VEHICLE ACCESSORIES	0.00	0.00	0.00	0.00	0.00	0.00			
			71725 OIL	0.00	0.00	0.00	0.00	0.00	0.00			
			71805 EQUIPMENT PART AND SUPPLIES	8,395.78	11,599.58	20,000.00	20,000.00	15,000.00	15,000.00			
			72105 CLOTHING ALLOWANCE	2,745.34	419.90	5,000.00	5,000.00	5,000.00	6,500.00			
			72110 SHOE ALLOWANCE	4,325.00	4,484.95	4,500.00	4,500.00	4,500.00	5,000.00			
			72235 MEDICAL SUPPLIES	0.00	0.00	0.00	0.00	0.00	0.00			
			72255 SAFETY SUPPLIES	0.00	0.00	2,000.00	0.00	0.00	0.00			
			72305 SMALL TOOL	0.00	0.00	1,000.00	1,000.00	0.00	0.00			
			72315 FIELD EQUIPMENT	7,726.71	330.86	10,000.00	10,000.00	14,000.00	14,000.00			
			72320 SHOP EQUIPMENT	3,536.63	0.00	500.00	500.00	0.00	0.00			
			72330 HARDWARE	789.04	820.81	2,500.00	2,500.00	2,500.00	2,000.00			
			72345 PROPANE	209.55	67.05	200.00	200.00	500.00	500.00			
			72520 HORTICULTURE PLANT MATERIAL	5,504.46	12,922.13	10,000.00	10,000.00	10,000.00	10,000.00			
			72715 AGGREGATE SAND	0.00	0.00	0.00	0.00	0.00	0.00			
			72720 CONCRETE READY MIX CEMENT	0.00	0.00	0.00	0.00	0.00	0.00			
			72725 LUMBER	0.00	189.80	0.00	0.00	0.00	0.00			
			72730 STEEL IRON PRODUCT	712.04	0.00	0.00	0.00	800.00	0.00			
			72745 CONCRETE PRODUCT	0.00	0.00	3,000.00	3,000.00	3,000.00	0.00			
			72820 WATER CHEMICALS	185,388.91	268,520.73	250,000.00	250,000.00	280,000.00	800,000.00			
			72825 WATER INVENTORY	4,446.65	12,836.87	10,000.00	10,000.00	5,500.00	6,700.00			
			72905 ADDL SPECIAL MATL SUPPLIES	24,522.60	44,216.21	30,000.00	35,000.00	30,000.00	30,000.00			
			72910 OTHER MISCELLANEOUS SUPPLIES	5,638.06	31.92	5,000.00	0.00	0.00	0.00			
			04 MATERIALS Total				1,032,365.12	1,101,059.10	889,300.00	888,300.00	1,192,700.00	1,739,600.00
				06 OTHER	73225 PMT TO SUBRECIPIENT	10,000.00	0.00	0.00	0.00	0.00	0.00	
					74310 CITY CONTR TO OUTSIDE AGENCY G	0.00	19,284.48	30,000.00	30,000.00	40,000.00	0.00	
			06 OTHER Total				10,000.00	19,284.48	30,000.00	30,000.00	40,000.00	0.00
				07 DEPRECIATIO	76905 DEPRECIATION EXPENSE	752,090.93	754,900.12	0.00	0.00	0.00	0.00	
			07 DEPRECIATION Total				752,090.93	754,900.12	0.00	0.00	0.00	
			<b>69082410 Total</b>				<b>3,802,588.77</b>	<b>4,427,298.81</b>	<b>3,547,579.00</b>	<b>3,794,336.00</b>	<b>4,898,086.16</b>	<b>5,065,627.00</b>

**St Paul Regional Water Services**  
**2025 Spending Budget**  
**By Division and all Accounts detail**

ACCOUNT TYPE	(Multiple Items)
DIVISION	Production

AU	AU DESCRIPTION	MAJOR SUBTOTALS	GeneralLedgr Account.AccountDescription	2022 AUDITED ACTUAL	2023 PRELIMINARY ACTUAL	2022 ADOPTED BUDGET	2023 ADOPTED BUDGET	2024 ADOPTED BUDGET	2025 PROPOSED BUDGET
69082430	PD TREATMENT AND PUMPING	01 LABOR	60105 FULL TIME CERTIFIED	2,508,947.66	2,683,162.95	3,102,637.00	2,679,625.00	2,978,564.00	3,205,507.00
			60120 SHIFT DIFFERENTIAL	25,365.84	23,123.60	0.00	0.00	0.00	25,000.00
			60130 FULL TIME NOT CERTIFIED	45,297.79	0.00	0.00	81,568.00	0.00	0.00
			60145 TRADES NO CITY BENEFITS	518,366.36	492,006.46	0.00	516,021.00	538,715.00	546,109.00
			60150 TRADES NO PAY DAYS	0.00	0.00	(33,002.00)	(24,117.00)	(25,178.00)	(23,352.17)
			60155 OVERTIME TRADES	54,737.09	7,038.99	4,000.00	0.00	8,000.00	8,000.00
			60175 OVERTIME	191,199.14	200,948.05	110,000.00	106,400.00	155,000.00	150,000.00
			60305 PART TIME CERTIFIED	0.00	0.00	17,627.00	0.00	0.00	0.00
			60410 NOT CERTIFIED TEMP SEASONAL	4,325.92	0.00	0.00	0.00	0.00	0.00
			60417 TRI COUNCIL NOT CERTIFIED TEMP	237.66	5,294.23	0.00	0.00	0.00	0.00
			60815 SALARIES COMP ABSENCES	889.70	0.00	0.00	0.00	0.00	0.00
			60835 SALARY NEEDS	0.00	0.00	0.00	0.00	0.00	0.00
			60845 RESERVE FOR PROMOTIONS	0.00	0.00	5,000.00	5,000.00	32,000.00	5,000.00
		01 LABOR Total		3,349,367.16	3,411,574.28	3,206,262.00	3,364,497.00	3,687,101.00	3,916,263.83
		02 FRINGES	61005 SOCIAL SECURITY	205,000.82	210,542.97	197,473.00	210,340.00	229,790.00	244,255.00
			61010 MEDICARE REGULAR	47,944.04	49,239.74	46,235.00	49,193.00	53,743.50	57,126.50
			61110 PERA COORDINATED PENSION	203,692.05	214,075.53	209,991.00	215,748.00	236,975.00	253,905.00
			61145 TRI COUNCIL PENSION	62.64	86.60	0.00	0.00	0.00	0.00
			61150 MACHINIST PENSION	2,600.10	3,124.00	2,811.00	0.00	0.00	0.00
			61160 LIUNA PENSION	1,848.45	2,008.25	5,650.00	5,650.00	5,650.00	5,650.00
			61210 EMPLOYEE HEALTH INSURANCE	436,371.23	407,926.80	560,075.00	519,886.00	549,996.00	614,947.00
			61225 EMPLOYEE BASIC LIFE	2,427.30	2,487.60	3,203.00	3,043.00	3,203.00	3,203.00
			61415 SEVERANCE VACATION BAL	9,666.03	0.00	0.00	0.00	0.00	0.00
			61505 DEFERRED COMP EMPLOYER MATCH	14,023.28	20,437.99	13,012.00	12,372.00	13,012.00	13,012.00
			61550 INDIRECT FRINGES	264,263.12	255,714.06	138,131.00	143,975.00	140,109.84	144,041.50
			61605 TRADES BENEFITS	293,158.27	269,465.58	294,492.00	321,945.00	308,888.94	312,626.60
			61810 PERMANENT PARTIAL DISABILITY	6,720.00	0.00	0.00	0.00	0.00	0.00
			61815 TEMPORARY TOTAL DISABILITY	6,114.94	22,760.10	0.00	0.00	0.00	0.00
			61820 TEMPORARY PARTIAL DISABILITY	0.00	4,529.70	0.00	0.00	0.00	0.00
			61830 MEDICAL CHARGES	0.00	0.00	0.00	0.00	0.00	0.00
			61840 MANAGED CARE	0.00	0.00	0.00	0.00	0.00	0.00
			61905 FRINGE BENEFITS COMP ABSENCE	315.91	0.00	154,018.00	149,218.00	154,018.00	154,018.00
		02 FRINGES Total		1,494,208.18	1,462,398.92	1,625,091.00	1,631,370.00	1,695,386.28	1,798,035.60
		03 SERVICES	63105 ACCOUNTING AND AUDITING	0.00	(15.84)	0.00	0.00	0.00	0.00
			63130 ENGINEERS	142,537.25	266,706.81	25,000.00	25,000.00	0.00	0.00
			63132 TECHNOLOGY PROGRAMMING	22,389.25	17,973.28	80,000.00	80,000.00	0.00	0.00
			63160 GENERAL PROFESSIONAL SERVICE	475.20	38,955.46	20,000.00	0.00	1,175,000.00	628,000.00
			63325 REFUSE DISPOSAL AND COLLECTION	16,870.85	6,462.51	15,000.00	15,000.00	35,000.00	35,000.00
			63330 LAUNDRY SERVICE	9,840.62	9,939.12	6,000.00	10,000.00	11,000.00	11,000.00
			63335 TESTING SERVICE	3,813.50	18,464.76	15,000.00	7,500.00	35,000.00	20,000.00
			63340 MOVING	0.00	0.00	0.00	0.00	0.00	0.00

**St Paul Regional Water Services  
2025 Spending Budget  
By Division and all Accounts detail**

ACCOUNT TYPE	(Multiple Items)
DIVISION	Production

AU	AU DESCRIPTION	MAJOR SUBTOTALS	GeneralLedg Account.AccountDescription	2022 AUDITED ACTUAL	2023 PRELIMINARY ACTUAL	2022 ADOPTED BUDGET	2023 ADOPTED BUDGET	2024 ADOPTED BUDGET	2025 PROPOSED BUDGET
69082430	PD TREATMENT AND PUMPING	03 SERVICES	63400 ELECTRICIAN	1,472.50	0.00	10,000.00	40,000.00	40,000.00	0.00
			63425 SLUDGE HAULING	1,807,127.08	2,044,942.90	1,450,000.00	1,900,000.00	1,910,000.00	2,100,000.00
			63440 DIVING SERVICES	0.00	0.00	0.00	0.00	0.00	0.00
			63630 LATE PAYMENT PENALTY	4.05	0.00	0.00	0.00	0.00	0.00
			64105 BUILDING REPAIR SERVICE	88,137.18	186,511.40	60,000.00	55,000.00	85,000.00	150,000.00
			64115 GROUND MAINTENANCE SERVICE	5,112.89	0.00	0.00	0.00	5,000.00	0.00
			64205 ELEVATOR ESCALATOR MAINT	2,018.00	5,358.00	6,000.00	5,000.00	5,000.00	14,600.00
			64210 STATIONARY EQUIPMENT REPAIR	0.00	0.00	20,000.00	0.00	0.00	0.00
			64220 EQUIPMENT MAINTENANCE CONTRACT	16,192.80	7,745.80	2,500.00	10,000.00	17,000.00	17,000.00
			64225 OFF EQUIP AND FURNITURE REPAIR	0.00	0.00	0.00	0.00	0.00	0.00
			64230 GENERAL EQUIPMENT REPAIR	13,422.88	10,373.01	30,000.00	10,000.00	0.00	2,500.00
			64235 COMPUTER MAINTENANCE	0.00	0.00	30,000.00	25,000.00	25,000.00	6,000.00
			64245 PLANT EQUIPMENT REPAIR	421.21	30,299.58	20,000.00	20,000.00	0.00	0.00
			64250 FIELD EQUIPMENT REPAIR	6,745.57	0.00	0.00	0.00	0.00	0.00
			64505 GENERAL REPAIR MAINT SVC	65,689.25	25,608.87	50,000.00	50,000.00	115,000.00	145,000.00
			64605 LAND RENTAL	22,039.92	5,600.00	12,000.00	12,000.00	12,000.00	12,000.00
			64705 VEHICLE RENTAL	0.00	0.00	0.00	0.00	0.00	0.00
			64725 PORTABLE TOILET	342.86	75.00	0.00	0.00	0.00	0.00
			64735 EQUIPMENT RENTAL	0.00	1,372.00	5,000.00	4,500.00	3,000.00	3,000.00
			64745 TANK RENTAL	6,215.37	7,020.34	10,000.00	10,000.00	10,000.00	10,000.00
			64750 MISCELLANEOUS RENTAL	0.00	0.00	1,000.00	0.00	0.00	0.00
			65120 INTERNET SERVICES	3,382.55	59,366.62	4,000.00	4,000.00	67,000.00	92,000.00
			65140 TELEPHONE MONTHLY CHARGE	5,192.12	5,287.24	10,000.00	5,000.00	0.00	0.00
			65160 TELEPHONE NON VOICE SERVICE	7,745.51	28,429.41	10,000.00	10,000.00	10,000.00	10,000.00
			65165 TELEPHONE CELLULAR PHONE	0.00	0.00	0.00	0.00	0.00	0.00
			65170 COMMUNICATION SERVICE	0.00	3,018.77	0.00	0.00	0.00	0.00
			67205 POSTAGE	575.55	1,236.37	200.00	200.00	500.00	500.00
			67215 SHIPPING	0.00	0.00	0.00	0.00	0.00	0.00
			67330 PRINTING OUTSIDE	0.00	0.00	500.00	0.00	0.00	0.00
			67355 OTHER PRINT SERVICE	10.79	0.00	0.00	0.00	0.00	0.00
			67505 OUT OF TOWN REGISTRATION FEE	0.00	0.00	0.00	0.00	0.00	0.00
			67510 LOCAL REGISTRATION FEE	0.00	0.00	0.00	0.00	0.00	0.00
			67520 TUITION REIMBURSEMENT	24.00	0.00	0.00	0.00	0.00	0.00
			67525 MEMBERSHIP DUES	1,800.00	1,850.00	2,000.00	2,000.00	0.00	0.00
			67530 TRANSPORTATION	0.00	0.00	0.00	0.00	0.00	0.00
			67535 LODGING	0.00	0.00	0.00	0.00	0.00	0.00
			67540 MEALS	0.00	0.00	0.00	0.00	0.00	0.00
			67545 TRAVEL TRAINING AND DUES	325.08	0.00	0.00	0.00	0.00	0.00
			67615 REGULAR MILEAGE	0.00	126.94	0.00	0.00	0.00	0.00
			67630 PARKING EXPENSE	0.00	0.00	0.00	0.00	0.00	0.00
			68120 INTERNAL EQUIPMENT RENTAL	80,225.41	77,910.00	110,000.00	100,000.00	100,000.00	90,000.00
			69505 LICENSE AND PERMIT	3,764.59	8,424.69	15,000.00	15,000.00	15,000.00	15,000.00
			69590 OTHER SERVICES	15,775.49	4,924.50	50,000.00	10,000.00	18,000.00	15,000.00
		03 SERVICES Total		2,349,689.32	2,873,967.54	2,069,200.00	2,425,200.00	3,693,500.00	3,376,600.00



**St Paul Regional Water Services**  
**2025 Spending Budget**  
**By Division and all Accounts detail**

ACCOUNT TYPE	(Multiple Items)
DIVISION	Production

AU	AU DESCRIPTION	MAJOR SUBTOTALS	GeneralLedgr Account.AccountDescription	2022 AUDITED ACTUAL	2023 PRELIMINARY ACTUAL	2022 ADOPTED BUDGET	2023 ADOPTED BUDGET	2024 ADOPTED BUDGET	2025 PROPOSED BUDGET
69082430	PD TREATMENT AND PUMPING	04 MATERIALS	70005 COMMUNICATION EQUIPMENT	0.00	0.00	0.00	0.00	0.00	0.00
			70010 COMMUNICATION SUPPLIES	4,923.99	81.52	4,000.00	4,000.00	8,000.00	5,000.00
			70015 RADIO MAINTENANCE SUPPLIES	0.00	1,090.68	0.00	0.00	0.00	0.00
			70110 COMPUTER SOFTWARE	5,955.42	26,063.64	20,000.00	20,000.00	25,000.00	109,050.00
			70120 COMPUTER HARDWARE	2,353.69	15,187.55	5,000.00	10,000.00	3,000.00	6,000.00
			70125 WIRE CABLE CONDUIT	0.00	18.10	0.00	5,000.00	0.00	0.00
			70130 COMPUTER SUPPLIES	8,575.51	9,670.82	10,000.00	0.00	5,000.00	5,000.00
			70305 OFFICE EQUIPMENT	1,603.97	7,817.70	0.00	0.00	0.00	0.00
			70310 OFFICE FURNITURE	1,721.43	0.00	0.00	0.00	0.00	0.00
			70505 OFFICE ACCESSORIES	305.32	418.29	200.00	0.00	0.00	0.00
			70510 BOOK PERIODICAL PICTURE	4,769.94	5,716.69	0.00	0.00	0.00	0.00
			70520 TRAINING AND INSTRUCTIONAL MAT	3,165.00	3,825.16	0.00	0.00	0.00	0.00
			70525 OFFICE SUPPLIES CONTRACT	1,723.77	1,026.91	2,500.00	0.00	0.00	0.00
			70530 GEN OFFICE SUPPLIES	218.87	2,923.58	500.00	3,500.00	2,000.00	2,000.00
			70545 PHOTO SUPPLIES AND VIDEO TAPE	1,937.68	0.00	0.00	0.00	0.00	0.00
			71105 MOTOR FUEL	6,535.49	5,088.11	10,000.00	4,000.00	8,000.00	6,000.00
			71205 ELECTRICITY	1,758,271.57	1,879,531.91	1,400,000.00	1,400,000.00	1,526,921.00	1,603,500.00
			71210 NATURAL GAS	272,650.35	206,454.65	200,000.00	200,000.00	289,000.00	297,670.00
			71230 OTHER	398.72	731.47	0.00	0.00	0.00	0.00
			71505 BUILDING REPAIR SUPPLIES	12,056.86	61,909.24	4,000.00	4,000.00	0.00	0.00
			71510 LUMBER FOR REPAIR OF BLDGS	0.00	0.00	0.00	0.00	0.00	0.00
			71520 GEN BLDG REPAIR MAINT SUPPLY	7,892.71	14,081.42	10,000.00	8,000.00	20,500.00	18,000.00
			71525 PLUMBING SUPPLIES	831.59	3,268.31	5,000.00	10,000.00	5,000.00	5,000.00
			71530 ELECTRICAL SUPPLIES	54,880.32	43,635.12	50,000.00	50,000.00	56,000.00	50,000.00
			71535 PAINTING SUPPLIES	7,272.12	5,551.19	10,000.00	10,000.00	10,000.00	15,000.00
			71540 JANITORIAL SUPPLIES	19,485.97	43,454.76	30,000.00	30,000.00	25,000.00	25,000.00
			71705 VEHICLE PARTS	0.00	1,785.39	2,000.00	2,000.00	1,000.00	0.00
			71720 OIL LUBRICANT	4,695.83	0.00	3,000.00	3,000.00	0.00	0.00
			71725 OIL	0.00	1,683.87	0.00	0.00	5,000.00	5,000.00
			71805 EQUIPMENT PART AND SUPPLIES	190,159.95	93,996.79	220,000.00	242,000.00	242,000.00	201,000.00
			72105 CLOTHING ALLOWANCE	8,344.85	19,427.66	10,000.00	10,000.00	10,000.00	18,000.00
			72110 SHOE ALLOWANCE	7,360.00	7,110.00	8,000.00	8,000.00	8,000.00	10,000.00
			72140 TOOL ALLOWANCE	0.00	3.73	0.00	0.00	0.00	0.00
			72225 CHEMICAL LABORATORY	0.00	3,733.55	10,000.00	10,000.00	18,000.00	20,000.00
			72230 DENTAL SUPPLIES	0.00	0.00	0.00	0.00	0.00	0.00
			72235 MEDICAL SUPPLIES	0.00	1,360.84	0.00	0.00	0.00	0.00
			72255 SAFETY SUPPLIES	2,412.64	0.00	6,000.00	0.00	0.00	0.00
			72305 SMALL TOOL	4,138.46	1,425.02	4,000.00	4,000.00	4,200.00	4,200.00
			72315 FIELD EQUIPMENT	8,329.80	9,715.23	15,000.00	15,000.00	15,000.00	15,000.00
			72320 SHOP EQUIPMENT	14,423.11	25,728.15	6,000.00	20,000.00	17,000.00	17,000.00
			72330 HARDWARE	8,451.81	13,813.31	8,000.00	8,000.00	8,600.00	8,600.00
			72340 FILTER PRESS SUPPLIES	31,744.98	7,532.43	20,000.00	20,000.00	34,000.00	40,000.00
			72345 PROPANE	0.00	0.00	0.00	0.00	0.00	0.00
			72715 AGGREGATE SAND	0.00	0.00	0.00	0.00	0.00	0.00
			72720 CONCRETE READY MIX CEMENT	0.00	0.00	0.00	0.00	0.00	0.00
			72725 LUMBER	0.00	0.00	5,000.00	1,000.00	1,000.00	1,000.00
			72730 STEEL IRON PRODUCT	1,539.55	345.11	10,000.00	2,000.00	2,000.00	2,000.00
			72820 WATER CHEMICALS	3,830,470.20	4,715,432.94	3,500,000.00	4,700,000.00	5,270,000.00	5,665,250.00

**St Paul Regional Water Services  
2025 Spending Budget  
By Division and all Accounts detail**

ACCOUNT TYPE (Multiple Items)  
DIVISION Production

AU	AU DESCRIPTION	MAJOR SUBTOTALS	General Ledger Account Description	2022 AUDITED ACTUAL	2023 PRELIMINARY ACTUAL	2022 ADOPTED BUDGET	2023 ADOPTED BUDGET	2024 ADOPTED BUDGET	2025 PROPOSED BUDGET		
69082430	PD TREATMENT AND PUMPING	04 MATERIALS	72825 WATER INVENTORY	8,433.87	9,103.75	10,000.00	10,000.00	10,000.00	10,000.00		
			72905 ADDL SPECIAL MATL SUPPLIES	9,859.68	49,349.60	20,000.00	7,000.00	10,000.00	50,000.00		
			72910 OTHER MISCELLANEOUS SUPPLIES	370.00	5,837.39	2,000.00	0.00	0.00	0.00		
				04 MATERIALS Total		6,308,265.02	7,304,931.58	5,620,200.00	6,820,500.00	7,639,221.00	8,214,270.00
				05 CAPITAL	77905 AM CLEARING PROPIETARY	0.00	0.00	0.00	0.00	0.00	0.00
				05 CAPITAL Total		0.00	0.00	0.00	0.00	0.00	0.00
				06 OTHER	74320 PENALTIES	0.00	0.00	0.00	0.00	0.00	0.00
				06 OTHER Total		0.00	0.00	0.00	0.00	0.00	0.00
				07 DEPRECIATIO	76905 DEPRECIATION EXPENSE	2,636,131.11	2,338,560.96	0.00	0.00	0.00	0.00
				07 DEPRECIATION Total		2,636,131.11	2,338,560.96	0.00	0.00	0.00	0.00
				09 LOSS ON DISF	76810 LOSS ON PROP DISPOSAL	124,910.62	7,276.46	0.00	0.00	0.00	0.00
				09 LOSS ON DISPOSAL Total		124,910.62	7,276.46	0.00	0.00	0.00	0.00
		<b>69082430 Total</b>				<b>16,262,571.41</b>	<b>17,398,709.74</b>	<b>12,520,753.00</b>	<b>14,241,567.00</b>	<b>16,715,208.28</b>	<b>17,309,919.43</b>

**St Paul Regional Water Services  
2025 Spending Budget  
By Division and all Accounts detail**

ACCOUNT TYPE	(Multiple Items)
DIVISION	Production

AU	AU DESCRIPTION	MAJOR SUBTOTALS	GeneralLedgr Account.AccountDescription	2022 AUDITED ACTUAL	2023 PRELIMINARY ACTUAL	2022 ADOPTED BUDGET	2023 ADOPTED BUDGET	2024 ADOPTED BUDGET	2025 PROPOSED BUDGET		
69082450	PD WATER QUALITY	01 LABOR	60105 FULL TIME CERTIFIED	531,879.38	550,764.06	651,458.00	629,854.00	636,371.00	643,114.00		
			60120 SHIFT DIFFERENTIAL	88.12	134.35	0.00	0.00	0.00	0.00		
			60175 OVERTIME	410.27	3,334.50	3,000.00	3,000.00	3,000.00	3,000.00		
			60410 NOT CERTIFIED TEMP SEASONAL	10,452.72	0.00	0.00	0.00	0.00	0.00		
			60415 INTERN	168.75	7,352.00	0.00	27,942.00	45,727.00	86,391.00		
			60815 SALARIES COMP ABSENCES	(4,271.74)	0.00	0.00	0.00	0.00	0.00		
			60835 SALARY NEEDS	0.00	0.00	0.00	0.00	0.00	0.00		
			60845 RESERVE FOR PROMOTIONS	0.00	0.00	5,000.00	5,000.00	10,000.00	5,000.00		
			01 LABOR Total			538,727.50	561,584.91	659,458.00	665,796.00	695,098.00	737,505.00
			02 FRINGES	61005 SOCIAL SECURITY	33,164.02	34,161.62	40,886.00	41,201.00	41,284.00	42,890.00	
		61010 MEDICARE REGULAR		7,756.14	7,989.34	9,562.00	9,638.00	9,654.50	10,031.00		
		61110 PERA COORDINATED PENSION		39,979.90	41,384.29	49,459.00	47,746.00	48,608.00	48,833.00		
		61210 EMPLOYEE HEALTH INSURANCE		80,412.98	88,974.31	117,523.00	109,803.00	116,275.00	131,170.00		
		61225 EMPLOYEE BASIC LIFE		1,131.43	1,195.09	635.00	635.00	635.00	635.00		
		61505 DEFERRED COMP EMPLOYER MATCH		2,997.05	3,048.61	2,532.00	2,532.00	2,532.00	2,532.00		
		61550 INDIRECT FRINGES		43,676.82	42,953.17	32,869.00	28,243.00	26,413.72	24,923.00		
		61905 FRINGE BENEFITS COMP ABSENCE		(419.34)	0.00	31,130.00	31,130.00	31,130.00	31,130.00		
			02 FRINGES Total			208,699.00	219,706.43	284,596.00	270,928.00	276,532.22	292,144.00
			03 SERVICES	63130 ENGINEERS	0.00	0.00	0.00	0.00	0.00	0.00	
		63160 GENERAL PROFESSIONAL SERVICE		36,602.40	4,670.75	15,000.00	0.00	40,000.00	52,700.00		
		63330 LAUNDRY SERVICE		1,321.14	1,373.32	1,000.00	1,000.00	1,500.00	1,000.00		
		63335 TESTING SERVICE		38,900.79	14,303.70	50,000.00	50,000.00	50,000.00	50,000.00		
		63360 DATA PROCESSING SERVICE		0.00	0.00	0.00	0.00	0.00	0.00		
		64220 EQUIPMENT MAINTENANCE CONTRACT		0.00	28,350.00	0.00	20,000.00	22,000.00	30,600.00		
		64230 GENERAL EQUIPMENT REPAIR		0.00	0.00	0.00	0.00	0.00	0.00		
		64235 COMPUTER MAINTENANCE		0.00	10,847.84	10,000.00	10,000.00	10,000.00	10,000.00		
		64505 GENERAL REPAIR MAINT SVC		1,486.13	1,881.40	8,000.00	5,000.00	3,000.00	3,000.00		
		64735 EQUIPMENT RENTAL		0.00	0.00	0.00	0.00	0.00	0.00		
		65140 TELEPHONE MONTHLY CHARGE		408.00	1,224.00	2,500.00	2,500.00	0.00	0.00		
		65165 TELEPHONE CELLULAR PHONE		0.00	0.00	0.00	0.00	0.00	0.00		
		67205 POSTAGE		3,040.32	1,035.40	5,000.00	5,000.00	6,000.00	6,000.00		
		67505 OUT OF TOWN REGISTRATION FEE		0.00	0.00	300.00	0.00	0.00	0.00		
		67510 LOCAL REGISTRATION FEE		995.00	0.00	0.00	0.00	0.00	0.00		
		67525 MEMBERSHIP DUES		0.00	0.00	500.00	0.00	0.00	0.00		
		67535 LODGING		0.00	0.00	0.00	0.00	0.00	0.00		
		67615 REGULAR MILEAGE		0.00	0.00	0.00	0.00	0.00	0.00		
		67630 PARKING EXPENSE		0.00	0.00	0.00	0.00	0.00	0.00		
		68120 INTERNAL EQUIPMENT RENTAL		13,900.07	11,656.00	20,000.00	15,000.00	11,000.00	20,000.00		
		69505 LICENSE AND PERMIT		2,600.00	11,900.00	5,000.00	5,000.00	3,000.00	3,000.00		
		69590 OTHER SERVICES		2,473.91	139.93	10,000.00	5,000.00	5,000.00	2,500.00		
			03 SERVICES Total			101,727.76	87,382.34	127,300.00	118,500.00	151,500.00	178,800.00
			04 MATERIALS	70010 COMMUNICATION SUPPLIES	0.00	0.00	0.00	100.00	100.00	0.00	
		70110 COMPUTER SOFTWARE		0.00	0.00	0.00	0.00	0.00	0.00		
		70130 COMPUTER SUPPLIES		0.00	0.00	0.00	0.00	0.00	0.00		
		70305 OFFICE EQUIPMENT		0.00	(218.00)	0.00	0.00	0.00	0.00		
		70310 OFFICE FURNITURE		0.00	1,145.00	0.00	0.00	0.00	0.00		
		70510 BOOK PERIODICAL PICTURE		0.00	0.00	0.00	0.00	0.00	0.00		
70520 TRAINING AND INSTRUCTIONAL MAT	0.00	0.00		0.00	0.00	0.00	0.00				

**St Paul Regional Water Services  
2025 Spending Budget  
By Division and all Accounts detail**

ACCOUNT TYPE (Multiple Items)  
DIVISION Production

AU	AU DESCRIPTION	MAJOR SUBTOTALS	General Ledger Account Description	2022 AUDITED ACTUAL	2023 PRELIMINARY ACTUAL	2022 ADOPTED BUDGET	2023 ADOPTED BUDGET	2024 ADOPTED BUDGET	2025 PROPOSED BUDGET			
69082450	PD WATER QUALITY	04 MATERIALS	70525 OFFICE SUPPLIES CONTRACT	72.90	0.00	0.00	0.00	0.00	0.00			
			70530 GEN OFFICE SUPPLIES	0.00	233.60	0.00	300.00	500.00	500.00			
			71520 GEN BLDG REPAIR MAINT SUPPLY	291.43	0.00	0.00	0.00	0.00	0.00			
			71525 PLUMBING SUPPLIES	0.00	0.00	0.00	0.00	0.00	0.00			
			71530 ELECTRICAL SUPPLIES	0.00	0.00	0.00	0.00	0.00	0.00			
			71705 VEHICLE PARTS	1,242.91	0.00	0.00	1,000.00	1,500.00	0.00			
			71710 VEHICLE ACCESSORIES	63.24	0.00	0.00	0.00	0.00	0.00			
			71805 EQUIPMENT PART AND SUPPLIES	2,662.26	14,235.38	14,000.00	14,000.00	10,000.00	10,000.00			
			72105 CLOTHING ALLOWANCE	154.99	113.72	0.00	0.00	0.00	200.00			
			72110 SHOE ALLOWANCE	170.01	0.00	0.00	0.00	0.00	200.00			
			72225 CHEMICAL LABORATORY	87,135.04	76,274.30	90,000.00	90,000.00	90,000.00	92,000.00			
			72235 MEDICAL SUPPLIES	777.73	0.00	0.00	0.00	0.00	0.00			
			72255 SAFETY SUPPLIES	0.00	0.00	0.00	0.00	0.00	0.00			
			72315 FIELD EQUIPMENT	0.00	0.00	4,000.00	4,000.00	0.00	0.00			
			72320 SHOP EQUIPMENT	0.00	0.00	0.00	0.00	0.00	0.00			
			72820 WATER CHEMICALS	0.00	1,605.31	0.00	0.00	0.00	0.00			
			72905 ADDL SPECIAL MATL SUPPLIES	0.00	543.19	2,000.00	2,000.00	6,000.00	6,000.00			
			72910 OTHER MISCELLANEOUS SUPPLIES	0.00	0.00	0.00	0.00	0.00	0.00			
			04 MATERIALS Total				92,570.51	93,932.50	110,000.00	111,400.00	108,100.00	108,900.00
				07 DEPRECIATIO	76905 DEPRECIATION EXPENSE		41,074.45	46,923.96	0.00	0.00	0.00	0.00
			07 DEPRECIATION Total				41,074.45	46,923.96	0.00	0.00	0.00	0.00
				09 LOSS ON DISF	76810 LOSS ON PROP DISPOSAL		0.00	18,008.66	0.00	0.00	0.00	0.00
			09 LOSS ON DISPOSAL Total				0.00	18,008.66	0.00	0.00	0.00	0.00
<b>69082450 Total</b>				<b>982,799.22</b>	<b>1,027,538.80</b>	<b>1,181,354.00</b>	<b>1,166,624.00</b>	<b>1,231,230.22</b>	<b>1,317,349.00</b>			
<b>Grand Total</b>				<b>21,047,959.40</b>	<b>22,853,547.35</b>	<b>17,249,686.00</b>	<b>19,202,527.00</b>	<b>22,844,524.66</b>	<b>23,692,895.43</b>			

**St Paul Regional Water Services  
2025 Spending Budget  
By Division and all Accounts detail**

ACCOUNT TYPE (Multiple Items)  
DIVISION Capital

AU	AU DESCRIPTION	MAJOR SUBTOTALS	General Ledger Account Description	2022 AUDITED ACTUAL	2023 PRELIMINARY ACTUAL	2022 ADOPTED BUDGET	2023 ADOPTED BUDGET	2024 ADOPTED BUDGET	2025 PROPOSED BUDGET
69082910	CP CAPITAL IMPROV BUSINESS	01 LABOR	60105 FULL TIME CERTIFIED	0.00	16,939.22	0.00	0.00	56,439.00	463,978.00
			60120 SHIFT DIFFERENTIAL	0.00	0.00	0.00	0.00	0.00	0.00
			60145 TRADES NO CITY BENEFITS	0.00	10,277.97	0.00	0.00	0.00	0.00
			60155 OVERTIME TRADES	0.00	313.65	0.00	0.00	0.00	0.00
			60175 OVERTIME	0.00	182.68	0.00	0.00	0.00	0.00
			60417 TRI COUNCIL NOT CERTIFIED TEMP	0.00	5,470.40	0.00	0.00	0.00	0.00
			60820 WATER LABOR MATERIAL ADD AGGRE	0.00	0.00	0.00	0.00	0.00	0.00
			60830 WATER CLOSING SALARIES	0.00	(33,183.92)	0.00	0.00	(56,439.00)	(463,978.00)
		01 LABOR Total		0.00	(0.00)	0.00	0.00	0.00	0.00
		02 FRINGES	61005 SOCIAL SECURITY	0.00	2,048.18	0.00	0.00	(7.22)	28,768.00
			61010 MEDICARE REGULAR	0.00	479.03	0.00	0.00	(2.37)	6,730.00
			61110 PERA COORDINATED PENSION	0.00	1,313.68	0.00	0.00	(8.93)	34,800.00
			61150 MACHINIST PENSION	0.00	11.92	0.00	0.00	0.00	0.00
			61160 LIUNA PENSION	0.00	393.75	0.00	0.00	0.00	0.00
			61210 EMPLOYEE HEALTH INSURANCE	0.00	1,921.89	0.00	0.00	14,370.00	95,037.00
			61225 EMPLOYEE BASIC LIFE	0.00	7.01	0.00	0.00	0.00	0.00
			61505 DEFERRED COMP EMPLOYER MATCH	0.00	0.00	0.00	0.00	0.00	0.00
			61550 INDIRECT FRINGES	0.00	2,365.83	0.00	0.00	0.00	17,130.00
			61605 TRADES BENEFITS	0.00	8,634.13	0.00	0.00	0.00	0.00
			61815 TEMPORARY TOTAL DISABILITY	0.00	0.00	0.00	0.00	0.00	0.00
			61990 FRINGE CLOSE OUT	0.00	(17,175.42)	0.00	0.00	(14,351.00)	(182,465.00)
		02 FRINGES Total		0.00	(0.00)	0.00	0.00	0.48	0.00
		04 MATERIALS	70120 COMPUTER HARDWARE	0.00	0.00	0.00	0.00	0.00	0.00
		04 MATERIALS Total		0.00	0.00	0.00	0.00	0.00	0.00
		05 CAPITAL	76805 CAPITAL OUTLAY	481,992.12	1,678,226.99	1,594,000.00	1,590,000.00	1,061,000.00	4,493,000.00
			76806 CAPITAL OUTLAY - CONTRA	(425,196.94)	(730,351.20)	0.00	0.00	0.00	0.00
			77905 AM CLEARING PROPRIETARY	(0.00)	0.00	0.00	0.00	0.00	0.00
			77906 AM PROP CIP ADJUSTMENT	(56,795.18)	(947,875.79)	0.00	0.00	0.00	0.00
		05 CAPITAL Total		(0.00)	(0.00)	1,594,000.00	1,590,000.00	1,061,000.00	4,493,000.00
		07 DEPRECIATIO	76905 DEPRECIATION EXPENSE	0.00	0.00	0.00	0.00	0.00	0.00
		07 DEPRECIATION Total		0.00	0.00	0.00	0.00	0.00	0.00
<b>69082910 Total</b>				<b>(0.00)</b>	<b>(0.00)</b>	<b>1,594,000.00</b>	<b>1,590,000.00</b>	<b>1,061,000.48</b>	<b>4,493,000.00</b>

**St Paul Regional Water Services**  
**2025 Spending Budget**  
**By Division and all Accounts detail**

ACCOUNT TYPE	(Multiple Items)
DIVISION	Capital

AU	AU DESCRIPTION	MAJOR SUBTOTALS	GeneralLedg Account.AccountDescription	2022 AUDITED ACTUAL	2023 PRELIMINARY ACTUAL	2022 ADOPTED BUDGET	2023 ADOPTED BUDGET	2024 ADOPTED BUDGET	2025 PROPOSED BUDGET
69082920	CP CAPITAL IMPROV DISTRIBUTIOI	01 LABOR	60105 FULL TIME CERTIFIED	1,228,427.62	956,913.02	1,482,738.00	1,789,857.00	1,861,994.00	2,080,846.00
			60120 SHIFT DIFFERENTIAL	4,735.33	5,290.62	0.00	0.00	0.00	0.00
			60130 FULL TIME NOT CERTIFIED	0.00	0.00	0.00	0.00	0.00	0.00
			60145 TRADES NO CITY BENEFITS	13,184.55	6,360.85	0.00	0.00	0.00	0.00
			60155 OVERTIME TRADES	3,442.67	5,525.59	0.00	0.00	0.00	0.00
			60175 OVERTIME	413,776.19	381,719.36	524,025.00	524,025.00	524,000.00	524,000.00
			60410 NOT CERTIFIED TEMP SEASONAL	0.00	0.00	0.00	0.00	0.00	0.00
			60415 INTERN	5,463.75	0.00	0.00	0.00	0.00	0.00
			60417 TRI COUNCIL NOT CERTIFIED TEMP	28,982.72	24,287.29	0.00	0.00	61,120.00	61,120.00
			60820 WATER LABOR MATERIAL ADD AGGRE	0.00	0.00	(2,006,763.00)	(2,313,882.00)	0.00	28,790.00
			60830 WATER CLOSING SALARIES	(1,698,012.83)	(1,380,096.73)	0.00	0.00	(2,447,114.00)	(2,694,756.00)
			60835 SALARY NEEDS	0.00	0.00	0.00	0.00	0.00	0.00
		01 LABOR Total		(0.00)	(0.00)	0.00	0.00	0.00	0.00
		02 FRINGES	61005 SOCIAL SECURITY	98,933.35	80,058.07	124,419.00	143,242.00	146,693.93	161,499.00
			61010 MEDICARE REGULAR	23,137.11	18,722.62	29,098.00	33,497.00	34,305.85	37,774.00
			61110 PERA COORDINATED PENSION	119,698.71	96,779.60	143,597.00	173,267.00	177,463.45	195,362.00
			61145 TRI COUNCIL PENSION	7,553.92	6,530.14	10,390.00	0.00	0.00	0.00
			61150 MACHINIST PENSION	150.67	100.82	0.00	0.00	0.00	0.00
			61160 LIUNA PENSION	27,243.38	23,106.75	139,883.00	139,883.00	139,883.00	139,883.00
			61210 EMPLOYEE HEALTH INSURANCE	268,152.47	185,600.23	430,099.00	365,784.00	426,810.00	397,001.00
			61225 EMPLOYEE BASIC LIFE	1,016.54	891.71	1,629.00	1,629.00	1,629.00	1,629.00
			61505 DEFERRED COMP EMPLOYER MATCH	2,618.89	3,253.45	4,598.00	4,598.00	4,598.00	4,598.00
			61550 INDIRECT FRINGES	129,007.01	109,536.70	93,526.00	98,189.00	90,057.00	95,184.00
			61605 TRADES BENEFITS	15,700.85	13,256.34	0.00	0.00	0.00	0.00
			61905 FRINGE BENEFITS COMP ABSENCE	0.00	0.00	74,393.00	74,393.00	74,393.00	74,393.00
			61990 FRINGE CLOSE OUT	(693,212.90)	(537,836.43)	(1,051,633.00)	(1,034,482.00)	(1,183,288.00)	(1,107,323.00)
		02 FRINGES Total		0.00	0.00	(1.00)	0.00	(87,454.77)	0.00
		03 SERVICES	69505 LICENSE AND PERMIT	0.00	0.00	0.00	0.00	0.00	0.00
		03 SERVICES Total		0.00	0.00	0.00	0.00	0.00	0.00
		04 MATERIALS	72315 FIELD EQUIPMENT	0.00	0.00	0.00	0.00	0.00	0.00
			72730 STEEL IRON PRODUCT	0.00	0.00	0.00	0.00	0.00	0.00
		04 MATERIALS Total		0.00	0.00	0.00	0.00	0.00	0.00
		05 CAPITAL	76805 CAPITAL OUTLAY	14,098,139.06	15,818,437.53	15,839,000.00	14,538,000.00	18,943,000.00	19,035,120.00
			76806 CAPITAL OUTLAY - CONTRA	(13,482,396.90)	(14,476,173.33)	0.00	0.00	0.00	0.00
			77905 AM CLEARING PROPIETARY	0.00	(0.00)	0.00	0.00	0.00	0.00
			77906 AM PROP CIP ADJUSTMENT	(615,742.16)	(1,342,510.05)	0.00	0.00	0.00	0.00
		05 CAPITAL Total		(0.00)	(245.85)	15,839,000.00	14,538,000.00	18,943,000.00	19,035,120.00
		07 DEPRECIATIO	76905 DEPRECIATION EXPENSE	0.00	0.00	0.00	0.00	0.00	0.00
		07 DEPRECIATION Total		0.00	0.00	0.00	0.00	0.00	0.00
<b>69082920 Total</b>				<b>(0.00)</b>	<b>(245.85)</b>	<b>15,838,999.00</b>	<b>14,538,000.00</b>	<b>18,855,545.23</b>	<b>19,035,120.00</b>

**St Paul Regional Water Services  
2025 Spending Budget  
By Division and all Accounts detail**

ACCOUNT TYPE (Multiple Items)  
DIVISION Capital

AU	AU DESCRIPTION	MAJOR SUBTOTALS	General Ledger Account Description	2022 AUDITED ACTUAL	2023 PRELIMINARY ACTUAL	2022 ADOPTED BUDGET	2023 ADOPTED BUDGET	2024 ADOPTED BUDGET	2025 PROPOSED BUDGET
69082930	CP CAPITAL IMPROV ENGINEERING	01 LABOR	60105 FULL TIME CERTIFIED	0.00	2,115.84	0.00	0.00	0.00	0.00
			60830 WATER CLOSING SALARIES	0.00	(2,115.84)	0.00	0.00	0.00	0.00
		01 LABOR Total		0.00	0.00	0.00	0.00	0.00	0.00
		02 FRINGES	61005 SOCIAL SECURITY	0.00	122.84	0.00	0.00	0.00	0.00
			61010 MEDICARE REGULAR	0.00	28.74	0.00	0.00	0.00	0.00
			61110 PERA COORDINATED PENSION	0.00	158.56	0.00	0.00	0.00	0.00
			61150 MACHINIST PENSION	0.00	94.98	0.00	0.00	0.00	0.00
			61210 EMPLOYEE HEALTH INSURANCE	0.00	652.83	0.00	0.00	0.00	0.00
			61225 EMPLOYEE BASIC LIFE	0.00	0.39	0.00	0.00	0.00	0.00
			61550 INDIRECT FRINGES	0.00	98.93	0.00	0.00	0.00	0.00
			61990 FRINGE CLOSE OUT	0.00	(1,157.27)	0.00	0.00	0.00	0.00
		02 FRINGES Total		0.00	0.00	0.00	0.00	0.00	0.00
		05 CAPITAL	76805 CAPITAL OUTLAY	8,522.00	199,343.63	120,000.00	210,000.00	375,000.00	230,000.00
			76806 CAPITAL OUTLAY - CONTRA	0.00	(207,865.63)	0.00	0.00	0.00	0.00
			77905 AM CLEARING PROPRIETARY	0.00	0.00	0.00	0.00	0.00	0.00
			77906 AM PROP CIP ADJUSTMENT	(8,522.00)	8,522.00	0.00	0.00	0.00	0.00
		05 CAPITAL Total		0.00	0.00	120,000.00	210,000.00	375,000.00	230,000.00
		07 DEPRECIATIO	76905 DEPRECIATION EXPENSE	0.00	0.00	0.00	0.00	0.00	0.00
		07 DEPRECIATION Total		0.00	0.00	0.00	0.00	0.00	0.00
<b>69082930 Total</b>				<b>0.00</b>	<b>0.00</b>	<b>120,000.00</b>	<b>210,000.00</b>	<b>375,000.00</b>	<b>230,000.00</b>

**St Paul Regional Water Services  
2025 Spending Budget  
By Division and all Accounts detail**

ACCOUNT TYPE	(Multiple Items)
DIVISION	Capital

AU	AU DESCRIPTION	MAJOR SUBTOTALS	GeneralLedgr Account.AccountDescription	2022 AUDITED ACTUAL	2023 PRELIMINARY ACTUAL	2022 ADOPTED BUDGET	2023 ADOPTED BUDGET	2024 ADOPTED BUDGET	2025 PROPOSED BUDGET
69082940	CP CAPITAL IMPROV PRODUCTION	01 LABOR	60105 FULL TIME CERTIFIED	25,176.53	33,365.33	228,181.00	242,593.00	270,144.00	271,897.00
			60120 SHIFT DIFFERENTIAL	0.00	0.00	0.00	0.00	0.00	0.00
			60145 TRADES NO CITY BENEFITS	0.00	0.00	0.00	0.00	0.00	0.00
			60175 OVERTIME	0.00	229.48	0.00	0.00	0.00	0.00
			60410 NOT CERTIFIED TEMP SEASONAL	0.00	0.00	0.00	0.00	0.00	0.00
			60417 TRI COUNCIL NOT CERTIFIED TEMP	0.00	0.00	0.00	0.00	0.00	0.00
			60820 WATER LABOR MATERIAL ADD AGGRE	0.00	0.00	(228,181.00)	(242,593.00)	0.00	19,121.00
			60830 WATER CLOSING SALARIES	(25,176.53)	(33,594.81)	0.00	0.00	(270,144.00)	(291,018.00)
			60835 SALARY NEEDS	0.00	0.00	0.00	0.00	0.00	0.00
		01 LABOR Total		(0.00)	0.00	0.00	0.00	0.00	0.00
		02 FRINGES	61005 SOCIAL SECURITY	1,550.72	2,074.22	14,147.00	15,012.00	16,058.07	16,858.00
			61010 MEDICARE REGULAR	362.59	485.17	3,309.00	3,512.00	3,754.91	3,943.00
			61110 PERA COORDINATED PENSION	1,887.45	2,515.83	17,114.00	18,159.00	19,424.20	20,392.00
			61145 TRI COUNCIL PENSION	0.00	0.00	0.00	0.00	0.00	0.00
			61150 MACHINIST PENSION	32.79	25.85	0.00	0.00	0.00	0.00
			61160 LIUNA PENSION	0.00	0.00	936.00	936.00	936.00	936.00
			61210 EMPLOYEE HEALTH INSURANCE	4,017.53	5,118.79	36,026.00	34,976.00	30,384.00	40,485.00
			61225 EMPLOYEE BASIC LIFE	36.21	47.52	0.00	0.00	0.00	0.00
			61505 DEFERRED COMP EMPLOYER MATCH	0.01	10.20	0.00	0.00	0.00	0.00
			61550 INDIRECT FRINGES	1,938.92	2,557.08	11,409.00	10,289.00	9,862.00	9,880.00
			61605 TRADES BENEFITS	0.00	0.00	0.00	0.00	0.00	0.00
			61990 FRINGE CLOSE OUT	(9,826.22)	(12,834.66)	(82,940.00)	(82,884.00)	(164,546.00)	(92,494.00)
		02 FRINGES Total		0.00	0.00	1.00	0.00	(84,126.82)	0.00
		04 MATERIALS	71805 EQUIPMENT PART AND SUPPLIES	0.00	0.00	0.00	0.00	0.00	0.00
		04 MATERIALS Total		0.00	0.00	0.00	0.00	0.00	0.00
		05 CAPITAL	76805 CAPITAL OUTLAY	4,230,657.01	2,243,651.80	3,997,000.00	1,747,000.00	3,374,000.00	4,036,000.00
			76806 CAPITAL OUTLAY - CONTRA	(653,607.68)	(5,979,754.62)	0.00	0.00	0.00	0.00
			76830 ASSET CLEARING AC160 ONLY	0.00	0.00	0.00	0.00	0.00	0.00
			77905 AM CLEARING PROPIETARY	0.00	0.00	0.00	0.00	0.00	0.00
			77906 AM PROP CIP ADJUSTMENT	(3,577,049.33)	3,736,102.82	0.00	0.00	0.00	0.00
		05 CAPITAL Total		0.00	(0.00)	3,997,000.00	1,747,000.00	3,374,000.00	4,036,000.00
		07 DEPRECIATIO	76905 DEPRECIATION EXPENSE	0.00	0.00	0.00	0.00	0.00	0.00
		07 DEPRECIATION Total		0.00	0.00	0.00	0.00	0.00	0.00
		08 DEBT	78605 INTEREST ON GO BONDS	0.00	0.00	0.00	0.00	0.00	0.00
		08 DEBT Total		0.00	0.00	0.00	0.00	0.00	0.00
		09 LOSS ON DISF	76810 LOSS ON PROP DISPOSAL	0.00	0.00	0.00	0.00	0.00	0.00
		09 LOSS ON DISPOSAL Total		0.00	0.00	0.00	0.00	0.00	0.00
<b>69082940 Total</b>				<b>0.00</b>	<b>(0.00)</b>	<b>3,997,001.00</b>	<b>1,747,000.00</b>	<b>3,289,873.18</b>	<b>4,036,000.00</b>



**St Paul Regional Water Services  
2025 Spending Budget  
By Division and all Accounts detail**

ACCOUNT TYPE (Multiple Items)  
DIVISION Capital

AU	AU DESCRIPTION	MAJOR SUBTOTALS	General Ledger Account Account Description	2022 AUDITED ACTUAL	2023 PRELIMINARY ACTUAL	2022 ADOPTED BUDGET	2023 ADOPTED BUDGET	2024 ADOPTED BUDGET	2025 PROPOSED BUDGET
69082958	CP MCCARRONS PLANT IMPROVEM	01 LABOR	60105 FULL TIME CERTIFIED	0.00	61,510.97	69,660.00	78,229.00	0.00	0.00
			60120 SHIFT DIFFERENTIAL	0.00	0.00	0.00	0.00	0.00	0.00
			60175 OVERTIME	0.00	0.00	0.00	0.00	0.00	0.00
			60415 INTERN	0.00	0.00	0.00	0.00	0.00	0.00
			60820 WATER LABOR MATERIAL ADD AGGRE	0.00	0.00	(69,660.00)	(78,229.00)	0.00	0.00
			60830 WATER CLOSING SALARIES	0.00	(61,510.97)	0.00	0.00	0.00	0.00
		01 LABOR Total		0.00	(0.00)	0.00	0.00	0.00	0.00
		02 FRINGES	61005 SOCIAL SECURITY	(0.00)	3,702.56	4,319.00	4,840.00	0.00	0.00
			61010 MEDICARE REGULAR	0.00	865.94	1,010.00	1,132.00	0.00	0.00
			61110 PERA COORDINATED PENSION	0.00	4,613.34	5,225.00	5,855.00	0.00	0.00
			61210 EMPLOYEE HEALTH INSURANCE	(0.00)	11,213.97	17,329.00	17,081.00	0.00	0.00
			61225 EMPLOYEE BASIC LIFE	(0.00)	108.06	0.00	0.00	0.00	0.00
			61505 DEFERRED COMP EMPLOYER MATCH	(0.00)	0.00	0.00	0.00	0.00	0.00
			61550 INDIRECT FRINGES	(0.00)	4,789.49	3,483.00	3,318.00	0.00	0.00
			61990 FRINGE CLOSE OUT	0.00	(25,293.36)	(31,365.00)	(32,226.00)	0.00	0.00
		02 FRINGES Total		(0.00)	0.00	1.00	0.00	0.00	0.00
		05 CAPITAL	76805 CAPITAL OUTLAY	48,546,519.10	64,605,503.52	116,000,000.00	0.00	0.00	0.00
			77906 AM PROP CIP ADJUSTMENT	(48,546,519.10)	(64,605,503.52)	0.00	0.00	0.00	0.00
		05 CAPITAL Total		0.00	0.00	116,000,000.00	0.00	0.00	0.00
<b>69082958 Total</b>				<b>0.00</b>	<b>0.00</b>	<b>116,000,001.00</b>	<b>0.00</b>	<b>0.00</b>	<b>0.00</b>

**St Paul Regional Water Services  
2025 Spending Budget  
By Division and all Accounts detail**

ACCOUNT TYPE (Multiple Items)  
DIVISION Capital

AU	AU DESCRIPTION	MAJOR SUBTOTALS	GeneralLedg Account.AccountDescription	2022 AUDITED ACTUAL	2023 PRELIMINARY ACTUAL	2022 ADOPTED BUDGET	2023 ADOPTED BUDGET	2024 ADOPTED BUDGET	2025 PROPOSED BUDGET
69082959	CP CAP IMPROV GRANT FUNDED	01 LABOR	60105 FULL TIME CERTIFIED	0.00	0.00	0.00	0.00	0.00	0.00
		01 LABOR Total		0.00	0.00	0.00	0.00	0.00	0.00
		02 FRINGES	61005 SOCIAL SECURITY	0.00	0.00	0.00	0.00	0.00	0.00
			61010 MEDICARE REGULAR	0.00	0.00	0.00	0.00	0.00	0.00
			61110 PERA COORDINATED PENSION	0.00	0.00	0.00	0.00	0.00	0.00
			61210 EMPLOYEE HEALTH INSURANCE	0.00	0.00	0.00	0.00	0.00	0.00
			61225 EMPLOYEE BASIC LIFE	0.00	0.00	0.00	0.00	0.00	0.00
			61505 DEFERRED COMP EMPLOYER MATCH	0.00	0.00	0.00	0.00	0.00	0.00
		02 FRINGES Total		0.00	0.00	0.00	0.00	0.00	0.00
		05 CAPITAL	76805 CAPITAL OUTLAY	0.00	0.00	0.00	7,500,000.00	5,000,000.00	0.00
		05 CAPITAL Total		0.00	0.00	0.00	7,500,000.00	5,000,000.00	0.00
<b>69082959 Total</b>				<b>0.00</b>	<b>0.00</b>	<b>0.00</b>	<b>7,500,000.00</b>	<b>5,000,000.00</b>	<b>0.00</b>
<b>Grand Total</b>				<b>(0.00)</b>	<b>(245.85)</b>	<b>137,550,001.00</b>	<b>25,585,000.00</b>	<b>28,581,418.89</b>	<b>27,794,120.00</b>

**St Paul Regional Water Services  
2025 Spending Budget  
By Division and all Accounts detail**

ACCOUNT TYPE (Multiple Items)  
DIVISION Grants

AU	AU DESCRIPTION	MAJOR SUBTOTALS	General Ledger Account Description	2022 AUDITED ACTUAL	2023 PRELIMINARY ACTUAL	2022 ADOPTED BUDGET	2023 ADOPTED BUDGET	2024 ADOPTED BUDGET	2025 PROPOSED BUDGET		
69082500	WG WATER GRANTS	01 LABOR	60105 FULL TIME CERTIFIED	321,657.98	1,204,285.72	0.00	1,082,293.00	1,476,257.00	1,706,716.00		
			60120 SHIFT DIFFERENTIAL	119.63	723.44	0.00	0.00	0.00	0.00		
			60145 TRADES NO CITY BENEFITS	3,441.62	49,193.43	0.00	231,170.00	126,486.00	890,113.00		
			60150 TRADES NO PAY DAYS	0.00	0.00	0.00	0.00	(19,951.00)	(37,513.00)		
			60155 OVERTIME TRADES	5,363.17	27,050.46	0.00	0.00	0.00	0.00		
			60175 OVERTIME	28,027.61	128,734.77	0.00	0.00	0.00	0.00		
			60417 TRI COUNCIL NOT CERTIFIED TEMP	42,933.57	228,107.86	0.00	0.00	240,338.00	240,338.00		
			60830 WATER CLOSING SALARIES	0.00	(307,453.68)	0.00	0.00	0.00	0.00		
			01 LABOR Total			401,543.58	1,330,642.00	0.00	1,313,463.00	1,823,130.00	2,799,654.00
			02 FRINGES	61005 SOCIAL SECURITY	24,320.26	98,392.65	0.00	81,436.00	114,091.00	160,999.00	
		61010 MEDICARE REGULAR		5,687.38	23,010.09	0.00	19,045.00	26,678.00	37,656.00		
		61110 PERA COORDINATED PENSION		26,353.88	98,821.01	0.00	81,171.00	106,006.00	128,003.00		
		61145 TRI COUNCIL PENSION		4,545.63	6,848.79	0.00	0.00	0.00	0.00		
		61160 LIUNA PENSION		6,177.97	22,950.25	0.00	0.00	0.00	0.00		
		61210 EMPLOYEE HEALTH INSURANCE		54,122.76	227,622.42	0.00	275,667.00	419,753.00	422,911.00		
		61225 EMPLOYEE BASIC LIFE		293.65	1,249.75	0.00	0.00	0.00	0.00		
		61505 DEFERRED COMP EMPLOYER MATCH		390.70	3,999.65	0.00	0.00	0.00	0.00		
		61550 INDIRECT FRINGES		0.00	0.00	0.00	55,822.00	69,278.94	95,969.00		
		61605 TRADES BENEFITS		21,337.45	161,520.24	0.00	144,226.00	241,198.00	502,201.00		
		61990 FRINGE CLOSE OUT		0.00	(106,331.61)	0.00	0.00	0.00	0.00		
			02 FRINGES Total			143,229.68	538,083.24	0.00	657,367.00	977,004.94	1,347,739.00
			03 SERVICES	63325 REFUSE DISPOSAL AND COLLECTION	0.00	0.00	0.00	0.00	0.00	0.00	
		64305 STREET AND SIDEWALK REPAIR		1,598,131.44	3,070,322.70	0.00	16,019,318.00	46,699,865.00	0.00		
		64335 LEADLINE PRIVATE REPLACEMENT		0.00	62,130.08	0.00	0.00	0.00	30,852,607.00		
		64505 GENERAL REPAIR MAINT SVC		38,456.80	0.00	0.00	0.00	0.00	0.00		
		64705 VEHICLE RENTAL		0.00	30,334.70	0.00	0.00	0.00	0.00		
		64740 BARRICADE RENTAL		0.00	4,185.70	0.00	0.00	0.00	0.00		
67205 POSTAGE	0.00	56.91		0.00	0.00	0.00	0.00				
67615 REGULAR MILEAGE	1,746.27	4,269.64		0.00	0.00	0.00	0.00				
68120 INTERNAL EQUIPMENT RENTAL	120,410.16	355,100.94		0.00	0.00	0.00	0.00				
69505 LICENSE AND PERMIT	3,130.75	887.29		0.00	0.00	0.00	0.00				
69590 OTHER SERVICES	0.00	0.00	0.00	0.00	0.00	0.00					
69596 WATER RESTORATION CLOSE	36,845.54	93,413.44	0.00	0.00	0.00	0.00					
	03 SERVICES Total			1,798,720.96	3,620,701.40	0.00	16,019,318.00	46,699,865.00	0.00		
	04 MATERIALS	71525 PLUMBING SUPPLIES	0.00	49,209.88	0.00	0.00	0.00	0.00			
72825 WATER INVENTORY		72,848.53	201,910.66	0.00	0.00	0.00	0.00				
72905 ADDL SPECIAL MATL SUPPLIES		0.00	4,591.15	0.00	0.00	0.00	0.00				
	04 MATERIALS Total			72,848.53	255,711.69	0.00	0.00	0.00	0.00		
	05 CAPITAL	76805 CAPITAL OUTLAY	0.00	3,529,105.22	0.00	0.00	0.00	0.00			
76806 CAPITAL OUTLAY - CONTRA		0.00	(150,000.00)	0.00	0.00	0.00	0.00				
77905 AM CLEARING PROPRIETARY		0.00	0.00	0.00	0.00	0.00	0.00				

**St Paul Regional Water Services**  
**2025 Spending Budget**  
**By Division and all Accounts detail**

ACCOUNT TYPE (Multiple Items)  
 DIVISION Grants

AU	AU DESCRIPTION	MAJOR SUBTOTALS	General Ledger Account.AccountDescription	2022 AUDITED ACTUAL	2023 PRELIMINARY ACTUAL	2022 ADOPTED BUDGET	2023 ADOPTED BUDGET	2024 ADOPTED BUDGET	2025 PROPOSED BUDGET
69082500	WG WATER GRANTS	05 CAPITAL	77906 AM PROP CIP ADJUSTMENT	0.00	(3,379,105.22)	0.00	0.00	0.00	0.00
		05 CAPITAL Total		0.00	(0.00)	0.00	0.00	0.00	0.00
<b>69082500 Total</b>				<b>2,416,342.75</b>	<b>5,745,138.33</b>	<b>0.00</b>	<b>17,990,148.00</b>	<b>49,499,999.94</b>	<b>35,000,000.00</b>
<b>Grand Total</b>				<b>2,416,342.75</b>	<b>5,745,138.33</b>	<b>0.00</b>	<b>17,990,148.00</b>	<b>49,499,999.94</b>	<b>35,000,000.00</b>

**St Paul Regional Water Services  
2025 Spending Budget  
By Division and all Accounts detail**

ACCOUNT TYPE (Multiple Items)  
DIVISION Debt Service

AU	AU DESCRIPTION	MAJOR SUBTOTALS	GeneralLedg Account.AccountDescription	2022 AUDITED ACTUAL	2023 PRELIMINARY ACTUAL	2022 ADOPTED BUDGET	2023 ADOPTED BUDGET	2024 ADOPTED BUDGET	2025 PROPOSED BUDGET
6906920XX	NP 20XX FUTURE DEBT PROCEEDS	05 CAPITAL	76805 CAPITAL OUTLAY	0.00	0.00	0.00	0.00	0.00	0.00
		05 CAPITAL Total		0.00	0.00	0.00	0.00	0.00	0.00
		08 DEBT	78205 PRINCIPAL ON NOTES	0.00	0.00	700,000.00	2,550,496.00	2,235,786.00	2,235,786.00
			78805 INTEREST ON NOTES	0.00	0.00	757,222.00	5,850,000.00	1,500,000.00	1,500,000.00
			78910 COST OF ISSUANCE FIN ADVISOR	0.00	0.00	10,000.00	30,000.00	10,000.00	10,000.00
			78960 BOND COUNSEL FEE DEBT ISSUANCE	0.00	0.00	20,000.00	104,304.00	20,000.00	20,000.00
			78980 CITY STRUCTURING FEE	0.00	0.00	32,500.00	97,500.00	32,500.00	32,500.00
		08 DEBT Total		0.00	0.00	1,519,722.00	8,632,300.00	3,798,286.00	3,798,286.00
<b>6906920XX Total</b>				<b>0.00</b>	<b>0.00</b>	<b>1,519,722.00</b>	<b>8,632,300.00</b>	<b>3,798,286.00</b>	<b>3,798,286.00</b>

**St Paul Regional Water Services  
 2025 Spending Budget  
 By Division and all Accounts detail**

ACCOUNT TYPE (Multiple Items)  
 DIVISION Debt Service

AU	AU DESCRIPTION	MAJOR SUBTOTALS	General Ledger Account.AccountDescription	2022 AUDITED ACTUAL	2023 PRELIMINARY ACTUAL	2022 ADOPTED BUDGET	2023 ADOPTED BUDGET	2024 ADOPTED BUDGET	2025 PROPOSED BUDGET
690952013A	DS 2013A WR REFUND BD DEBT SV	08 DEBT	78105 PRINCIPAL ON REVENUE BONDS	1,435,000.00	1,495,000.00	1,435,000.00	745,000.00	0.00	0.00
			78410 BOND PRINCIPAL CLOSE OUT	(1,435,000.00)	(1,495,000.00)	0.00	0.00	0.00	0.00
			78705 INTEREST ON REVENUE BONDS	8,587.20	(96,299.17)	66,100.00	37,400.00	0.00	0.00
		08 DEBT Total		8,587.20	(96,299.17)	1,501,100.00	782,400.00	0.00	0.00
<b>690952013A Total</b>				<b>8,587.20</b>	<b>(96,299.17)</b>	<b>1,501,100.00</b>	<b>782,400.00</b>	<b>0.00</b>	<b>0.00</b>

**St Paul Regional Water Services  
 2025 Spending Budget  
 By Division and all Accounts detail**

ACCOUNT TYPE (Multiple Items)  
 DIVISION Debt Service

AU	AU DESCRIPTION	MAJOR SUBTOTALS	General Ledger Account Description	2022 AUDITED ACTUAL	2023 PRELIMINARY ACTUAL	2022 ADOPTED BUDGET	2023 ADOPTED BUDGET	2024 ADOPTED BUDGET	2025 PROPOSED BUDGET
690952023A	DS 2023A WR BOND DEBT SERVICE	08 DEBT	78105 PRINCIPAL ON REVENUE BONDS	0.00	500,000.00	0.00	0.00	900,000.00	0.00
			78410 BOND PRINCIPAL CLOSE OUT	0.00	(500,000.00)	0.00	0.00	0.00	0.00
			78705 INTEREST ON REVENUE BONDS	0.00	2,836,500.90	0.00	0.00	3,978,550.00	3,933,550.00
			78910 COST OF ISSUANCE FIN ADVISOR	0.00	0.00	0.00	0.00	0.00	0.00
			78920 GENERAL COST OF ISSUANCE SVC	0.00	0.00	0.00	0.00	0.00	0.00
			78960 BOND COUNSEL FEE DEBT ISSUANCE	0.00	0.00	0.00	0.00	0.00	0.00
		08 DEBT Total		0.00	2,836,500.90	0.00	0.00	4,878,550.00	3,933,550.00
<b>690952023A Total</b>				<b>0.00</b>	<b>2,836,500.90</b>	<b>0.00</b>	<b>0.00</b>	<b>4,878,550.00</b>	<b>3,933,550.00</b>

**St Paul Regional Water Services**  
**2025 Spending Budget**  
**By Division and all Accounts detail**

ACCOUNT TYPE (Multiple Items)  
 DIVISION Debt Service

AU	AU DESCRIPTION	MAJOR SUBTOTALS	GeneralLedg Account.AccountDescription	2022 AUDITED ACTUAL	2023 PRELIMINARY ACTUAL	2022 ADOPTED BUDGET	2023 ADOPTED BUDGET	2024 ADOPTED BUDGET	2025 PROPOSED BUDGET
690972016X	DS 2016 NOTE DEBT SERVICE	08 DEBT	78205 PRINCIPAL ON NOTES	361,000.00	365,000.00	361,000.00	365,000.00	369,000.00	373,000.00
			78420 NOTE PRINCIPAL CLOSE OUT	(361,000.00)	(365,000.00)	0.00	0.00	0.00	0.00
			78805 INTEREST ON NOTES	59,882.16	56,149.57	60,193.00	56,464.00	52,694.00	48,882.00
			08 DEBT Total	59,882.16	56,149.57	421,193.00	421,464.00	421,694.00	421,882.00
<b>690972016X Total</b>				<b>59,882.16</b>	<b>56,149.57</b>	<b>421,193.00</b>	<b>421,464.00</b>	<b>421,694.00</b>	<b>421,882.00</b>



**St Paul Regional Water Services  
 2025 Spending Budget  
 By Division and all Accounts detail**

ACCOUNT TYPE (Multiple Items)  
 DIVISION Debt Service

AU	AU DESCRIPTION	MAJOR SUBTOTALS	GeneralLedg Account.AccountDescription	2022 AUDITED ACTUAL	2023 PRELIMINARY ACTUAL	2022 ADOPTED BUDGET	2023 ADOPTED BUDGET	2024 ADOPTED BUDGET	2025 PROPOSED BUDGET
690972021N	DS 2021 DW PFA NOTE DEBT SERV	08 DEBT	78205 PRINCIPAL ON NOTES	706,000.00	713,000.00	706,000.00	713,000.00	720,000.00	675,000.00
			78420 NOTE PRINCIPAL CLOSE OUT	(706,000.00)	(713,000.00)	0.00	0.00	0.00	0.00
			78805 INTEREST ON NOTES	100,699.35	129,568.38	146,970.00	139,910.00	132,780.00	116,560.00
			78910 COST OF ISSUANCE FIN ADVISOR	0.00	0.00	0.00	0.00	0.00	0.00
			78960 BOND COUNSEL FEE DEBT ISSUANCE	0.00	0.00	0.00	0.00	0.00	0.00
			78980 CITY STRUCTURING FEE	0.00	0.00	0.00	0.00	0.00	0.00
		08 DEBT Total		100,699.35	129,568.38	852,970.00	852,910.00	852,780.00	791,560.00
<b>690972021N Total</b>				<b>100,699.35</b>	<b>129,568.38</b>	<b>852,970.00</b>	<b>852,910.00</b>	<b>852,780.00</b>	<b>791,560.00</b>

**St Paul Regional Water Services**  
**2025 Spending Budget**  
**By Division and all Accounts detail**

ACCOUNT TYPE (Multiple Items)  
 DIVISION Debt Service

AU	AU DESCRIPTION	MAJOR SUBTOTALS	GeneralLedg Account.AccountDescription	2022 AUDITED ACTUAL	2023 PRELIMINARY ACTUAL	2022 ADOPTED BUDGET	2023 ADOPTED BUDGET	2024 ADOPTED BUDGET	2025 PROPOSED BUDGET
690972022DS	DS 2022 DW07 PFA NOTE DEBT SEI	08 DEBT	78205 PRINCIPAL ON NOTES	0.00	1,919,000.00	0.00	1,919,000.00	1,853,000.00	1,898,000.00
			78420 NOTE PRINCIPAL CLOSE OUT	0.00	(1,919,000.00)	0.00	0.00	0.00	0.00
			78805 INTEREST ON NOTES	220,903.05	1,038,643.96	0.00	1,030,417.00	1,070,287.00	1,025,296.00
			78960 BOND COUNSEL FEE DEBT ISSUANCE	18,000.00	0.00	0.00	0.00	0.00	0.00
		08 DEBT Total		238,903.05	1,038,643.96	0.00	2,949,417.00	2,923,287.00	2,923,296.00
<b>690972022DS Total</b>				<b>238,903.05</b>	<b>1,038,643.96</b>	<b>0.00</b>	<b>2,949,417.00</b>	<b>2,923,287.00</b>	<b>2,923,296.00</b>

**St Paul Regional Water Services  
 2025 Spending Budget  
 By Division and all Accounts detail**

ACCOUNT TYPE (Multiple Items)  
 DIVISION Debt Service

AU	AU DESCRIPTION	MAJOR SUBTOTALS	GeneralLedg Account.AccountDescription	2022 AUDITED ACTUAL	2023 PRELIMINARY ACTUAL	2022 ADOPTED BUDGET	2023 ADOPTED BUDGET	2024 ADOPTED BUDGET	2025 PROPOSED BUDGET
690982010A	DS 2010A PFA DW02 NOTE DBT SV	08 DEBT	78205 PRINCIPAL ON NOTES	310,000.00	480,000.00	310,000.00	480,000.00	335,000.00	510,000.00
			78420 NOTE PRINCIPAL CLOSE OUT	(310,000.00)	(480,000.00)	0.00	0.00	0.00	0.00
			78805 INTEREST ON NOTES	61,111.47	54,748.08	61,619.00	55,533.00	45,111.00	39,536.00
		08 DEBT Total		61,111.47	54,748.08	371,619.00	535,533.00	380,111.00	549,536.00
<b>690982010A Total</b>				<b>61,111.47</b>	<b>54,748.08</b>	<b>371,619.00</b>	<b>535,533.00</b>	<b>380,111.00</b>	<b>549,536.00</b>

**St Paul Regional Water Services**  
**2025 Spending Budget**  
**By Division and all Accounts detail**

ACCOUNT TYPE (Multiple Items)  
 DIVISION Debt Service

AU	AU DESCRIPTION	MAJOR SUBTOTALS	GeneralLedg Account.AccountDescription	2022 AUDITED ACTUAL	2023 PRELIMINARY ACTUAL	2022 ADOPTED BUDGET	2023 ADOPTED BUDGET	2024 ADOPTED BUDGET	2025 PROPOSED BUDGET
690982010B	DS 2010B PFA DW03 NOTE DBT SV	08 DEBT	78205 PRINCIPAL ON NOTES	1,210,000.00	1,875,000.00	1,210,000.00	1,875,000.00	1,305,000.00	1,985,000.00
			78420 NOTE PRINCIPAL CLOSE OUT	(1,210,000.00)	(1,875,000.00)	0.00	0.00	0.00	0.00
			78805 INTEREST ON NOTES	236,816.67	211,989.19	238,795.00	215,055.00	178,499.00	152,714.00
		08 DEBT Total		236,816.67	211,989.19	1,448,795.00	2,090,055.00	1,483,499.00	2,137,714.00
<b>690982010B Total</b>				<b>236,816.67</b>	<b>211,989.19</b>	<b>1,448,795.00</b>	<b>2,090,055.00</b>	<b>1,483,499.00</b>	<b>2,137,714.00</b>

**St Paul Regional Water Services**  
**2025 Spending Budget**  
**By Division and all Accounts detail**

ACCOUNT TYPE (Multiple Items)  
 DIVISION Debt Service

AU	AU DESCRIPTION	MAJOR SUBTOTALS	GeneralLedg Account.AccountDescription	2022 AUDITED ACTUAL	2023 PRELIMINARY ACTUAL	2022 ADOPTED BUDGET	2023 ADOPTED BUDGET	2024 ADOPTED BUDGET	2025 PROPOSED BUDGET
690982013X	DS 2013X PFA DW04 NOTE DBT SV	08 DEBT	78205 PRINCIPAL ON NOTES	109,000.00	110,000.00	109,000.00	110,000.00	111,000.00	112,000.00
			78420 NOTE PRINCIPAL CLOSE OUT	(109,000.00)	(110,000.00)	0.00	0.00	0.00	0.00
			78805 INTEREST ON NOTES	15,698.17	14,554.97	15,794.00	14,651.00	13,499.00	12,336.00
		08 DEBT Total		15,698.17	14,554.97	124,794.00	124,651.00	124,499.00	124,336.00
<b>690982013X Total</b>				<b>15,698.17</b>	<b>14,554.97</b>	<b>124,794.00</b>	<b>124,651.00</b>	<b>124,499.00</b>	<b>124,336.00</b>

**St Paul Regional Water Services  
2025 Spending Budget  
By Division and all Accounts detail**

ACCOUNT TYPE (Multiple Items)  
DIVISION Debt Service

AU	AU DESCRIPTION	MAJOR SUBTOTALS	General Ledger Account.AccountDescription	2022 AUDITED ACTUAL	2023 PRELIMINARY ACTUAL	2022 ADOPTED BUDGET	2023 ADOPTED BUDGET	2024 ADOPTED BUDGET	2025 PROPOSED BUDGET
690682023A	BOND 2023A WATER REVENUE BO	03 SERVICES	68180 INVESTMENT SERVICE	0.00	47,970.55	0.00	0.00	0.00	0.00
		03 SERVICES Total		0.00	47,970.55	0.00	0.00	0.00	0.00
		08 DEBT	78905 COST OF ISSUANCE RATING	0.00	51,300.00	0.00	0.00	0.00	0.00
			78910 COST OF ISSUANCE FIN ADVISOR	0.00	95,000.00	0.00	0.00	0.00	0.00
			78920 GENERAL COST OF ISSUANCE SVC	0.00	11,604.90	0.00	0.00	0.00	0.00
			78925 UNDERWRITER DISCOUNT	0.00	352,412.76	0.00	0.00	0.00	0.00
			78960 BOND COUNSEL FEE DEBT ISSUANCE	0.00	75,250.00	0.00	0.00	0.00	0.00
			78980 CITY STRUCTURING FEE	0.00	32,500.00	0.00	0.00	0.00	0.00
			79110 INTRA FUND OUT BOND DRAW	0.00	33,845,342.72	0.00	0.00	70,000,000.00	0.00
		08 DEBT Total		0.00	34,463,410.38	0.00	0.00	70,000,000.00	0.00
<b>690682023A Total</b>				<b>0.00</b>	<b>34,511,380.93</b>	<b>0.00</b>	<b>0.00</b>	<b>70,000,000.00</b>	<b>0.00</b>

**St Paul Regional Water Services**  
**2025 Spending Budget**  
**By Division and all Accounts detail**

ACCOUNT TYPE (Multiple Items)  
 DIVISION Debt Service

AU	AU DESCRIPTION	MAJOR SUBTOTALS	General Ledger Account.AccountDescription	2022 AUDITED ACTUAL	2023 PRELIMINARY ACTUAL	2022 ADOPTED BUDGET	2023 ADOPTED BUDGET	2024 ADOPTED BUDGET	2025 PROPOSED BUDGET
690972023N	DS 2023 DW08 PFA NOTE DEBT SEI	08 DEBT	78205 PRINCIPAL ON NOTES	0.00	542,000.00	0.00	0.00	0.00	1,098,000.00
			78420 NOTE PRINCIPAL CLOSE OUT	0.00	(542,000.00)	0.00	0.00	0.00	0.00
			78805 INTEREST ON NOTES	0.00	93,242.98	0.00	0.00	0.00	453,592.00
			78910 COST OF ISSUANCE FIN ADVISOR	0.00	9,777.50	0.00	0.00	0.00	0.00
			78960 BOND COUNSEL FEE DEBT ISSUANCE	0.00	15,500.00	0.00	0.00	0.00	0.00
		08 DEBT Total		0.00	118,520.48	0.00	0.00	0.00	1,551,592.00
<b>690972023N Total</b>				<b>0.00</b>	<b>118,520.48</b>	<b>0.00</b>	<b>0.00</b>	<b>0.00</b>	<b>1,551,592.00</b>
<b>Grand Total</b>				<b>721,698.07</b>	<b>38,875,757.29</b>	<b>6,240,193.00</b>	<b>16,388,730.00</b>	<b>84,862,706.00</b>	<b>16,231,752.00</b>

**St Paul Regional Water Services  
2025 Spending Budget  
By Division and all Accounts detail**

ACCOUNT TYPE (Multiple Items)  
DIVISION Unalloc Labor and Fringe

AU	AU DESCRIPTION	MAJOR SUBTOTALS	General Ledger Account.AccountDescription	2022 AUDITED ACTUAL	2023 PRELIMINARY ACTUAL	2022 ADOPTED BUDGET	2023 ADOPTED BUDGET	2024 ADOPTED BUDGET	2025 PROPOSED BUDGET		
69082610	GA EMPLOYEE FRINGE COSTS	02 FRINGES	61210 EMPLOYEE HEALTH INSURANCE	5,263.87	5,806.00	0.00	0.00	0.00	0.00		
			61215 FSA EMPLOYER ADMIN	18,778.78	20,276.70	0.00	0.00	0.00	0.00		
			61220 VEBA CONTRIBUTION	275,945.00	293,160.00	0.00	0.00	0.00	0.00		
			61305 HEALTH INSUR EARLY RETIREE	264,998.62	200,133.40	0.00	0.00	0.00	0.00		
			61310 HEALTH INSUR REG RETIREE	228,552.21	265,551.72	0.00	0.00	0.00	0.00		
			61315 LIFE INSUR EARLY RETIREE	3,627.42	2,354.91	0.00	0.00	0.00	0.00		
			61320 LIFE INSUR REG RETIREE	(502.22)	(2,073.00)	0.00	0.00	0.00	0.00		
			61405 SEVERANCE PAY	60,567.16	5,950.00	0.00	0.00	0.00	0.00		
			61415 SEVERANCE VACATION BAL	0.00	10,854.15	0.00	0.00	0.00	0.00		
			61910 OTHER POST EMPLOYMENT BENEFITS	478,392.00	0.00	0.00	0.00	0.00	0.00		
			61915 PENSION EXPENSE	1,127,692.00	0.00	0.00	0.00	0.00	0.00		
			61990 FRINGE CLOSE OUT	(1,024,774.75)	(938,872.34)	0.00	0.00	0.00	0.00		
			02 FRINGES Total			1,438,540.09	(136,858.46)	0.00	0.00	0.00	0.00
			06 OTHER		61705 UNEMPLOYMENT COMPENSATION	86,820.44	95,888.96	180,000.00	180,000.00	180,000.00	180,000.00
06 OTHER Total			86,820.44	95,888.96	180,000.00	180,000.00	180,000.00	180,000.00			
<b>69082610 Total</b>				<b>1,525,360.53</b>	<b>(40,969.50)</b>	<b>180,000.00</b>	<b>180,000.00</b>	<b>180,000.00</b>	<b>180,000.00</b>		



**St Paul Regional Water Services  
2025 Spending Budget  
By Division and all Accounts detail**

ACCOUNT TYPE (Multiple Items)  
DIVISION Unalloc Labor and Fringe

AU	AU DESCRIPTION	MAJOR SUBTOTALS	General Ledger Account.AccountDescription	2022 AUDITED ACTUAL	2023 PRELIMINARY ACTUAL	2022 ADOPTED BUDGET	2023 ADOPTED BUDGET	2024 ADOPTED BUDGET	2025 PROPOSED BUDGET
69082615	GA WORKERS COMPENSATION	02 FRINGES	61210 EMPLOYEE HEALTH INSURANCE	0.00	0.00	0.00	0.00	0.00	0.00
			61225 EMPLOYEE BASIC LIFE	0.00	0.00	0.00	0.00	0.00	0.00
			61805 PERMANENT TOTAL DISABILITY	0.00	0.00	0.00	0.00	0.00	0.00
			61810 PERMANENT PARTIAL DISABILITY	6,400.00	0.00	0.00	0.00	0.00	0.00
			61815 TEMPORARY TOTAL DISABILITY	0.00	12,864.85	0.00	0.00	0.00	0.00
			61820 TEMPORARY PARTIAL DISABILITY	0.00	0.00	0.00	0.00	0.00	0.00
			61822 WORKERS COMP SETTLEMENT	0.00	280,882.14	0.00	0.00	0.00	0.00
			61830 MEDICAL CHARGES	328,334.84	279,107.22	0.00	0.00	0.00	0.00
			61835 CLAIM EXPENSES	(463,007.00)	0.00	0.00	0.00	0.00	0.00
			61840 MANAGED CARE	31,230.30	30,513.34	0.00	0.00	0.00	0.00
			61845 REHABILITATION	91,847.49	40,198.59	0.00	0.00	0.00	0.00
			61850 WC MILEAGE AND PARKING REIMB	3,164.98	1,506.70	0.00	0.00	0.00	0.00
			61865 WORK COMP REINSURANCE ASSN	41,163.35	34,047.07	0.00	0.00	0.00	0.00
			61870 SPECIAL COMPENSATION FUND	0.00	0.00	0.00	0.00	0.00	0.00
			61880 WORK COMP LEGAL	66,307.02	30,912.84	0.00	0.00	0.00	0.00
			61885 WORK COM ADMIN	5,034.73	10,576.31	0.00	0.00	0.00	0.00
			61990 FRINGE CLOSE OUT	(510,897.40)	(710,159.02)	0.00	0.00	0.00	0.00
		02 FRINGES Total		(400,421.69)	10,450.04	0.00	0.00	0.00	0.00
69082615 Total				(400,421.69)	10,450.04	0.00	0.00	0.00	0.00

**St Paul Regional Water Services  
 2025 Spending Budget  
 By Division and all Accounts detail**

ACCOUNT TYPE (Multiple Items)  
 DIVISION Unalloc Labor and Fringe

AU	AU DESCRIPTION	MAJOR SUBTOTALS	GeneralLedg Account.AccountDescription	2022 AUDITED ACTUAL	2023 PRELIMINARY ACTUAL	2022 ADOPTED BUDGET	2023 ADOPTED BUDGET	2024 ADOPTED BUDGET	2025 PROPOSED BUDGET
69082690	Water Payroll Default	01 LABOR	60899 SALARY DEFAULT	0.00	139.08	0.00	0.00	0.00	0.00
		01 LABOR Total		0.00	139.08	0.00	0.00	0.00	0.00
		02 FRINGES	61216 UNSUBSTANTIATED FLEX DOLLARS	0.00	0.00	0.00	0.00	0.00	0.00
			61225 EMPLOYEE BASIC LIFE	(0.00)	(0.00)	0.00	0.00	0.00	0.00
		02 FRINGES Total		(0.00)	(0.00)	0.00	0.00	0.00	0.00
<b>69082690 Total</b>				<b>0.00</b>	<b>139.08</b>	<b>0.00</b>	<b>0.00</b>	<b>0.00</b>	<b>0.00</b>
<b>Grand Total</b>				<b>1,124,938.84</b>	<b>(30,380.38)</b>	<b>180,000.00</b>	<b>180,000.00</b>	<b>180,000.00</b>	<b>180,000.00</b>

2025 BUDGET

82 - SAINT PAUL REGIONAL WATER SERVICES

Personnel Summary

	Count	FTE	Salary	Benefits	Statutory	Total
69082100 - AD GENERAL ADMINISTRATION Total	9	8.50	980,788	315,912	74,615	1,371,315
69082107 - AD SAFETY AND SECURITY Total	3	3.00	256,191	92,828	19,600	368,619
69082110 - BD BUSINESS ADMINISTRATION Total	2	1.25	186,421	52,986	14,261	253,668
69082120 - BD CALL CENTER Total	11	11.00	763,721	388,215	58,426	1,210,362
69082130 - BD FINANCIAL SERVICES Total	13	13.00	1,086,779	472,149	83,141	1,642,069
69082140 - BD INFORMATION SERVICES UNIT Total	11	11.00	1,265,499	487,824	96,811	1,850,134
69082150 - BD METER OPERATIONS Total	11	9.60	678,400	325,675	51,898	1,055,973
69082210 - DD MAINS HYDRANTS SERVICES Total	76	58.90	4,672,431	2,151,921	357,442	7,181,794
69082220 - DD PUMP STATIONS AND STORAGE FACILITIES Total	4	4.00	317,501	146,903	24,288	488,692
69082240 - DD STOREHOUSE AND YARD Total	4	3.70	237,720	98,541	18,185	354,446
69082260 - DD GARAGE Total	5	5.00	418,516	199,664	32,018	650,198
69082310 - ED ENGINEERING MAPS RECORDS Total	38	31.22	2,673,277	1,184,389	204,506	4,062,172
69082410 - PD SUPPLY Total	30	22.60	1,558,215	764,994	119,206	2,442,415
69082430 - PD TREATMENT AND PUMPING Total	47	43.45	3,751,616	1,704,273	287,000	5,742,889
69082450 - PD WATER QUALITY Total	9	8.00	683,778	286,434	52,309	1,022,521
69082500 - WG WATER GRANTS Total	36	29.00	2,596,829	1,359,842	198,655	4,155,326
69082910 - CP CAPITAL IMPROV BUSINESS Total	12	7.20	463,978	192,295	35,498	691,771
69082920 - CP CAPITAL IMPROV DISTRIBUTION Total	38	27.20	2,080,846	906,223	159,187	3,146,256
69082940 - CP CAPITAL IMPROV PRODUCTION Total	5	2.45	271,897	90,845	20,801	383,543
Report Total	364	300.07	24,944,403	11,221,913	1,907,847	38,074,163

Category Name/Project Description	2025	2026	2027	2028	2029	2030	2031	2032	2033	Total 10 Year
<b>Total Revenue Funded (from Below)</b>	<b>\$ 28,062,120.38</b>	<b>\$ 29,722,209.91</b>	<b>\$ 28,313,718.20</b>	<b>\$ 31,934,302.26</b>	<b>\$ 32,366,071.31</b>	<b>\$ 37,683,910.37</b>	<b>\$ 33,656,659.73</b>	<b>\$ 35,730,904.83</b>	<b>\$ 37,162,686.50</b>	<b>\$ 294,632,583.50</b>
<b>Admin. Division</b>										
Admin Total	\$ 320,000.00	\$ 360,000.00	\$ 435,000.00	\$ 315,000.00	\$ 235,000.00	\$ 150,000.00	\$ 150,000.00	\$ 150,000.00	\$ 150,000.00	\$ 2,265,000.00
Anticipated Debt/Grant Funding										\$ -
<b>Total Revenue Funded</b>	<b>\$ 320,000.00</b>	<b>\$ 360,000.00</b>	<b>\$ 435,000.00</b>	<b>\$ 315,000.00</b>	<b>\$ 235,000.00</b>	<b>\$ 150,000.00</b>	<b>\$ 150,000.00</b>	<b>\$ 150,000.00</b>	<b>\$ 150,000.00</b>	<b>\$ 2,265,000.00</b>
Security Projects	\$ 70,000.00	\$ 110,000.00	\$ 185,000.00	\$ 10,000.00	\$ 10,000.00	\$ -	\$ -	\$ -	\$ -	\$ 385,000.00
Building Updates	\$ 150,000.00	\$ 150,000.00	\$ 150,000.00	\$ 150,000.00	\$ 50,000.00	\$ 50,000.00	\$ 50,000.00	\$ 50,000.00	\$ 50,000.00	\$ 850,000.00
Small Caps < \$100,000	\$ 100,000.00	\$ 100,000.00	\$ 100,000.00	\$ 100,000.00	\$ 100,000.00	\$ 100,000.00	\$ 100,000.00	\$ 100,000.00	\$ 100,000.00	\$ 900,000.00
Vehicles < \$100,000	\$ -	\$ -	\$ -	\$ 55,000.00	\$ 75,000.00					\$ 130,000.00
<b>Business Division</b>										
Business Total	\$ 4,223,000.00	\$ 4,071,900.00	\$ 3,864,249.50	\$ 5,198,429.49	\$ 4,926,926.62	\$ 8,365,012.38	\$ 1,858,709.11	\$ 1,977,040.06	\$ 2,146,029.43	\$ 36,631,296.59
Anticipated Debt/Grant Funding	\$ 50,000.00	\$ 50,000.00	\$ 50,000.00							\$ 150,000.00
<b>Total Revenue Funded</b>	<b>\$ 4,173,000.00</b>	<b>\$ 4,021,900.00</b>	<b>\$ 3,814,249.50</b>	<b>\$ 5,198,429.49</b>	<b>\$ 4,926,926.62</b>	<b>\$ 8,365,012.38</b>	<b>\$ 1,858,709.11</b>	<b>\$ 1,977,040.06</b>	<b>\$ 2,146,029.43</b>	<b>\$ 36,481,296.59</b>
Register Replacement	\$ 2,800,000.00	\$ 2,940,000.00	\$ 3,087,000.00	\$ 3,241,000.00	\$ 3,403,000.00	\$ 3,574,000.00	\$ 150,000.00	\$ 150,000.00	\$ 150,000.00	\$ 19,495,000.00
Meter Replacements	\$ 308,000.00	\$ 316,000.00	\$ 323,900.00	\$ 333,617.00	\$ 343,625.51	\$ 353,934.28	\$ 364,552.30	\$ 375,488.87	\$ 386,753.54	\$ 3,105,871.50
Advanced Metering Infrastructure	\$ 150,000.00	\$ 150,000.00	\$ 150,000.00							\$ 450,000.00
Technology	\$ 910,000.00	\$ 609,250.00	\$ 245,000.00	\$ 1,563,712.50	\$ 1,118,398.13	\$ 4,373,318.03	\$ 1,278,483.93	\$ 1,383,908.13	\$ 1,539,603.54	\$ 13,021,674.25
Vehicles	\$ 55,000.00	\$ 56,650.00	\$ 58,349.50	\$ 60,099.99	\$ 61,902.98	\$ 63,760.07	\$ 65,672.88	\$ 67,643.06	\$ 69,672.35	\$ 558,750.84
<b>Engineering Division</b>										
Engineering Total	\$ 230,000.00	\$ 241,000.00	\$ 253,000.00	\$ 265,000.00	\$ 278,000.00	\$ 292,000.00	\$ 306,000.00	\$ 322,000.00	\$ 339,000.00	\$ 2,526,000.00
Anticipated Debt/Grant Funding										\$ -
<b>Total Revenue Funded</b>	<b>\$ 230,000.00</b>	<b>\$ 241,000.00</b>	<b>\$ 253,000.00</b>	<b>\$ 265,000.00</b>	<b>\$ 278,000.00</b>	<b>\$ 292,000.00</b>	<b>\$ 306,000.00</b>	<b>\$ 322,000.00</b>	<b>\$ 339,000.00</b>	<b>\$ 2,526,000.00</b>
Leak Detection, Locating, & GPS Equipment	\$ 60,000.00	\$ 66,000.00	\$ 73,000.00	\$ 80,000.00	\$ 88,000.00	\$ 97,000.00	\$ 106,000.00	\$ 117,000.00	\$ 129,000.00	\$ 816,000.00
Small Caps < \$100,000	\$ 20,000.00	\$ 20,000.00	\$ 20,000.00	\$ 20,000.00	\$ 20,000.00	\$ 20,000.00	\$ 20,000.00	\$ 20,000.00	\$ 20,000.00	\$ 180,000.00
Vehicles < \$100,000	\$ 150,000.00	\$ 155,000.00	\$ 160,000.00	\$ 165,000.00	\$ 170,000.00	\$ 175,000.00	\$ 180,000.00	\$ 185,000.00	\$ 190,000.00	\$ 1,530,000.00
<b>Distribution Division</b>										
Distribution Total	\$ 19,035,120.38	\$ 19,626,309.91	\$ 20,909,468.70	\$ 20,765,872.77	\$ 22,528,144.69	\$ 25,241,897.99	\$ 27,161,950.62	\$ 28,326,864.76	\$ 29,415,657.07	\$ 213,011,286.90
Anticipated Debt/Grant Funding										\$ -
<b>Total Revenue Funded</b>	<b>\$ 19,035,120.38</b>	<b>\$ 19,626,309.91</b>	<b>\$ 20,909,468.70</b>	<b>\$ 20,765,872.77</b>	<b>\$ 22,528,144.69</b>	<b>\$ 25,241,897.99</b>	<b>\$ 27,161,950.62</b>	<b>\$ 28,326,864.76</b>	<b>\$ 29,415,657.07</b>	<b>\$ 213,011,286.90</b>
Valve Replacement	\$ 775,000.00	\$ 800,000.00	\$ 825,000.00	\$ 850,000.00	\$ 875,000.00	\$ 900,000.00	\$ 925,000.00	\$ 950,000.00	\$ 980,000.00	\$ 7,880,000.00
New Water Service Connections (Rev/Exp Item)	\$ 175,000.00	\$ 175,000.00	\$ 175,000.00	\$ 175,000.00	\$ 175,000.00	\$ 175,000.00	\$ 175,000.00	\$ 175,000.00	\$ 175,000.00	\$ 1,575,000.00
Hydrant Replacement	\$ 999,000.00	\$ 1,024,000.00	\$ 1,050,000.00	\$ 1,050,000.00	\$ 1,050,000.00	\$ 1,076,000.00	\$ 1,100,000.00	\$ 1,100,000.00	\$ 1,100,000.00	\$ 9,549,000.00
Pump Stations - Tier 1 Priority	\$ 512,275.84	\$ 1,089,936.77	\$ 1,061,290.89	\$ 647,130.36	\$ 730,435.25	\$ 736,913.68	\$ 224,062.00	\$ 665,000.00	\$ 75,000.00	\$ 5,742,044.80
Water Main Replacement - Tier 1 (~180 year Replace Cycle, 6.59 mi/yr) Capital and Surcharge	\$ 12,200,000.00	\$ 12,690,000.00	\$ 13,200,000.00	\$ 13,700,000.00	\$ 14,200,000.00	\$ 14,800,000.00	\$ 15,400,000.00	\$ 16,000,000.00	\$ 16,600,000.00	\$ 128,790,000.00
Prestressed Concrete Pipe - Tier 1	\$ 135,000.00	\$ 140,000.00	\$ 145,000.00	\$ -	\$ -	\$ -	\$ -	\$ -	\$ -	\$ 420,000.00
West Side & Hillcrest Overflow Reg. Compliance	\$ -	\$ 75,000.00	\$ 250,000.00	\$ 250,000.00	\$ -	\$ -	\$ -	\$ -	\$ -	\$ 575,000.00
Storage Improvements	\$ 1,421,580.54	\$ 1,317,373.14	\$ 1,285,319.02	\$ 60,490.21	\$ 1,117,385.88	\$ 1,241,026.78	\$ 1,303,827.25	\$ 48,864.76	\$ 84,657.07	\$ 7,880,524.66
Base ROW Lead Funding	\$ 200,000.00	\$ 200,000.00	\$ 200,000.00	\$ 200,000.00	\$ 200,000.00	\$ 200,000.00	\$ 200,000.00	\$ 200,000.00	\$ 200,000.00	\$ 1,800,000.00
Large Valve Replacement	\$ 190,000.00	\$ 195,000.00	\$ 200,000.00	\$ 205,000.00	\$ 210,000.00	\$ 215,000.00	\$ 220,000.00	\$ 225,000.00	\$ 230,000.00	\$ 1,890,000.00
Water Main Replacement - Tier 2 (~150 year Replace Cycle, 7.91 mi/yr) Capital and Surcharge	\$ 1,000,000.00	\$ 1,000,000.00	\$ 1,500,000.00	\$ 2,000,000.00	\$ 2,000,000.00	\$ 2,970,000.00	\$ 3,080,000.00	\$ 3,210,000.00	\$ 3,340,000.00	\$ 20,100,000.00

Distribution Division (cont.)										
Vehicle & Small Cap Replacement	\$ 845,000.00	\$ 870,000.00	\$ 895,000.00	\$ 920,000.00	\$ 945,000.00	\$ 975,000.00	\$ 1,005,000.00	\$ 1,025,000.00	\$ 1,055,000.00	\$ 8,535,000.00
Tunnel Rehabilitation - Tier 1	\$ 489,000.00	\$ -	\$ -	\$ -	\$ -	\$ -	\$ -	\$ -	\$ -	\$ 489,000.00
Prestressed Concrete Pipe - Tier 2	\$ -	\$ -	\$ -	\$ 150,000.00	\$ 155,000.00	\$ 160,000.00	\$ 165,000.00	\$ 170,000.00	\$ 175,000.00	\$ 975,000.00
Pump Stations - Tier 2 Priority	\$ 93,264.00	\$ 50,000.00	\$ 122,858.79	\$ 175,252.20	\$ 184,323.56	\$ 168,957.53	\$ 772,061.36	\$ 75,000.00	\$ 725,000.00	\$ 2,366,717.44
Water Main Replacement - Tier 3 (~125 year Replace Cycle, 9.50 mi/yr) Capital and Surcharge	\$ -	\$ -	\$ -	\$ -	\$ -	\$ 1,000,000.00	\$ 2,000,000.00	\$ 3,850,000.00	\$ 4,000,000.00	\$ 10,850,000.00
Water Main Replacement - Tier 4 (~100 year Replace Cycle, 11.87 mi/yr) Capital and Surcharge	\$ -	\$ -	\$ -	\$ -	\$ -	\$ -	\$ -	\$ -	\$ -	\$ -
Tunnel Rehabilitation - Tier 2	\$ -	\$ -	\$ -	\$ 383,000.00	\$ 686,000.00	\$ 624,000.00	\$ 592,000.00	\$ 633,000.00	\$ 676,000.00	\$ 3,594,000.00
Campus Cap TBD	\$ -	\$ -	\$ -	\$ -	\$ -	\$ -	\$ -	\$ -	\$ -	\$ -
Production Division										
Production Total	\$ 16,304,000.00	\$ 5,473,000.00	\$ 2,902,000.00	\$ 5,390,000.00	\$ 11,898,000.00	\$ 11,135,000.00	\$ 4,180,000.00	\$ 4,955,000.00	\$ 5,112,000.00	\$ 67,349,000.00
Anticipated Debt/Grant Funding	\$ 12,000,000.00	\$ -	\$ -	\$ -	\$ 7,500,000.00	\$ 7,500,000.00	\$ -	\$ -	\$ -	\$ 27,000,000.00
<b>Total Revenue Funded</b>	<b>\$ 4,036,000.00</b>	<b>\$ 5,473,000.00</b>	<b>\$ 2,902,000.00</b>	<b>\$ 5,390,000.00</b>	<b>\$ 4,398,000.00</b>	<b>\$ 3,635,000.00</b>	<b>\$ 4,180,000.00</b>	<b>\$ 4,955,000.00</b>	<b>\$ 5,112,000.00</b>	<b>\$ 40,349,000.00</b>
Buildings, Structures, and Properties	\$ 45,000.00	\$ 150,000.00	\$ 1,150,000.00	\$ 230,000.00	\$ 7,500,000.00	\$ 8,850,000.00	\$ 680,000.00	\$ -	\$ -	\$ 18,605,000.00
Electrical, SCADA, and Operational Technology	\$ 357,000.00	\$ 195,000.00	\$ 240,000.00	\$ 220,000.00	\$ 695,000.00	\$ 845,000.00	\$ 1,515,000.00	\$ 685,000.00	\$ 130,000.00	\$ 4,882,000.00
Lab Operations	\$ 80,000.00	\$ 68,000.00	\$ 18,000.00	\$ 18,000.00	\$ 18,000.00	\$ 18,000.00	\$ 18,000.00	\$ 30,000.00	\$ 30,000.00	\$ 298,000.00
Raw Water Supply System	\$ 450,000.00	\$ 1,680,000.00	\$ 250,000.00	\$ 1,098,000.00	\$ 1,970,000.00	\$ 500,000.00	\$ 565,000.00	\$ 1,200,000.00	\$ 500,000.00	\$ 8,213,000.00
Treatment Processes and Equipment	\$ 1,154,000.00	\$ 1,944,000.00	\$ 369,000.00	\$ 3,569,000.00	\$ 215,000.00	\$ 40,000.00	\$ 941,000.00	\$ 1,242,000.00	\$ 1,993,000.00	\$ 11,467,000.00
Vehicles and Major Equipment	\$ 200,000.00	\$ 363,000.00	\$ 215,000.00	\$ 136,000.00	\$ 280,000.00	\$ 461,000.00	\$ 219,000.00	\$ 225,000.00	\$ 265,000.00	\$ 2,364,000.00
Comprehensive Projects	\$ 13,500,000.00	\$ 300,000.00	\$ 450,000.00	\$ -	\$ -	\$ -	\$ -	\$ 1,300,000.00	\$ 1,200,000.00	\$ 16,750,000.00
Misc. Small Capital Expenditures	\$ 110,000.00	\$ 255,000.00	\$ 78,000.00	\$ 70,000.00	\$ 70,000.00	\$ 70,000.00	\$ 70,000.00	\$ 70,000.00	\$ 70,000.00	\$ 863,000.00
Operation and Maintenance Expenses	\$ 408,000.00	\$ 518,000.00	\$ 132,000.00	\$ 49,000.00	\$ 1,150,000.00	\$ 351,000.00	\$ 172,000.00	\$ 203,000.00	\$ 924,000.00	\$ 3,907,000.00
Improvements to SCADA Data Transfer for Fridley and Vadnais Sites	\$100,000.00									\$ 100,000.00
Retire PLC D1 and move communications logic to Comms 1	\$15,000.00									\$ 15,000.00
Address Roof Leaks in Pumping Area	\$35,000.00									\$ 35,000.00
Put PLCs on VLANs	\$8,000.00									\$ 8,000.00
Address Leaks in Basement of Thickener Building	\$40,000.00									\$ 40,000.00
Decommission Centerville and Deep Lake Conduits and Structures					\$100,000.00	\$150,000.00	\$150,000.00	\$150,000.00	\$100,000.00	\$ 650,000.00
Address ceiling and wall leaks in central chemical rooms	\$40,000.00									\$ 40,000.00
Mccarron's Plant LS Pumping Study (and Overhead Crane Study)	\$30,000.00									\$ 30,000.00
Standardize SCADA Interfaces for McCarron's WTP	\$140,000.00									\$ 140,000.00
Finished Water Reservoir Rehabilitation		\$300,000.00								\$ 300,000.00
Skyway Bridge Corrosion Touchups					\$30,000.00					\$ 30,000.00
Trout Brook CO2 System Improvements		\$23,000.00								\$ 23,000.00
SCADA - Decommission Old WTP SCADA Infrastructure		\$65,000.00								\$ 65,000.00
SCADA Instrument Calibrations			\$18,000.00	\$19,000.00	\$20,000.00	\$21,000.00	\$22,000.00	\$23,000.00	\$24,000.00	\$ 147,000.00

**Production Division (cont.)**

Vadnais Building Repairs (Stucco & Windows)		\$100,000.00								\$ 100,000.00
Standardize SCADA Interfaces for Pump Operators						\$ 150,000.00				\$ 150,000.00
Re-Program Pump Stations to Remove Code Locks			\$105,000.00							\$ 105,000.00
Improve Comms. From Wells to WTP			\$9,000.00							\$ 9,000.00
Zebra Mussel Cleanouts		\$ 30,000.00		\$ 30,000.00		\$ 30,000.00		\$ 30,000.00		\$ 120,000.00
Sludge Lagoon Dredging (2029 and 2033)					\$ 1,000,000.00				\$ 800,000.00	\$ 1,800,000.00