



Saint Paul Heritage Preservation Commission



November 16, 2017

524-526 Portland Ave.
J.R. Hudson House



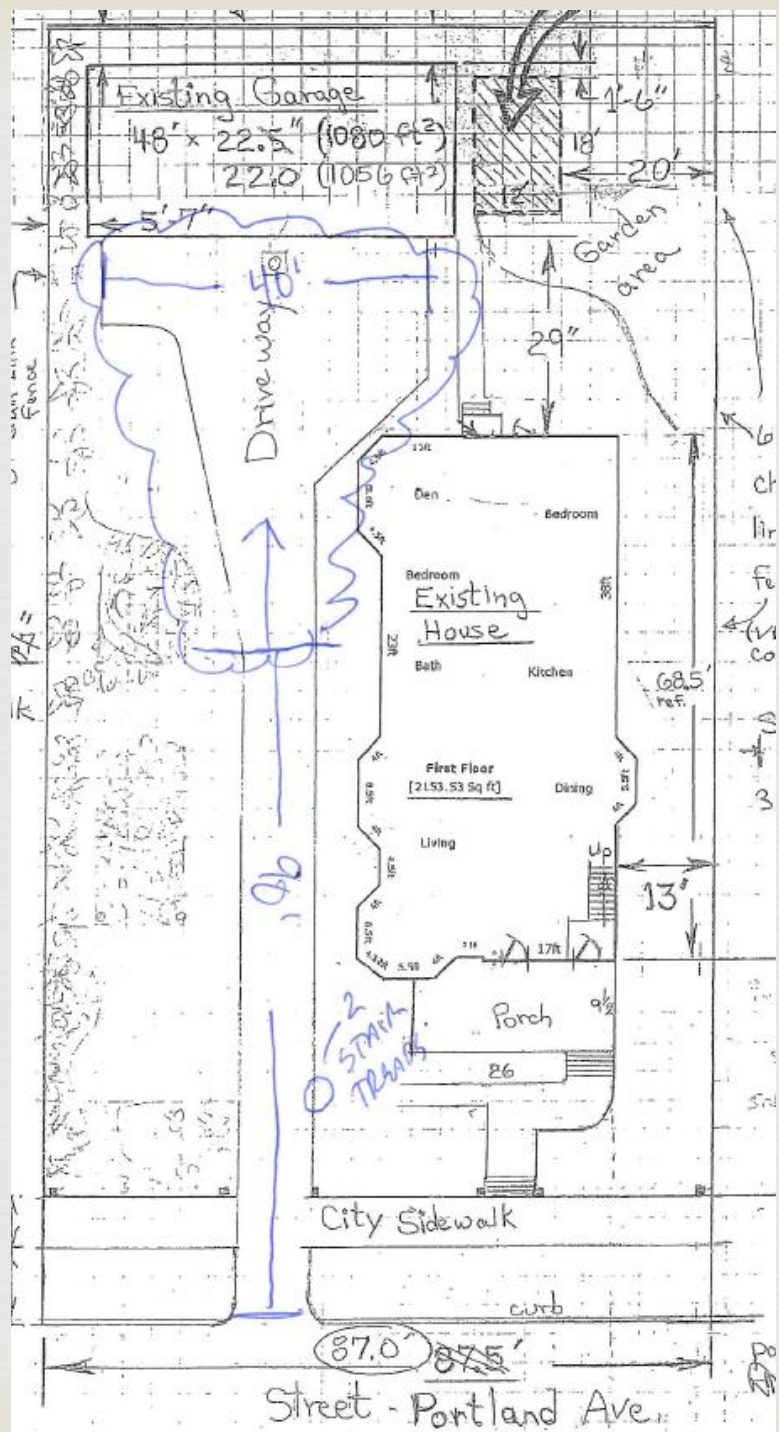
Stamped Concrete Driveway





Rear Driveway Completed October

New Concrete
2017
10/20/17



	90' of Driveway, Walkway with Steps	3 Panels of Sidewalk	Curb-Cut Apron
Official Application	Concrete stamped and tinted red with herringbone pattern with stamped solider course boarder	Concrete as per City code	Concrete scored with carriage lines every 8" and a concrete boarder
Alternate Version A	Concrete stamped and tinted red with herringbone pattern with stamped solider course boarder	Concrete as per City code	Concrete scored with carriage lines every 8" and a tinted red stamped solider course boarder
Alternate Version B	Concrete stamped and tinted red with herringbone pattern with stamped solider course boarder	Concrete as per City code	Tinted red concrete stamped with herringbone pattern with stamped solider course boarder
Alternate Version C	Concrete stamped and tinted red with herringbone pattern with stamped solider course boarder	Concrete as per City code	Smooth concrete and a concrete boarder





Future
Steps

(Total rise
= 13-14 in.)

Sidewalk










Stamped Concrete



Brick Pavers

	90' of Driveway, Walkway with Steps	3 Panels of Sidewalk	Curb-Cut Apron
Official Application	Concrete stamped and tinted red with herringbone pattern with stamped soldier course boarder	Concrete as per City code	Concrete scored with carriage lines every 8" and a concrete boarder
Alternate Version A	Concrete stamped and tinted red with herringbone pattern with stamped soldier course boarder	Concrete as per City code	Concrete scored with carriage lines every 8" and a tinted red stamped soldier course boarder
Alternate Version B	Concrete stamped and tinted red with herringbone pattern with stamped soldier course boarder	Concrete as per City code	Tinted red concrete stamped with herringbone pattern with stamped soldier course boarder
Alternate Version C	Concrete stamped and tinted red with herringbone pattern with stamped soldier course boarder	Concrete as per City code	Smooth concrete and a concrete boarder

A photograph showing a paved sidewalk leading towards a garage. The sidewalk is made of rectangular pavers and is scattered with fallen leaves. The garage is visible in the background, partially obscured by trees. A handwritten note is overlaid on the left side of the image.

Note: driveway
pattern continued
over sidewalk



Note: Old Brick
That came
with property

Garden Brick
Front -(looking N.)



Note use of bricks
between sidewalk & curb
by neighbors

55Q Portland

A photograph of a brick path leading through a garden. The path is made of reddish-brown bricks and is flanked by lush greenery and trees. In the foreground, there are two large, dark, ornate metal pillars that appear to be part of a gate or fence. Handwritten signs are placed throughout the scene: one on the left pointing towards the path, one on the right pointing away from the path, one on the left side of the path, and one at the bottom left corner. The background shows a dense line of tall, thin evergreen trees.

My
House

Rear
of my
Garage

In heart of
Victorian:
Brick + Gardens

Private Victorian Gardens
West of 495 Summit
Notice Brick Landscaping

National
Recognition

Brick Steps Issue:
Hopefully put to rest.

This is just 5 buildings
West of the Meyer's
(just down the block)

500-560 Portland (Row house)
Bld designed and lived in
By Cass Gilbert.



506 Portland

Note: Brick Steps

Note: Pattern
Same as
proposed driveway

Across Street
(Houses East)

~4 x 8 Portland Av.
Installed within last
12 months

H
for S




466 Portland (1bk East)
Note: Brick steps




Stamped Concrete Driveway →
(Slate Tiles approved -
(Questional
Victorian selection)

12 Summit Court - Directly Behind
Livingston-Briggs house the
oldest house within HPC



Note:
Rovers go to
curb

321-329 Summit



Alley

Driveway

Alley

Driveway approach is brick

Curb

278 Virginia

Brick Street



Public Alley ↑
Private driveway ↓

179 Virginia



Brick Driveway →

113 Virginia



Private
Brick
Driveway


↑
↓ Maiden
Lane

260 Maiden
Ln



201-289
Laurel

View ↑
Toward
Laurel



Brick from curb
through sidewalk
to driveway

295-97
Reilly
now Horse
Laurel



Maiden Ln

251-283
Maiden Ln

Private
Brick
driveway



1162-1218
Summit Ave

Example of Stamped Concrete
(will do better - see examples)



1484 Summit
Example: stamped concrete




More Brick
325 Laurel Ave

Note Brick ↗
Driveway

481 Virginia






1390 Summit

Brick Herringbone
pattern - similar
to my proposal

261-279 5th Street East
Rayette Building



Master Sign Plan



Address



Tenant



Tenant



Tenant



Blade



Tenant



PROPOSED CHANGES

