

# Saint Paul Inspiring Communities Program



**UPDATE PRESENTATION TO  
HOUSING AND  
REDEVELOPMENT AUTHORITY  
NOVEMBER 12, 2015**

**JOE MUSOLF  
DEPARTMENT OF PLANNING AND  
ECONOMIC DEVELOPMENT**



**SAINTPAULMINNESOTA** The most livable city in America.

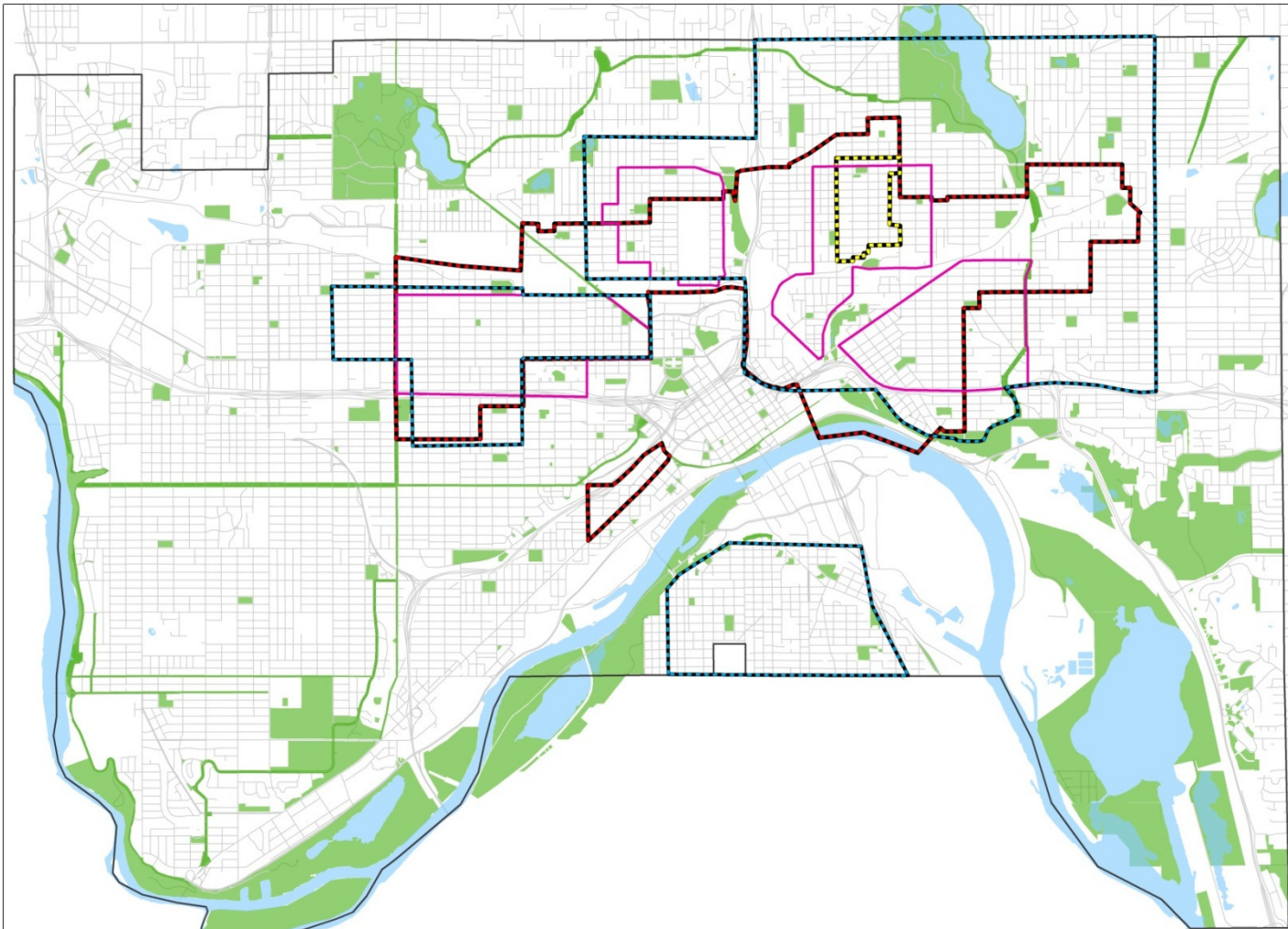


# Inspiring Communities Update



- First quarterly update on April 8<sup>th</sup> included a comprehensive program overview
- Second quarterly update on July 22<sup>nd</sup> included a review of activity and progress to date





## ISP, NSP1, NSP2, NSP3 Geographies

June 22, 2011



**SAINTPAULMINNESOTA** The most livable city in America.

# Inspiring Communities Goals



- Stimulate market to “preserve, grow & sustain” neighborhoods
- Use inventory as a catalyst for neighborhood transformation
- Create programs that leverage investment in weak and/or borderline markets
- Meet our legal obligations and reduce holding costs
- Standardize the HRA’s disposition policy with clearly understood procedures and application process

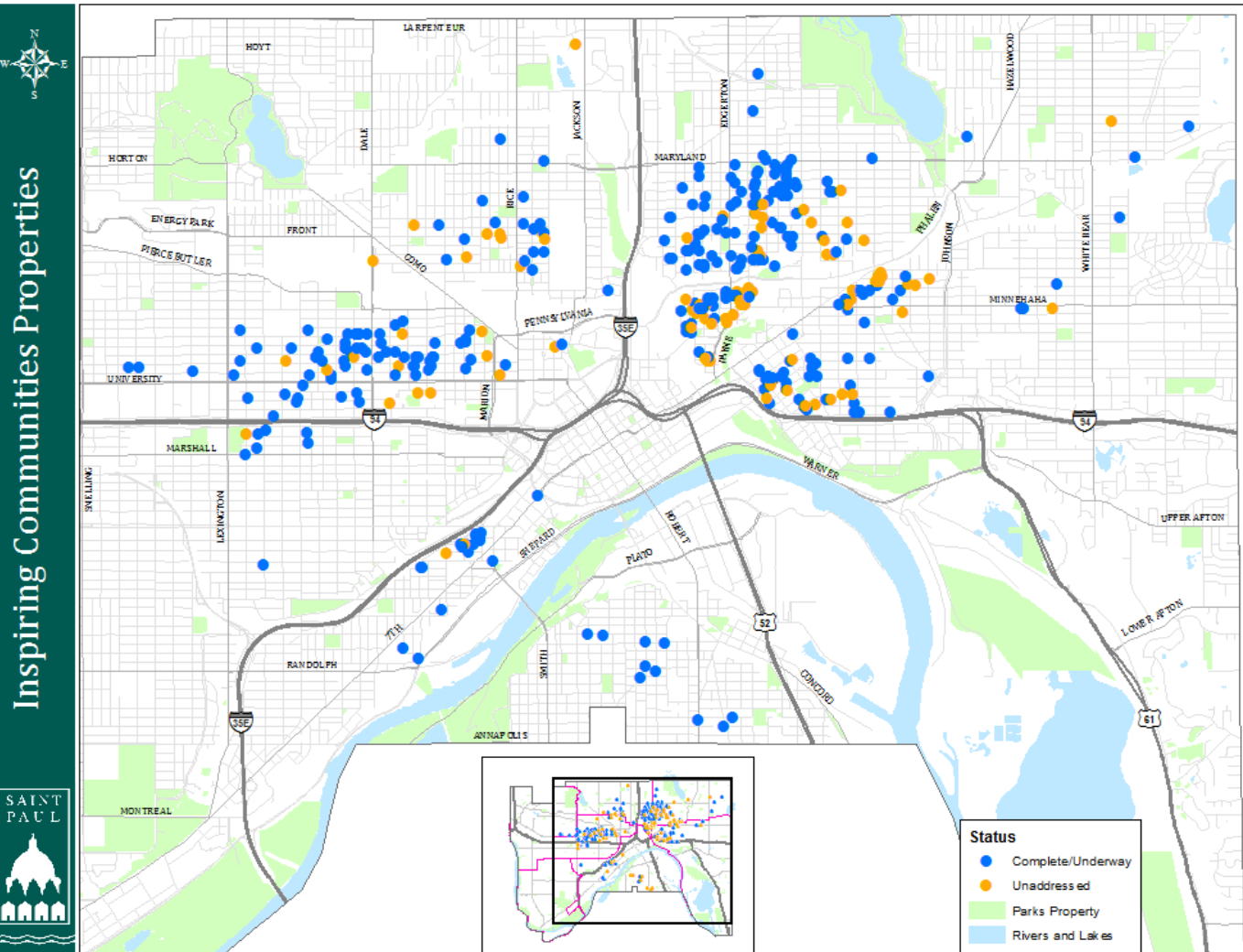
# Accomplishments to Date



- 391 properties (1-4 unit) total in our ISP-NSP-IC work
- 296 properties are underway or complete
  - ✦ 93 Underway – construction, marketing, preparing to close
  - ✦ 203 Complete – rehab, new construction or conveyance
- Result: housing unit, splinter parcel or vacant land sale
- 95 properties still to be addressed







Source: Saint Paul Department of Planning and Economic Development, Parks



# Demographic Data



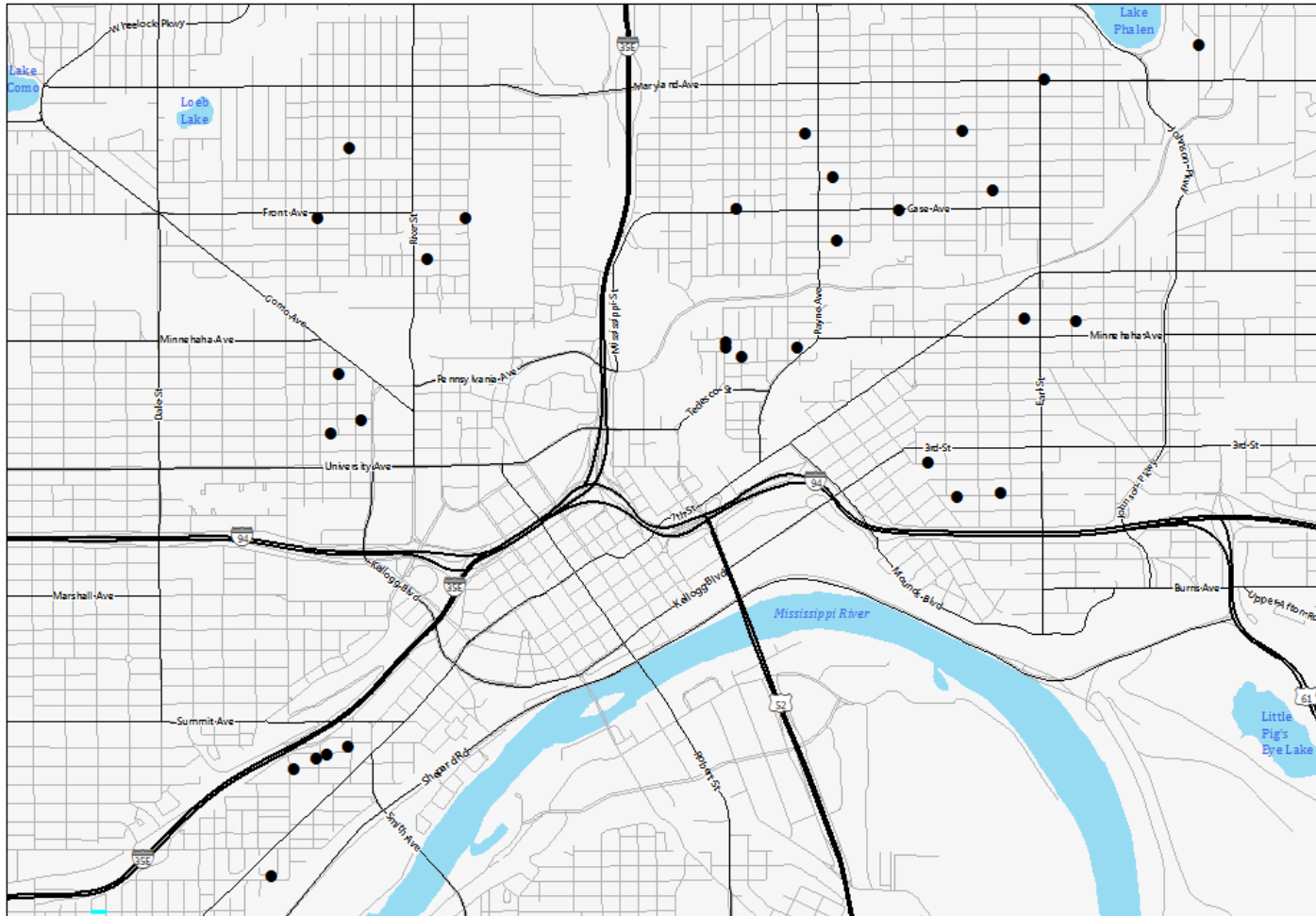
	OWNERSHIP		RENTAL	
	IC Homes	Saint Paul	IC Homes	Saint Paul
<b>Average Income</b>	<b>\$52,166</b>		<b>\$21,545</b>	
<b>Female Head of Household</b>	<b>35%</b>	36%	<b>81%</b>	64%
<b>Average Household Size</b>	<b>3.1</b>	2.65	<b>4</b>	2.33
<b>Area Median Income</b>		\$75,488		\$29,935
< 30%	<b>2%</b>		<b>15%</b>	
30-50%	<b>34%</b>		<b>83%</b>	
50-80%	<b>15%</b>		-	
80-120%	<b>48%</b>		-	
<b>Race</b>				
Black/African American	<b>31%</b>	6%	<b>60%</b>	24.1%
Asian	<b>14%</b>	8.4%	<b>17%</b>	14.1%
Native Hawaiian/Pacific Islander	<b>2%</b>	0.3%	-	0.1%
American Indian/Alaskan Native	<b>2%</b>	0.7%	<b>2%</b>	1.6%
White/Caucasian	<b>51%</b>	82.5%	<b>21%</b>	54.3%
Other	-	2.4%	-	5.9%
<b>Hispanic</b>	<b>9%</b>	33%	<b>2%</b>	67%
<b>Previous Renter</b>	<b>82%</b>	-	-	-
<b>Previous St. Paul Resident</b>	<b>60%</b>	-	-	-

# 2015 Request for Proposals



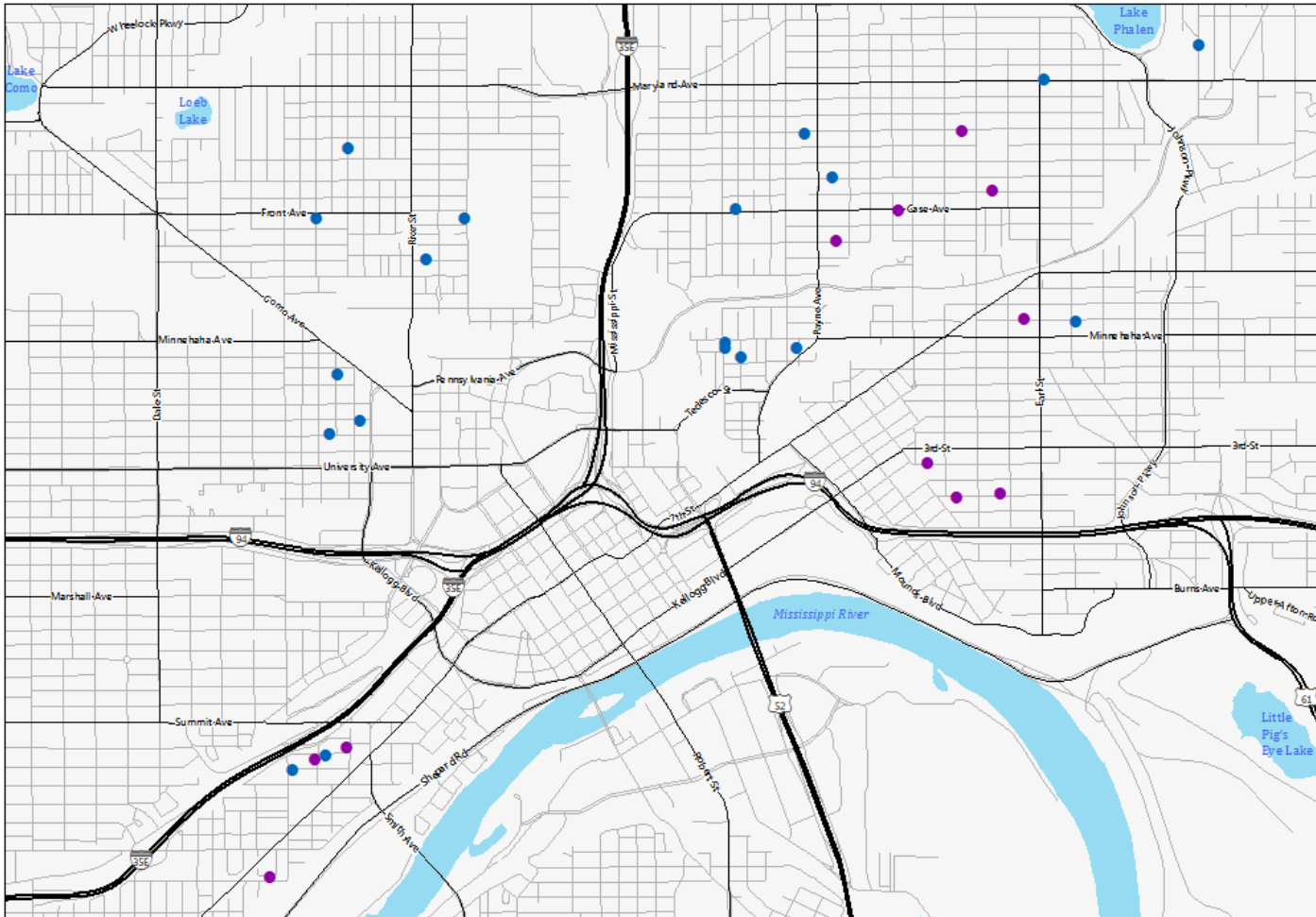
- 30 properties released (11 houses and 11 lots)
- 20 proposals have been recommended for funding (8 houses and 12 lots)
- Gross subsidy: \$2,268,876 (avg. \$113,443 per unit)
- Net subsidy: \$1,831,552 (avg. \$91,577 per unit)





 **Inspiring Communities**  
 ● 2015 RFP Properties



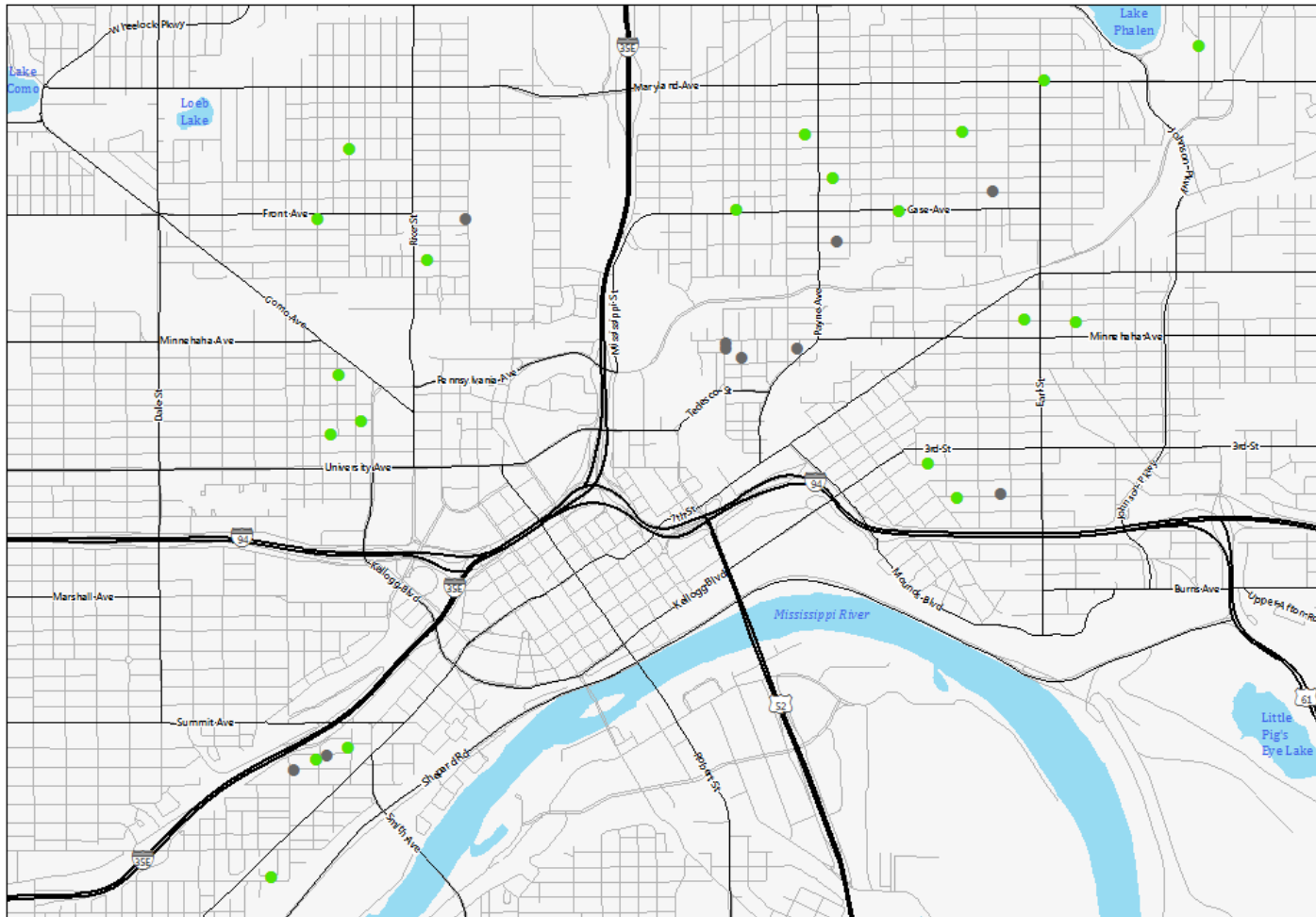


### Inspiring Communities

- Lots
- Houses



**SAINTPAULMINNESOTA** The most livable city in America.



### Inspiring Communities

- 2015 RFP Properties
- Recommended for Funding



# 694-696 4<sup>th</sup> Street East

