

**From:** McDonough, Amy G. <amcdonough@stthomas.edu>

**Sent:** Wednesday, May 22, 2024 3:42 PM

**To:** #CI-StPaul\_Ward1 <Ward1@ci.stpaul.mn.us>; Jon Berry <Jon.Berry@ci.stpaul.mn.us>; Anika Bowie <Anika.Bowie@ci.stpaul.mn.us>

**Cc:** Benner, Jerome B. <benn4233@stthomas.edu>

**Subject:** University of St. Thomas - Economic Impact Report

**Think Before You Click:** This email originated **outside** our organization.

Dear Councilmember Bowie and Jon-

I am writing to share with you a recent report released by St. Thomas that summarizes the economic and community benefits that stem from our presence and activity.

In the attached cover letter from President Rob Vischer, he points out the specific ways that St. Thomas positively impacts Saint Paul.

St. Thomas is a proud anchor institution in our beloved city and wants to be a partner with you in helping all members of the Saint Paul community thrive. We look forward to working with you.

Thank you for your service to the city.

**Amy Gromer McDonough**

Chief of Staff

Office of the President

(651) 399-9966

**University of St. Thomas MN** | [stthomas.edu](http://stthomas.edu)

University of St. Thomas : All for the Common Good





UNIVERSITY OF

**St. Thomas**<sup>®</sup>

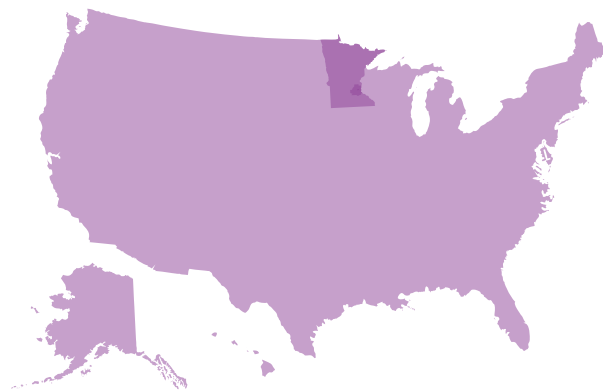
**Economic and Community Impact Report**

***All for the Common Good***

# University of St. Thomas Economic Impact: Highlights

The University of St. Thomas drives the local and regional economy through its academic programs and economic and workforce development initiatives.<sup>1</sup> University operations and spending, along with spending by faculty, staff, students and visitors generated more than **\$1.2 billion** nationally in FY23, with **\$810.5 million** of this impact remaining in the Twin Cities and nearly **\$498.8 million** in the City of Saint Paul. The university's impact on its local neighborhood is also significant with nearly **\$124.7 million** generated with local businesses from faculty, staff, students and visitors.

Beyond the impact of university operations, St. Thomas nurtures an entrepreneurial spirit and stimulates workforce innovation and expansion, thereby driving additional economic development and prosperity within the Twin Cities and beyond. St. Thomas graduates are influential in various sectors across the region, enhancing the university's economic reach and reinforcing its role in shaping the regional workforce. St. Thomas's economic influence is profound, extending from workforce development and job creation to fostering enterprise and extending the professional impact of its alumni, thereby enriching the socio-economic fabric of the local, regional, and statewide economy.



## NATIONAL IMPACT

**\$1.2 billion**  
generated in economic impact

**8,813 jobs**  
supported and sustained

**\$75.6 million**  
generated in state and local taxes



## STATE OF MINNESOTA IMPACT

**\$997.6 million**  
generated in economic impact

**7,050 jobs**  
supported and sustained

**\$60.6 million**  
generated in state and local taxes



## TWIN CITIES IMPACT<sup>2</sup>

**\$810.5 million**  
generated in economic impact

**5,728 jobs**  
supported and sustained

**\$39.4 million**  
generated in state and local taxes



## CITY OF SAINT PAUL IMPACT

**\$498.8 million**  
generated in economic impact

**3,525 jobs**  
supported and sustained

**\$24.2 million**  
generated in state and local taxes



## LOCAL NEIGHBORHOOD IMPACT<sup>3</sup>

**\$124.7 million**  
generated in economic impact

**881 jobs**  
supported and sustained

<sup>1</sup> This study provides economic impact findings based on multiple geographies, including the United States, State of Minnesota, Twin Cities MSA, the City of Saint Paul, and Local neighborhoods in Saint Paul in close proximity to the university.

<sup>2</sup> The Twin Cities metro area includes seven counties of Anoka, Carver, Dakota, Hennepin, Ramsey, Scott, and Washington.

<sup>3</sup> The Local Neighborhood includes, Union Park and Macalester-Groveland neighborhoods, where the campus is located. The Local Neighborhood zip codes include 55102, 55105, and 55116.



## ATHLETICS

**\$77.7 million**

in economic impact from St. Thomas Athletics

**480 jobs**

supported and sustained by St. Thomas Athletics

**\$5.6 million**

in state and local taxes generated by St. Thomas Athletics

Note: These benefits are included in the **\$997.6 billion** annual impact that St. Thomas generates for the state of Minnesota.



## CHARITABLE GIVING AND VOLUNTEERISM FROM STAFF, FACULTY, AND STUDENTS

**\$13.5 million**

in charitable giving and volunteer time

**\$3.7 million**

donated to local charitable organizations

**\$9.8 million**

in value of volunteer time

Note: These benefits are in addition to the **\$1.2 billion** annual impact that St. Thomas generates for the state of Minnesota.



## ALUMNI IMPACT IN THE STATE OF MINNESOTA

**86,888 alumni**

living and working in Minnesota

**\$2.4 billion in extra income<sup>4</sup>**

is generated by working alumni in Minnesota annually

Note: These benefits are in addition to the **\$1.2 billion** annual impact that St. Thomas generates for the state of Minnesota.

**St. Thomas serves as an economic engine in the City of Saint Paul, the Twin Cities, and throughout the state, generating significant economic impact.**

<sup>4</sup> Based on additional earnings of \$28,105 annually by persons with a college degree. U.S. Bureau of Labor Statistics (2022).

# Table of Contents

<b>About University of St. Thomas</b> .....	5
<b>Study Overview</b> .....	7
<b>St. Thomas is an Economic Driver</b> .....	11
<b>St. Thomas is a Driver in Local Workforce Development</b> .....	12
<b>St. Thomas Graduates Impact the Economy</b> .....	13
<b>Economic Impact on the United States</b> .....	14
<b>Economic Impact on Minnesota</b> .....	15
<b>Economic Impact on The Twin Cities</b> .....	16
<b>Economic Impact on The City of Saint Paul</b> .....	17
<b>Economic Impact on The Local Neighborhood</b> .....	18
<b>Athletics Attracts Impacts on the Region</b> .....	19
<b>St. Thomas is Rooted in the Community</b> .....	22
<b>Appendix A: Definition of Terms</b> .....	25
<b>Appendix B: Technical Appendix</b> .....	26
<b>Appendix C: FAQs Regarding Economic Impact Assessment</b> .....	29
<b>Appendix D: Tripp Umbach Qualifications</b> .....	30





## About University of St. Thomas

As the largest private university in Minnesota and one of the nation’s leading Catholic institutions, St. Thomas cultivates future leaders from diverse backgrounds who make a positive global impact. Rooted in the community, St. Thomas actively participates in its community, making meaningful contributions that align with its mission “All for the Common Good.” With more than 9,000 students and eight schools and colleges, the university educates students to be morally responsible leaders who think critically and work skillfully to advance the common good.

With campuses in Saint Paul, Minneapolis and Rome, Italy, St. Thomas offers a diverse array of undergraduate, graduate, and professional programs across disciplines, empowering students to explore their passions and develop the skills needed for success in an ever-changing world. Innovation and adapting to serve the needs of community stakeholders, employers and public sector partners are embedded in the culture at St. Thomas. Recognition in the top 25 Entrepreneurship Undergraduate Programs nationally,<sup>5</sup> underscores the university’s culture of generating economic and social value in its local community.



<sup>5</sup> The Princeton Review, 2023.



Beyond the classroom, St. Thomas fosters a vibrant and inclusive community where students are encouraged to engage in service, leadership, and personal growth. Guided by Catholic values and a dedication to social justice, St. Thomas prepares students to lead lives of purpose, integrity, and compassion, making a positive impact in their professions and communities alike.

This report underscores St. Thomas' pivotal role in generating economic impact, advancing workforce development, fostering athletic excellence, and promoting community service. These efforts enhance the well-being of individuals within the university's neighborhoods and Twin Cities region while also positively impacting the economic landscape.

**St. Thomas provides students with a transformative educational experience rooted in Catholic values, academic excellence, and community engagement.**



- **3** CAMPUSES
- **9,000+** STUDENTS
- **1,500+** FACULTY & STAFF
- **117,000+** ALUMNI
- **8** SCHOOLS & COLLEGES
- **150+** UNDERGRADUATE MAJORS & MINORS
- **55+** GRADUATE DEGREE PROGRAMS

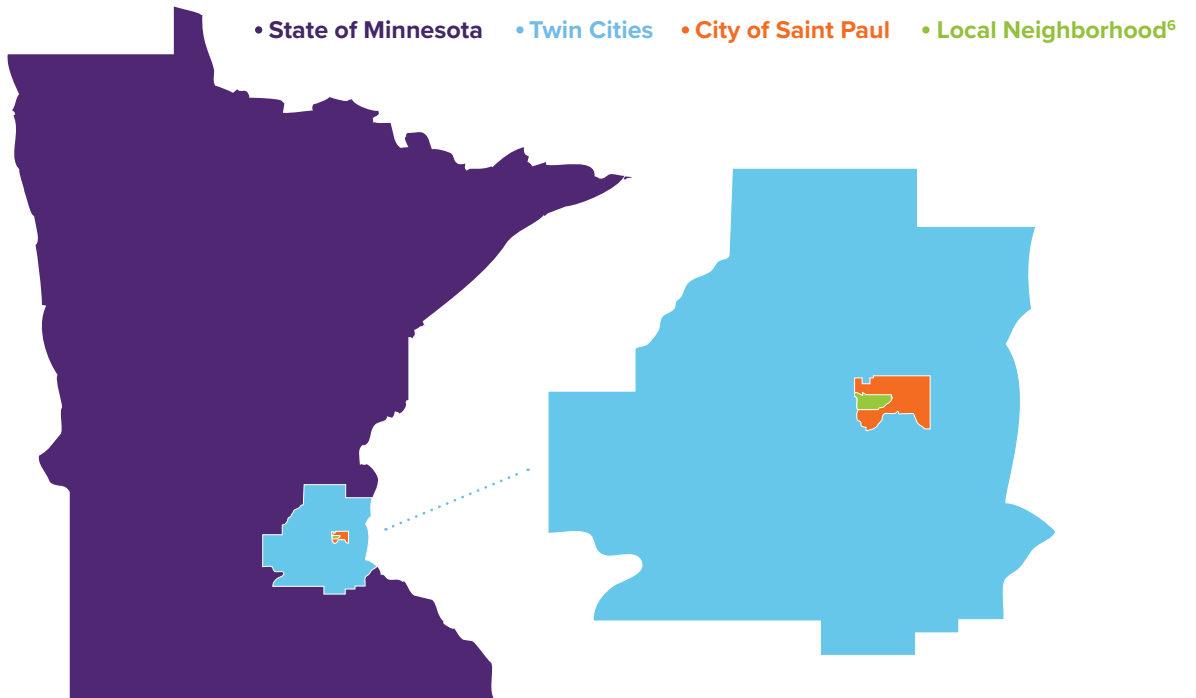
# Study Overview

In 2023, St. Thomas engaged Tripp Umbach to assess the economic impact generated by university operations and expenditures across various geographies, including the United States, the state of Minnesota, the Twin Cities, the City of Saint Paul, and the Local Neighborhood. This report evaluates the direct and indirect economic effects of St. Thomas operations for fiscal year 2023 (FY23), with detailed analyses of the athletics program and alumni contributions included in the study.

These impacts fall within the following categories:

- Business volume impacts (analysis includes a collection of information regarding capital expenditures, operational expenditures, salary data, and state and regional business volumes).
- The direct, indirect, and induced employment impacts of St. Thomas.
- The government revenue impact of St. Thomas at the state and local levels.
- Economic impact of student, staff and faculty spending.
- Economic impact of tourism and visitor spending on activities such as intercollegiate athletics, campus visits, conferences, and meetings.
- The impact of St. Thomas alumni on the economy (wage premiums, job creation, etc.).
- The impact of volunteerism and charitable giving fulfills the mission of St. Thomas.

The impact analysis for St. Thomas was conducted to measure the economic, employment, and tax impacts of the university within the following geographies:



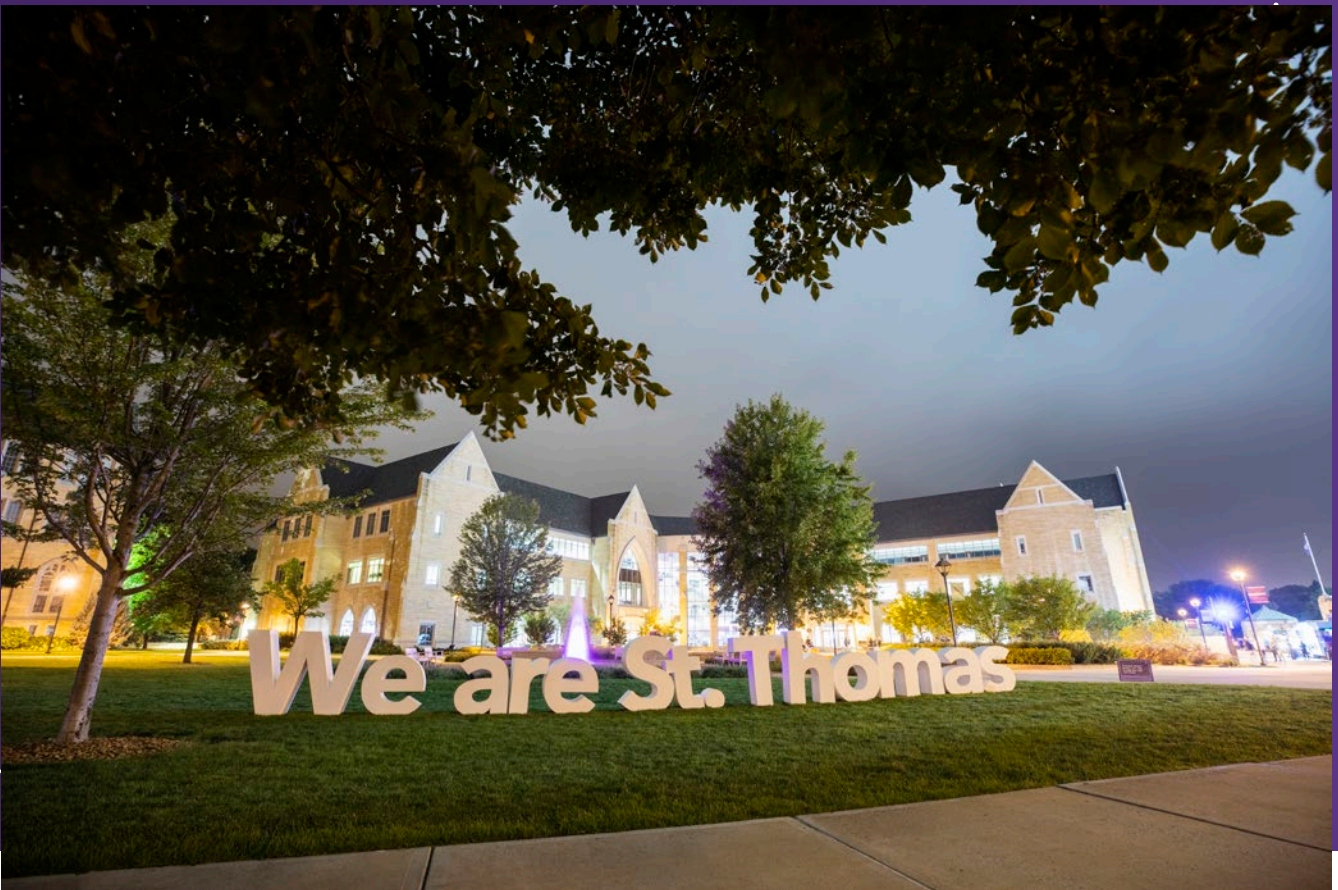
<sup>6</sup> The Local Neighborhood includes, Union Park and Macalester-Groveland neighborhoods, where the campus is located. The Local Neighborhood zip codes include 55102, 55105, and 55116.



## Economic Impact Methodology

The methodology employed in the calculation of these impacts is IMPLAN.<sup>7</sup> Primary data utilized to conduct the analysis was collected directly from St. Thomas. Data included capital expenditures (five-year average), operational expenditures, employment headcounts, payroll and benefits, taxes, visitation numbers for events on campus and number of students and proportions of students who live on and off campus to accurately measure their spending in the local area, and event information for FY23.<sup>8</sup>

Tripp Umbach used secondary data and the firm's benchmarking databases (developed over 30 years from experience with hundreds of similar studies) to estimate spending by visitors to the university, conferences and meetings, and athletics events and the value of donations and volunteerism by students, faculty, and staff.



<sup>7</sup> Minnesota IMPLAN Group Inc. (MIG) is the corporation responsible for producing IMPLAN (IMpact analysis for PLANning) data and software. IMPLAN is a micro-computer-based, input-output modeling system. With IMPLAN, one can estimate Input-Output models of up to 528 sectors for any region consisting of one or more counties. IMPLAN includes procedures for generating multipliers and estimating impacts by applying final demand changes to the model.

<sup>8</sup> FY23 represents the period from July 1, 2022, to July 30, 2023.

The economic impact values presented in this report are generated by direct, indirect, and induced operational spending; capital spending; payroll; visitor spending; and student spending throughout each geography.



The multipliers used in this study were derived from the IMPLAN software. Tripp Umbach’s approach to economic impact analysis is conservative by utilizing the industry standard software, IMPLAN, to conduct the impact analysis and using conservative assumptions for individual spending patterns. Tripp Umbach bases assumptions of spending on federal per diem rates.

Total economic impact measures the dollars that St. Thomas’ presence generates within the geographies listed above. This includes spending on goods and services with vendors; its faculty, staff, students, and visitors; and the business volume generated by businesses within the regions and the state that benefit from St. Thomas’ spending.

It is important to remember that not all dollars a university spends remain in its home neighborhood, state, or multi-state region. Dollars that go out of the defined geographies to out-of-state vendors are not included in the university’s economic impact on the given geography.



## Community Benefit Analysis

St. Thomas faculty, staff, and students engage with the community on their own time and in their own ways throughout each year. These efforts come in the form of volunteer hours, financial donations, and other community engagements. Community benefits provided in this report outline two forms of impact: monetary donations made by employees and students to local non-profits and volunteer hours, which have been assigned a monetary value.<sup>9</sup>

St. Thomas' overall impact on Minnesota goes beyond the economic outcomes analysis that is this report's primary focus. The broader impact is acknowledged but not comprehensively documented in this report.

For further information on impact terms and frequently asked questions related to economic impact analyses, please see Appendices A and B.

<sup>9</sup> Tripp Umbach has conducted survey research to estimate the amount of monetary donations students, staff, and faculty will spend in a year. This amount differs per individual but ranges from \$500 to \$700. Tripp Umbach also understands that not all individuals donate; therefore, this is adjusted as well. The value of a volunteer hour has been quantified by Independent Sector to be approximately \$34.47 per hour in the state of Minnesota. Tripp Umbach utilized this value with the understanding (also from survey research) of the average number of hours faculty, staff, and students engage in volunteer activities (estimated 100 hours per year, for 50% of the employees and students).



## St. Thomas is an Economic Driver

St. Thomas serves as an economic driver in the Twin Cities, City of Saint Paul, and its Local Neighborhood as outlined below:

- **Driver in Local Workforce Development:** St. Thomas serves as a catalyst for economic development, attracting businesses, entrepreneurs, and investors to the area. The vibrant economic ecosystem surrounding St. Thomas fosters innovation, entrepreneurship, and job creation.
- **Graduates Impact the Economy:** St. Thomas fills critical workforce gaps in Minnesota and has innovated to provide engineers, data scientists, entrepreneurs, health care providers and others to meet society's needs.
- **Local Economic Driver:** St. Thomas' sourcing of goods and services from local businesses injects vitality into the community, spurring economic activity and supporting local enterprises.
- **Major Employment Hub:** St. Thomas, as a significant employer, offers a wealth of job opportunities to faculty, staff, and support personnel, bolstering local employment rates and fostering economic stability.
- **Local Tax Generator:** St. Thomas is a significant contributor to the state and local tax base, by generating substantial payroll taxes. This includes taxes on wages, salaries, and benefits provided to faculty, staff, and administrators. Economic activity generated by St. Thomas, including spending by students, faculty, staff, and visitors, also contributes sales tax revenue to local governments.
- **Athletics Impact:** St. Thomas Athletics draws visitors, who support the local economy by spending on lodging, dining, entertainment, and various goods and services. In addition, with the move to a Division I program; St. Thomas' development of the Lee and Penny Anderson Arena will generate additional economic impact through the construction period and beyond.
- **Rooted in the Community:** St. Thomas actively participates in its community, making meaningful contributions that align with its mission. St. Thomas offers opportunities for faculty, staff, and students to engage in institutional partnerships, programs, and service-learning projects that contribute to the betterment of their communities.

As St. Thomas strengthens its connections with the community, its positive economic influence continues to grow, contributing to economic advancement and prosperity in the area. The following analysis highlights St. Thomas' vital role in generating economic impact, promoting workforce development, and influencing tax impacts for the state of Minnesota, the Twin Cities, the City of Saint Paul, and local neighborhoods. These efforts enhance the quality of life of individuals within these geographies while positively shaping the community development landscape.

## St. Thomas is a Driver in Local Workforce Development

St. Thomas is meeting the workforce needs of companies and organizations in the Twin Cities by preparing graduates to tackle the challenges of today's world. The university offers a diverse range of educational programs tailored to address the demands of the region. These programs include certificate courses, workshops, and seminars in high-demand fields such as healthcare, technology, and business. Through collaborations with local businesses and organizations, St. Thomas ensures that its curriculum stays in sync with workforce requirements, providing students with practical skills that directly match local job opportunities.

Through partnerships with community stakeholders, Fortune 500 companies, and an alumni network exceeding 115,000 individuals, St. Thomas facilitates student connections with internships and full-time employment opportunities. These internships not only offer students invaluable real-world experience but also contribute to the local workforce, establishing a talent pipeline that addresses the specific needs of the community's job market.

In addition, St. Thomas hosts a range of workshops, incubators, and business development programs aimed at supporting aspiring entrepreneurs and small business owners in the local community. By nurturing local enterprises, the university contributes to economic growth, job creation, and community vibrancy. With all classes taught by faculty members, and 95% of graduates employed or in graduate school within one year of graduation, St. Thomas boasts an impressive track record. Notably, 80% of the top public companies in Minnesota actively recruit St. Thomas students, underscoring the university's reputation as a talent hub for the region.

In 2023, the U.S. Census Bureau released Post-Secondary Employment Outcomes data, which featured insights into the earnings of undergraduate alumni from participating postsecondary institutions. This study included all Minnesota private colleges, Minnesota State, and University of Minnesota institutions. **The data disclosed alumni earnings five years post-graduation, revealing that St. Thomas had a median earnings of \$62,865, underscoring the value employers place on a St. Thomas education. St. Thomas median earnings of \$62,865 compares favorably to the national average of \$54,483 for all college graduates.**

**St. Thomas is supplying the workforce necessary for today and for the future, meeting the evolving needs of local employers and of the world.**

## St. Thomas Graduates Impact the Economy

St. Thomas plays a vital role as a talent generator for the state of Minnesota and the Twin Cities, supplying companies with students equipped with 21st-century skills and hands-on learning experiences. Serving as a talent magnet, St. Thomas attracts high-achieving students across diverse disciplines, a significant portion of whom choose to remain in Minnesota post-graduation. The students who graduate from St. Thomas each year play a crucial role in meeting the workforce requirements of the state. Approximately 75% of these graduates opt to stay in Minnesota, making substantial contributions to the state's economy and enhancing the region's economic vitality.

The Twin Cities host headquarters for 15 Fortune 500 companies, such as 3M, Target, Cargill, Best Buy, Ecolab, UnitedHealth Group, and General Mills. Minnesota's prominence in healthcare is evidenced by its concentration of digital health startups, major medical device manufacturers, leading health insurers, and healthcare-related nonprofits. Among the top employers of St. Thomas graduates in Minnesota are US Bank, UnitedHealthcare/UnitedHealth Group, Target, Medtronic, EY, Deloitte, SPS Commerce, and Best Buy. Key industries in the state include accounting (6.6%), engineering and construction (5.0%), financial services (9.9%), healthcare (9.9%), and insurance (6.6%).



**St. Thomas alumni hold positions at numerous companies and organizations in the region and beyond, including alumni who serve as executives and employees at all 15 Minnesota Fortune 500 companies.**

### Alumni in the United States

- **117,416 alumni** living and working in the United States
- **\$3.3 billion** in additional earnings generated by working alumni in the United States annually<sup>10</sup>

### Alumni in Minnesota

- **86,888 alumni** living and working in Minnesota
- **\$2.4 billion** in additional earnings generated by working alumni in Minnesota annually<sup>11</sup>

<sup>10</sup> Based on additional earnings of \$28,105 annually by persons with a college degree. U.S. Bureau of Labor Statistics (2022).

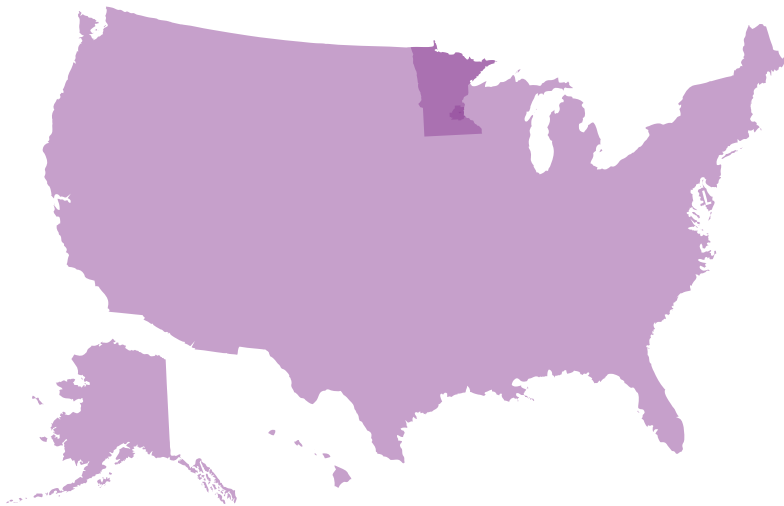
<sup>11</sup> Ibid.

# St. Thomas Economic Impact on the United States

During FY23, St. Thomas' direct expenditures, alongside the indirect and induced effects of funds circulating nationwide, generated an overall economic impact of **\$1.2 billion** across the United States. This figure comprises \$320.2 million in direct impact and \$879.8 million in indirect and induced impacts. The university's economic impact is driven by spending on construction, operations, faculty employees, and technology resources to provide high quality education to its students. Operational spending on food service, facility maintenance, information technology, contracts with professional service providers equaled \$320.2 million in FY23. These direct expenditures result in the re-spending by organizations who do business with St. Thomas, resulting in additional dollars circulating in the economy. For every \$1 in direct impact, the U.S. economy benefits from an additional \$3.75 economic expansion.

In the same fiscal year, St. Thomas supported a total of **8,813 jobs** across the country, Spending in FY23 generated by the university, its students, and the university's 2,560 employees generated an additional 6,253 jobs nationally across various sectors. These positions, encompassing full-time and part-time roles, extend beyond university employment to contractors, vendors, and temporary agency employees who do work for the University. These jobs stemming from spending of students, faculty, staff and visitors are in hotels, real estate, restaurants, banks, and office supply organizations, to name just a few. For every one person directly employed by St. Thomas in FY23, more than three additional jobs were supported nationally as a result of St. Thomas.

Nationally, state and local taxes generated related to St. Thomas' presence totaled **\$75.6 million** in FY23. These total impact figures incorporate local taxes paid by St. Thomas employees, taxes paid by companies conducting business with the university, and taxes paid by hotels, restaurants, retail, convenience stores, bookstores, and other businesses that cater to students, faculty, staff, and university visitors. Total taxes generated also include retail property taxes paid by faculty, staff, and students on both purchased and rental properties. IMPLAN analysis captures all taxes paid to local and statewide municipalities in categories such as sales, property, income, and special use taxes and fees (please see Methodology section below for greater detail).



## NATIONAL IMPACT

**\$1.2 billion**  
generated in economic impact

**8,813 jobs**  
supported and sustained

**\$75.6 million**  
generated in state and local taxes

# St. Thomas Impact on Minnesota

## Economic Impact

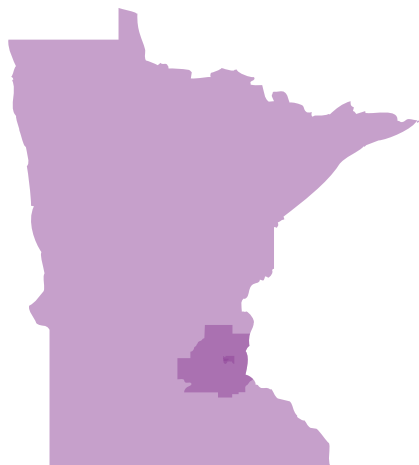
St. Thomas plays a vital role in driving substantial economic value in Minnesota. In FY23, the university contributed **\$997.6 million** to the state's economy. This comprehensive figure includes direct spending of \$157.4 million, as well as additional spending by faculty, staff, students and visitors resulted in additional indirect spending resulting from the university's presence, amounting to \$840.2 million. Spending by the university and its faculty, staff, students, and out of state visitors that remains in the State of Minnesota generates significant levels of re-spending in the state economy from companies that expand to meet the extra demand provided by St. Thomas and its students, faculty, staff, and visitors. For every dollar directly spent by St. Thomas in Minnesota \$6.34 in addition spending was generated in the state's economy (please see Appendix B for greater detail).

## Employment Impact

During FY23, St. Thomas directly and indirectly sustained **7,050 jobs** in Minnesota, impacting workforce vitality and bolstering the economy in virtually every sector of the state. These jobs, comprising full-time and part-time roles, encompass not only direct employment by St. Thomas (2,560 jobs) but also indirect and induced jobs (4,490 jobs) supported by the spending of St. Thomas employees, students, and visitors. As mentioned above, jobs supported statewide go far beyond university employment to include indirect and induced jobs created for suppliers, equipment vendors, contractors, and laborers involved in university facility construction and renovation. They include contractors, vendors, and temporary agency employees who do work for the University. Additional jobs also stem from spending of students, faculty, staff and visitors are in hotels, real estate, restaurants, banks, and office supply organizations, to name just a few. For every one person in Minnesota directly employed by St. Thomas in FY23, nearly three additional jobs were supported statewide because of St. Thomas.

## Tax Impact

St. Thomas generates a significant amount of tax revenue directly benefiting municipalities throughout the state through its spending, employee and student presence, and visitor activities in the local area. In FY23, the university's operations resulted in **\$60.6 million** in direct and indirect/induced tax payments to local governments throughout Minnesota. As mentioned above, IMPLAN analysis captures all taxes paid to the state and local municipalities generated by St. Thomas in categories, such as sales, property, income, and special use taxes and fees.



## STATE OF MINNESOTA IMPACT

**\$997.6 million**  
generated in economic impact

**7,050 jobs**  
supported and sustained

**\$60.6 million**  
generated in state and local taxes



# St. Thomas Impact on the Twin Cities

## Economic Impact

St. Thomas is a significant contributor to economic vitality in the Twin Cities. In FY23, St. Thomas generated **\$810.5 million** in economic impact in the Twin Cities, including the university's direct spending (\$127.9 million) and the indirect spending resulting from the university's presence (\$682.6 million). Please see Appendix B for greater detail.

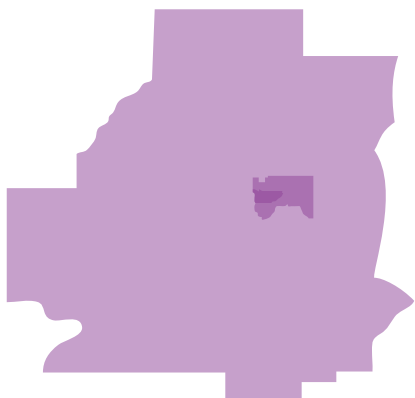
## Employment Impact

During FY23, St. Thomas played a crucial role in directly and indirectly supporting **5,728 jobs** in the Twin Cities. These jobs, inclusive of full-time and part-time positions, not only include direct employment by St. Thomas (2,447 jobs) but also supporting indirect and induced jobs (3,281 jobs) supported by the spending of St. Thomas employees, students, and visitors (please see Appendix B for greater detail).

## Tax Impact

Through its spending in local communities, the presence of employees and students in the Twin Cities, and visitors to the state, St. Thomas generates a significant amount of state and local tax revenue. In FY23, St. Thomas operations resulted in **\$39.4 million** in direct and indirect/induced tax payments to local governments in the Twin Cities (please see Appendix B for greater detail).

**St. Thomas is an economic engine for the entire Twin Cities, the state of Minnesota, and the region.**



## TWIN CITIES IMPACT

**\$810.5 million**  
generated in economic impact

**5,728 jobs**  
supported and sustained

**\$39.4 million**  
generated in state and local taxes

# St. Thomas Impact on City of Saint Paul

## Economic Impact

St. Thomas is a significant contributor to economic value in the City of Saint Paul. In FY23, St. Thomas generated **\$498.8 million** in economic impact in the City of Saint Paul, including the university's direct spending (\$78.7 million) and the indirect spending resulting from the university's presence (\$420.1 million). **The economic impact of St. Thomas represents \$1 for every \$70 of the City Saint Paul's total economy.**<sup>12</sup>

## Employment Impact

During FY23, St. Thomas played a crucial role in supporting **3,525 jobs** in Saint Paul. These jobs, inclusive of full-time and part-time positions, not only include direct employment by St. Thomas (679 jobs) but also encompass indirect and induced jobs (2,846 jobs) supported by the spending of St. Thomas employees, students, and visitors. Furthermore, jobs were generated in the local community, particularly in hotels, restaurants, and retail establishments that support the university's workforce and its visitors. **The employment impact of St. Thomas represents one of every 56 jobs in the City of Saint Paul.**<sup>13</sup>

## Tax Impact

Private universities play a significant role in local economies, generating substantial tax impact at the local level. Despite the common misconception that these institutions do not contribute to the local tax base due to property tax exemptions on academic buildings, private universities are significant generators of local taxes. While academic buildings are exempt from property taxes, private universities often own a diverse portfolio of properties, including residential housing, commercial spaces, and research facilities, subject to property taxation.

Private universities like St. Thomas not only contribute directly through taxes and fees but also indirectly through their influence on the local economy. Tripp Umbach's analysis indicates that the university indirectly generated **\$24.2 million** in local taxes in the City of Saint Paul in FY23 from spending by the university, students, faculty, staff, and visitors in the local economy. Private universities also enhance property values and foster community investment in adjacent neighborhoods.

**St. Thomas serves as an economic driver in the City of Saint Paul and the metro region, with its economic influence steadily growing.**



## CITY OF SAINT PAUL IMPACT

**\$498.8 million**  
generated in economic impact

**3,525 jobs**  
supported and sustained

**\$24.2 million**  
generated in state and local taxes

<sup>12</sup> Tripp Umbach estimate based on per capita GNP for Saint Paul. U.S. Bureau of Economic Analysis (2022) estimate of \$324 billion in total GNP for the Minneapolis-St. Paul-Bloomington, MN-WI (MSA).

<sup>13</sup> Based on total employment of 198,001 from the U.S. Bureau of Labor Statistics.


# Impact on the Local Neighborhood

## Economic Impact

St. Thomas plays a pivotal role in generating substantial economic value within its campus neighborhoods in Saint Paul. In FY23, St. Thomas contributed **\$124.7 million** in economic impact to its service area, including the university's direct spending (\$19.7 million) and the indirect spending resulting from the university's presence (\$105.0 million).

## Employment Impact

As a significant employer in the local neighborhoods, St. Thomas directly provides jobs to faculty, staff, and support personnel. In FY23, St. Thomas supported **881 jobs** in the Local Neighborhood. These jobs, full-time and part-time positions, include not only direct employment by St. Thomas (412 jobs) but also indirect and induced jobs (469 jobs) supported by the spending of St. Thomas employees, students, and visitors.



## LOCAL NEIGHBORHOOD IMPACT

**\$124.7 million**  
generated in economic impact

**881 jobs**  
supported and sustained



## Athletics Impact on the Region

Athletics at St. Thomas plays a central role in campus life, fostering a strong sense of community, pride, and tradition among students, alumni, faculty, and staff. In 2021, St. Thomas received approval to transition its athletic programs from Division III to Division I of the National Collegiate Athletic Association (NCAA), becoming the first institution in the modern era to make such a direct transition. St. Thomas became Minnesota's first private D-I collegiate athletics program, only the second D-I program in the entire state and the only D-I program in the City of St. Paul. This move to Division I marked a significant milestone for St. Thomas, reflecting its commitment to enhancing the competitiveness and visibility of its athletic programs. The transition allows St. Thomas to compete at a higher level of collegiate athletics, potentially opening opportunities for increased exposure, recruitment, and fan engagement.

St. Thomas Athletics has brought about a growing economic impact locally and regionally. Teams from other regions of the country travel to Saint Paul for athletics events, infusing millions of dollars into the local and regional economies. This influx of funds supports additional jobs and generates substantial tax revenue for local municipalities and school districts.

## Economic Impact

In FY23, the direct spending of St. Thomas Athletics, in combination with the indirect and induced impacts of dollars being re-spent throughout the economy, generated **\$77.7 million** in overall economic impact to the state (\$16.2 million in direct impact and \$61.5 million in indirect and induced impact).

## Employment Impact

In FY23, St. Thomas Athletics directly employed 76 individuals (full-time and part-time positions). This direct employment generates additional spending throughout the region and state that in turn supports additional indirect and induced jobs created when St. Thomas Athletics, its employees, and visitors spend in the region and state. In total, St. Thomas Athletics supports **480 total jobs** in virtually all sectors of the regional economy, such as persons who work at hotels, restaurants, parking facilities, security companies, as well as advertising, communications and media firms (76 direct jobs and 404 indirect/induced jobs).

## Tax Impact

State and local tax impacts attributable to St. Thomas Athletics presence totaled approximately **\$5.6 million** in FY23.

Beyond competition, athletics at St. Thomas provides valuable opportunities for personal and leadership development. Student-athletes learn important life skills such as time management, discipline, resilience, and teamwork, which serve them well both on and off the field. The university is committed to supporting the holistic development of its athletes, providing resources for academic success, wellness, and career preparation.

St. Thomas Athletics embodies the spirit of Tommie pride, excellence, and sportsmanship. St. Thomas student-athletes demonstrate dedication on and off the field, striving for success in competition, academics, and community engagement.

**St. Thomas Athletics enriches the university experience, fostering a strong sense of community and pride among students, alumni, and fans.**



# Projected Impact of the Lee and Penny Anderson Arena

In connection with the move to a Division I program; St. Thomas will invest in its campus and provide facilities that are consistent with a top-level athletic program. The development of the Lee and Penny Anderson Arena a multi-purpose arena that will serve as the home for both St. Thomas basketball and hockey programs. While the St. Thomas basketball program is currently housed on campus, the hockey program currently uses a high school facility at St. Thomas Academy in Mendota Heights. The vision to design a single arena with multiple uses will result in the best of all worlds – a state-of-the art facility where student-athletes and spectators will both enjoy an amazing experience.

The Arena project includes a primary ice arena; a second sheet of practice ice with spectator seating; two basketball practice courts; locker rooms, training rooms, and ancillary spaces to support Hockey, Basketball, and additional sports programs. Current Design calls for a capacity of 5,311 for basketball and 4,006 for hockey. The Arena will also house office and other support spaces needed for coaches and supporting staff. Construction will include improved outdoor spaces and pedestrian paths that will allow students and visitors to be integrated with the entire St. Thomas campus.

While the Arena's primary purpose is to support athletic programs at St. Thomas, the entire community will benefit from this investment. The Arena will provide entertainment opportunities for community members and families who want to enjoy St. Thomas athletics, but the school has also committed to ensuring that the Arena will serve the larger community as well. Through partnerships with youth organizations, St. Thomas will provide ice time and event opportunities for youth sports and other groups (and members of the public) in the City of Saint Paul.

## Construction Impact

The development the Arena will in itself generate \$162 million in direct impact on the state economy and an additional \$156.2 million indirect impact to the economy for a total of **\$318.5 million** in spending throughout the construction period. This number is based on IMPLAN analysis demonstrating hoe dollars spent by St. Thomas on construction is re-spent in the local economy by contractors, and vendors during the planning, design, and construction of new facilities.

The development of the Arena throughout the construction period will support an estimated **1,863 jobs**. These include those workers directly employed in the construction project, as well as other jobs supported by the purchases of building supplies and equipment from other businesses and the spending of the construction workers themselves.

State and local government revenues attributable during the construction period of the Arena are projected to total **\$14 million**.



# St. Thomas is Rooted in the Community

St. Thomas actively participates in its community, making meaningful contributions that align with “All for the Common Good.” While economic studies typically measure tangible impacts, St. Thomas’ influence extends beyond numbers. The university engages in collaborative initiatives that prioritize civic engagement and foster community partnerships, all aimed at enhancing the well-being of neighbors.

St. Thomas offers opportunities for faculty, staff, and students to engage in institutional partnerships, programs, and community engagement projects that contribute to the betterment of their communities. The university encourages students and faculty to engage in ways that address pressing community needs. These projects provide valuable experience while benefiting Saint Paul neighborhoods near the campus. The university’s commitment to civic engagement extends beyond student initiatives to include faculty and staff participation in community service efforts.



In FY23, Tripp Umbach estimates that St. Thomas faculty, staff, and students generated **\$13.5 million** annually in charitable donations and volunteer services.

- **\$3.7 million** donated to local charitable organizations by St. Thomas faculty, staff, and students
- **\$9.8 million** in value of volunteer time provided to area communities by St. Thomas faculty, staff, and students<sup>14</sup>

These community impacts are in addition to the economic impact of St. Thomas.

Every day, the presence of St. Thomas enhances the lives of individuals in the surrounding communities. With more than 350 approved partners in the Twin Cities and the region, St. Thomas demonstrates its broad network and commitment to collaborative endeavors aimed at fostering positive community impact.

**St. Thomas faculty, staff, and students are engaged in the community, giving back in socially impactful ways, dedicated to its mission.**

<sup>14</sup> According to the Independent Sector, the value of a Minnesota volunteer hour is estimated at \$34.47, underscoring the fact that St. Thomas contributed \$3.7 million to the community.

## Community Initiatives

The following are among the social impact programs in which St. Thomas engages with the immediate and broader communities:

- **Dougherty Family College (DFC):** Offers a transformative educational opportunity for underrepresented young scholars in the community. DFC tackles educational attainment disparities with a structured approach aimed at narrowing the achievement gap. Specifically tailored to overcome barriers encountered by scholars from under resourced communities, the program empowers them to attain their degrees.
- **Racial Justice Initiative:** Aligned with its Catholic mission of promoting human dignity and advancing the common good, St. Thomas introduced the Racial Justice Initiative in June 2020 to foster significant reform and progress. Collaborating with individuals and organizations dedicated to addressing racial disparities, the initiative aims to envision a future for the Twin Cities devoid of such inequities. By serving as a model, the initiative seeks to inspire other communities to embark on similar endeavors.
- **Collaborative Learning School:** Maxfield Elementary, in partnership with St. Thomas, serves as a Collaborative Learning School, focused on teacher preparation, the implementation of best teaching practices, and the provision of professional development opportunities to cultivate student-centered learning environments. This innovative collaboration integrates effective strategies for meeting the needs of all learners while equipping and supporting teachers. Through hands-on experiences alongside experienced educators from Saint Paul Public Schools and dedicated on-site classroom facilities, faculty, and students gain practical skills directly applicable to teaching. This program aims to bridge the gap between classroom theory and real-world teaching practice.







- **The Interprofessional Center for Counseling and Legal Services:** The Interprofessional Center for Counseling and Legal Services at the University of St. Thomas represents a pioneering initiative that brings together faculty, staff, and students from various disciplines, including law, psychology, and social work, to provide comprehensive support to clients in need. This innovative center not only offers counseling services but also provides legal assistance, addressing the complex and interconnected challenges that individuals may face. By collaborating across disciplines, the center ensures that clients receive holistic and coordinated care that addresses their legal, psychological, and social needs. This interdisciplinary approach reflects St. Thomas' commitment to innovation, collaboration, and service to the community, setting a precedent for similar initiatives nationwide.
- **Center for the Common Good:** The Center for the Common Good at St. Thomas serves as a hub for fostering collaboration, dialogue, and action toward creating a more just and equitable society. Through research, education, and community engagement, the Center addresses pressing social issues and promotes the values of human dignity, solidarity, and the common good. By partnering with local organizations and stakeholders, the Center seeks to empower individuals and communities to enact positive change and build a more inclusive and sustainable future. Through its programs, events, and initiatives, the Center for the Common Good strives to inspire and mobilize the St. Thomas community and beyond to work toward a more just and compassionate world.



- **3,491** STUDENT VOLUNTEERS
- **107,903** COMMUNITY ENGAGED HOURS
- **400** COMMUNITY PARTNER ORGANIZATIONS
- **237** COMMUNITY-ENGAGED COURSES

# Appendix A: Definition of Terms

<b>Study Year</b>	Fiscal Year 2023: July 1, 2022 – June 30, 2023
<b>Total Economic Impact</b>	The total economic impact of an institution includes both the direct and indirect impacts generated in the economy as a result of the institution’s presence.
<b>Direct Economic Impact</b>	The direct impact includes institutional, employee, and visitor spending on the institution.
<b>Indirect Economic Impact</b>	Indirect impact, also known as the multiplier effect, includes re-spending dollars within the local economy by vendors/ suppliers and households.
<b>Multiplier Effect</b>	The multiplier effect is the additional economic impact created by the institution’s direct economic impact. Local companies that provide goods and services to an institution increase their purchasing by creating a multiplier.
<b>Direct Tax Payments</b>	An institution makes direct tax payments to a unit of government.
<b>Indirect Tax Payments</b>	Governmental units collect government revenue in addition to those paid directly by an institution, including taxes paid directly by employees of the institution, visitors to the institution, and vendors who sell products to the institution.
<b>Direct Employment</b>	The total number of employees at the institution is based on total jobs.
<b>Indirect Employment</b>	Indirect employment is the additional jobs created by the institution’s economic impact. Local companies that provide goods and services to an institution increase their number of employees as purchasing increases, thus creating an employment multiplier.

# Appendix B: Technical Appendix

## Methodology Definitions

**IMPLAN Methodology** – St. Thomas’ economic impact was estimated using IMPLAN (IMpact Analysis for PLANNING), an econometric modeling system developed by applied economists at the University of Minnesota and the U.S. Forest Service. The IMPLAN modeling system has been in use since 1979 and is used by more than 500 private consulting firms, university research centers, and government agencies. The IMPLAN modeling system combines the input-output benchmarks of the U.S. Bureau of Economic Analysis (U.S. BEA) with other data to construct quantitative models of trade flow relationships between businesses and between businesses and final consumers. From this data, one can examine the effects of a change in one or several economic activities to predict its effect on a specific state, regional, or local economy (impact analysis). The IMPLAN input-output accounts capture all monetary market transactions for consumption in a given period. The IMPLAN input-output accounts are based on industry survey data collected periodically by the U.S. BEA and follow a balanced account format recommended by the United Nations.

IMPLAN’s Regional Economic Accounts and the Social Accounting Matrices were used to construct state and combined statistical area-level multipliers, which describe the economy’s response to a change in demand or production caused by St. Thomas’ activities and expenditures. Each industry that produces goods or services generates demand for other goods and services, and this demand is multiplied through a particular economy until it dissipates through “leakage” to economies outside the specified area. IMPLAN models discern and calculate leakage from local, regional, and state economic areas based on workforce configuration, the inputs required by specific types of businesses, and the availability of both inputs in the economic area. Consequently, economic impacts that accrue to other regions or states because of a change in demand are not counted as impacts within the economic area.

The model accounts for substitution and displacement effects by deflating industry-specific multipliers to levels well below those recommended by the U.S. Bureau of Economic Analysis. In addition, multipliers are applied only to personal disposable income to obtain a more realistic estimate of the multiplier effects of increased demand. Importantly, IMPLAN’s Regional Economic Accounts exclude imports to an economic area, so the calculation of economic impacts identifies only those impacts specific to the economic impact area. IMPLAN calculates this distinction by applying Regional Purchase Coefficients (RPC) to predict regional purchases based on an economic area’s characteristics. The RPC represents the proportion of goods and services purchased regionally under normal circumstances based on the area’s economic characteristics described in terms of actual trade flows.

## Employment Definitions

IMPLAN analysis measures jobs/positions (part-time or full-time), not full-time equivalents (FTEs). Full-time and part-time employees impact the economy and support additional indirect and induced employment throughout the region. Employment data was provided as an output of all individuals who receive a paycheck from St. Thomas. This includes all full-time, part-time, and employed faculty, staff, students, and independent contractors.

## Tax Impact Definition

State and local tax impacts generated in the current FY23 study included all taxes paid by St. Thomas to Minnesota (i.e., payroll, property, sales, unemployment, income, and any other taxes paid to the state and local government). Any federal taxes paid by St. Thomas were not included in the state and local tax impacts (i.e., FICA payments).

## Economic Impact Model Inputs

The total economic impact analysis completed by Tripp Umbach are based on the following data provided by St. Thomas:

- **Organizational Spending**
  - Capital spending – \$27,903,151 (5-Year Average)
  - Operational – \$95,481,535 (FY23)
  - Pay and Benefits – \$119,283,657 (FY23)
- **Employment**
  - Number of Faculty – 1,217 (FY23)
  - Number of Staff – 1,343 (FY23)
  - Number of Employed Students – 2,495 (FY23)
- **Conferences and Meetings**
  - Events Held – 356 (FY23)
  - Estimated Number of Visitors to Campus – 149,801 (FY23)
  - oAverage Days per Event – 4 (FY23)
- **Number of Students**
  - Total enrollment – 9,347 (FY23)
  - Students living on-campus – 2,277 (FY23)
  - Students living off-campus from in-state – 6,040 (FY23)
  - Students living off-campus from out-of-state – 948 (FY23)
  - International Students – 473 (FY23)
- **Number of Graduates**
  - Total Number of Annual Graduates – 2,900 (5-Year Average)
  - Historical % of students who remain in the state after graduating – 74%
  - Total Number of Alumni – 117,416
- **Research**
  - Total Research Expenditures – 1,759,000 (FY23)
  - Research Faculty and Staff Headcount – 358

## Visitor Definitions

Impact analysis aims to quantify the impact of attracting “fresh” dollars to a region. Therefore, when including visitor spending in the impact analysis of a university, health system, or other organization, the analysis will include only those visitors coming to a region from outside of the region. Visitors to events who also live in the region would have spent their dollars in that region otherwise; therefore, this dollar was not attracted to the region because of the organization being analyzed.

For St. Thomas, the impact analysis looked at impacts on the United States, the state of Minnesota, the Twin Cities, City of Saint Paul, and Local Neighborhood. Visitors to St. Thomas were counted only if they were from outside the region being analyzed.

## Visitor Spending

Tripp Umbach employs federal per diem rates to approximate the spending of visitors in a specific area. The use of per diem rates is considered a conservative measure, with visitors typically spending more than these rates in any given area.

The rates specifically applied for this analysis include:

- Minneapolis/Saint Paul: \$148 for lodging; \$79 for meals and incidental expenses
- Standard Rate: \$96 for lodging, \$59 for meal and incidental expenses

## Community Benefits

Community benefits in this report outline two forms of impact: monetary donations made by employees and students to local nonprofits and volunteer hours assigned a monetary value.

- Tripp Umbach conducted survey research to estimate the monetary donations an individual (student, staff, and faculty) is likely to make in a year. While this amount varies per person, it generally falls in the range of \$500 to \$700. Adjustments were made to account for individuals who do not donate.
- Independent Sector has established the value of a volunteer hour at \$34.47 per individual per hour. Tripp Umbach applied this value, considering the average number of hours faculty, staff, and students spend on volunteer activities (estimated at 100 hours per year for 50% of employees and students).

# Appendix C: FAQs Regarding Economic Impact Assessment

## What is the economic impact?

Economic impact initiates when an organization expends money. Economic impact studies gauge the direct influence of an organization's spending and the additional indirect spending in the economy resulting from the initial expenditure. The economic impact is unrelated to the funds collected by institutions, their profitability, or their sustainability, as all operating organizations have a positive economic impact when they spend money and attract external spending.

Direct economic impact quantifies the dollars generated within a specific geographic region because of an institution's presence. This includes spending on goods and services with regional vendors, the expenditures of its employees and visitors, and the economic influence on local businesses benefiting from the institution's spending. It is crucial to note that not all dollars spent by an institution remain within the studied geographic region, as some may "leak" out through purchases from vendors outside the area.

The total economic impact incorporates the "multiplier" effect resulting from spending by companies engaged with an institution. Support businesses, including lodging establishments, restaurants, construction firms, vendors, and temporary agencies, contribute to spending multipliers, which attempt to estimate the cascading effect in the economy where the initial spending occurs. For instance, an institution's spending with local vendors provides these vendors with additional funds that they reinvest in the local economy, creating a multiplier effect.

## What is the multiplier effect?

Multipliers are numerical representations of the secondary impacts arising from an organization's operations. For instance, an employment multiplier of 1.8 indicates that for every 10 employees hired in a particular industry, an additional eight jobs would be created in other industries, resulting in a total addition of 18 jobs to the economic region. The multipliers employed in this study range from 1.8 to 2.0.

The Multiplier Model is mathematically derived using the input-output model and Social Accounting formats. The Social Accounting System provides the structure for the predictive Multiplier Model utilized in economic impact studies. The model is driven by purchases for final use. Industries producing goods and services for consumer consumption must procure products, raw materials, and services from other companies to create their products. These vendors, in turn, must also acquire goods and services. This cyclical process continues until all the money is leaked from the region's economy.

Three types of effects are measured with a multiplier: the direct effect, the indirect effect, and the induced effect. The direct effect represents the known or predicted change in the local economy under study. The indirect effect involves the business-to-business transactions needed to fulfill the direct effect. Lastly, the induced effect is a result of local spending on goods and services by individuals working to satisfy the direct and indirect effects.

- **Direct effects** take place only in the industry immediately being studied.
- **Indirect effects** concern inter-industry transactions: Because an institution is in business, it demands locally produced materials.
- **Induced effects** measure the effects of the changes in household income: Employees of an institution and suppliers purchase from local retailers and restaurants.
- **Total economic impacts** are the total changes to the original economy as the result of an institution's operations, i.e.,  
Direct effects + Indirect effects + Induced effects = Total Economic Impacts.

## What methodology was used in this study?

IMPLAN (IMpact analysis for PLANning) relies on data and software for impact analysis. By employing classic input-output analysis along with regional-specific social accounting matrix and multiplier models, IMPLAN offers users a highly accurate and adaptable modeling system. The IMPLAN database incorporates county, state, ZIP code, and federal economic statistics that are regionally specialized rather than estimated from national averages. This database is instrumental in measuring the impact on a regional or local economy resulting from a specific change or event in the economy's activity.

## What is employment impact?

Employment impact measures the direct employment (employees, staff, faculty, administration) plus additional employment created in the economy caused by an institution's operations. Indirect and induced employment impact pertains to other regional employees whose existence is a result of an institution's economic impact. These jobs are related to the local population, encompassing city services (police, fire, EMS, etc.), employees at hotels and restaurants, clerks at retail establishments, and residents employed by vendors used by the institution.

## What is the difference between direct and indirect taxes?

Direct tax dollars include sales taxes and net corporate income taxes paid directly by the institution to the state. On the other hand, indirect taxes encompass taxes paid to the state by vendors conducting business with an institution and by individuals.

## Is this a one-time impact, or does the impact repeat each year?

The findings outlined in this economic impact analysis are produced on an annual basis. The economic impact in subsequent years may vary, influenced by factors such as changes in the number of employees and students, capital expansion, growth in external research, and state appropriations.



# Appendix D: Tripp Umbach Qualifications

Established in Pittsburgh, PA and currently headquartered in Kansas City, Tripp Umbach stands as one of the most highly regarded private consulting firms in the United States. Renowned for its expertise in economic and community development, the firm collaborates with healthcare, education, government, and corporate clients to enhance the economic, social, and physical well-being of communities globally. With a history spanning more than 35 years, Tripp Umbach has partnered with more than 1,000 organizations, delivering services such as community assessment, economic impact assessment, and economic development strategies. The firm has successfully completed more than 500 economic impact studies in the past three and a half decades for colleges and universities throughout the United States.







UNIVERSITY OF

**St. Thomas**®



May 22, 2024

Anika Bowie  
310-A City Hall  
15 Kellogg Blvd. W.  
Saint Paul, MN 55102

Dear Councilmember Bowie,

St. Thomas is a proud anchor institution in the City of Saint Paul, grateful to be part of a thriving, diverse and evolving city. We strive to be a partner in helping the city flourish into the future. I am pleased to share the results of a recent economic impact study that demonstrates the specific economic and social contributions that St. Thomas makes throughout the City of Saint Paul.

### **Economic Impact**

As you will find, the study reveals that St. Thomas brings \$498.8 million annually to the city and \$124.7 million directly in economic impact to our St. Paul neighborhoods. The university indirectly generated \$24.2 million in local taxes in the City of Saint Paul in FY23 from spending by the university, students, faculty, staff, and visitors in the local economy.

### **Service to Saint Paul**

Beyond economic contributions, the university enhances the well-being of our city and neighbors through service to our community. Our students, faculty and staff work with over 350 partners in the Twin Cities. Annually, St. Thomas faculty, staff, and students generate \$13.5 million annually in charitable donations and volunteer services. In Fiscal Year 2023:

- 1,152 students volunteered for Saint Paul organizations.
- 22,221 hours were invested in Saint Paul organizations, equivalent to a \$765,957 impact.
- 112 different Saint Paul non-profits, schools, faith-based, and government organizations worked with a University of St. Thomas volunteer.
- The Tutor Mentor program collaborates with K-12 academic partners to close the opportunity gap, specifically with schools that score average or below average in reading and math. Last year, 114 Tommies volunteered weekly with youth in Saint Paul, investing 1,390 hours and impacting over 400 youth.

Our Collaborative Learning School at Maxfield Elementary in the Rondo neighborhood provides an entire school to train teachers on-site and cultivate a student-centered learning environment in the heart of Saint Paul.

St. Thomas operates Tommie Shelf, distributing food and meals to both our students and to our neighbors in need, in partnership with Keystone Community Services. Last academic year, we served an average of 60 households (71 individuals) each month.

### **A Commitment to Sustainability**

St. Thomas shares the vision outlined in the 2040 Comprehensive Plan for a resilient and sustainable city. Our approach to campus development is thoughtful and responsive to the evolving needs of our neighborhood. All campus development leads with a commitment to sustainable practices, improving water drainage, adding green space, and constructing LEED-certified buildings.

### **Dedicated to Thriving Neighborhoods**

Most of our neighbors enjoy living near our beautiful campus and participate in campus activities and use our green space. We are very engaged with our District Councils and maintain an office solely dedicated to community partnerships and maintaining positive relationships with neighbors and community groups. Whether it be concerns about traffic, parking or student renters, Jerome Benner, our Director of Neighborhood and Community Relations, works directly with neighbors to find solutions to issues that arise. Our Department of Public Safety offers an extra layer of security for the surrounding campus areas, providing a safe and welcoming experience for all.

Thank you for considering the significant and multifaceted contributions of St. Thomas to the City of Saint Paul. If you have questions about this report, please contact Amy McDonough, Chief of Staff, [amcdonough@stthomas.edu](mailto:amcdonough@stthomas.edu). We are committed to continuing to work with you to enhance our beloved city. Thank you for your service to our city.

With warm regard,



Robert K. Vischer  
President