



# Estimate

SandScrafted & Associates LLC  
 4700 18th Ave S  
 Minneapolis, MN 55407  
 Office Phone: 6124545337  
 Mobile Phone: 6124052399  
 fscott@sandscrafted.com


Estimate Number: E171207119  
 Estimate Date: 12/06/2017  
 Payment Terms: Due On Receipt  
 Estimate Amount: 2,500.00  
 Created By: Scott Schwartz

**Bill To**  
 Karen Orr  
 3549 71st E  
 Inver Grove Heights, MN 55076

**Ship To**  
 Garage Upgrade  
 362 Sherburne Ave  
 St. Paul, MN 55103

Item #	Item Name	Quantity	Unit Price	Taxable	Total
1036	<p>Garage Renovation</p> <p>Thanks again for the call! I'm glad we were able meet at your rental property to inspect the 2 car detached garage. I observed several necessary repairs but otherwise it looked to be very sound with a great foundation. The rooftop from the inside is also in great shape, snow was covering the outside shingles. The walls are constructed from cinder block with 2 car stall doors, a window on both sides and large framed paneling across the rear of structure. An entry door is also on the west side. The cinder blocks showed signs of wear and tear in areas, but particularly in the front corners of the garage. Minor cracking between blocks was also a small concern.</p> <p>The major issue is rooftop and its weakened attachment to the structure itself. Its attached at the corners and middles of the walls but uniformly incorrect and a potential problem for you as a landlord if a collapse occurs or a shift resulting in falling blocks. Repairing the corners of blocks, cracks, seams, and attaching the support crossbeams should be priority one. The rooftop will then be attached using anchor bolts, brackets and fasteners. At that time the large gaps in between the trusses where the roof and walls meet will be properly covered and sealed.</p> <p>There's a number of smaller concerns that I'm including in this estimate as well. Polyurethane concrete filler is a product that will help seal this garage from rain, snow, animals, insects, etc... It's very expensive, but in this case necessary for the longevity. Otherwise reapplying mortar this spring is another option, but adhesion is better with polyurethane.</p>	1.00	2,500.00		2,500.00

SECRET



CONFIDENTIAL  
SECRET

CONFIDENTIAL  
SECRET

SECRET

SECRET

The following information is being furnished to you for your information only. It is not to be disseminated outside your organization. This information is classified "Secret" because its disclosure could result in the identification of sources and methods of the Central Intelligence Agency and thus be injurious to the national defense.

The information contained in this document is classified "Secret" because its disclosure could result in the identification of sources and methods of the Central Intelligence Agency and thus be injurious to the national defense. This information is being furnished to you for your information only. It is not to be disseminated outside your organization.

Along where the floor and walls meet especially. I always throw in one freebie on all renovations, the reason being is that I want your garage to be better than how it was before. by doing this you will always look at it as bettering the structure and improving all upgrades. I think after the inside is completely sealed that a coat of paint on the outside would benefit this structure greatly. all I would charge for is the cost of paint + 5% for labor costs for my employees. so it's not totally free but it's a huge perk that I would like to do for you when spring comes. I approximate to paint that garage I would quote about a \$1,000 or more depending on minor exterior repairs. Also, if you have any other home improvements you're looking at completing, a discounted price for existing clients would greatly benefit you in the future! Other little tasks like oiling the garage doors, cleaning, tightening screws, nuts and bolts are also included in this estimate. I go above and beyond for my clients, always on call, and guarantee my work or I come back and fix it for free. Thanks Karen, I look forward to seeing you again soon!

Scott  
SandScrafted & Associates LLC

Subtotal: \$ 2,500.00  
Estimate Amount \$ 2,500.00

**Comment:**

Day one: Cinder Block replacement and added crossbeam support, removal of existing 3 boards.  
Day Two: Anchor bolts, brackets and fasteners installed securing roof to wall. Gaps will also be filled along wall and rooftop.

Please don't hesitate to call with any questions you may have.  
Thanks again

Several questions have been raised regarding the  
use of the word "and" in the phrase "and  
...". It is noted that the word "and" is  
used to connect the two phrases, and it is  
suggested that the word "and" should be  
replaced by the word "or". This change is  
necessary to clarify the meaning of the phrase.  
The proposed change is as follows:

and  
or

and


and

and

Prev



Next



Prev



Next

Prev



Next




Prev



Next

Prev



Next