

3/21/2022

AMERICAN~ DESCENDANTS OF CHATTEL SLAVERY

1. GREETING

Gusten mürgen (Germán) hello, (sign language), mush mushi (Japanese), Lờì chào hỏi (Vietnamese), hola mi familia (Spanish), hello family (American English), Ohio (Ojibwa), hálito (muskcogee), Osiyo (arawack). I greet you all as I have family members who speak all these languages, so I want to honor them and you. This moment today is special. Today, I look at my fellow black Americans and I say, what's up family? And I want to not only honor you but you give in this moment a proper greeting, hasheyack mummyack pupeopuplule, washe mumsdude ourut anuncatesustutorutsus puprutoudud! (Tut), and for my blood, what's good rondo? You know what it is. And what's understood, don't need to be said.

A. Reparations

- i. We the Americans who are the direct descendants of the black/negro slaves of the United states of America.
- ii. Be it Our ancestors, who were enslaved in the USA, to wit their, enslavement was ordered and sanctioned by the united states of America and her courts.
- iii. The enslavement our ancestors endured was so egregious that it left generational genetic damage.
- iv. The enslavement of our ancestors laid seed to the economic wealth of America
- v. A wealth so vast it made the United States of America the worlds fastest growing super power.
- vi. we have been systemically excluded from this wealth due to the policies of Democide that has restricted our wealth.
- vii The United States of America has issued apologies

enslavement of our ancestors, via H.Res 194 and S.Con.Res 26

- viii. The United States of America have failed to reach the 5 milestones of reparations for its wrong of enslavement, genocide, democide, and ethnocide of the American descendants of chattel slavery.
- ix. The United States of America failed to provide on its agreement of special field order 15 which provided our ancestors with 40 acres of land and an army mule.
- x. The United States of America failed to protect the formally enslaved and their descendants from further harm when she refused to hold men accountable for the murders and mass genocide of our lineage.
- xi. The United States of America has covered up their acts of genocide and democide via immigration.
- xii. ADOCS are requesting the United states of America correct it's wrongs with lineage based reparations.
- xiii. ADOCS request that delineation and desegregation of the data to take a more clear concise look at the population, life expectancy, health, education, wealth, income, business ownership, homeownership, birth rate, death rate, incarceration rate, crime rate, and all other data.
- xiv. ADOCS is requesting protected class status and endangered persons protections.

2. PAYMENT

- A. Direct Cash payment of \$151 million per descendant with 4 progenitors of the formally enslaved made through the treasury. Protected from FMS services et al.
- B. Direct cash payments reduced by 25% to match the amount of ancestors who is not a direct descendant of the formally enslaved. Example: 100% benefit for 16/16 ancestors located as black, negro, mulatto, colored by 1880. 12/16 reduced by 25% 8/16 reduced by 50% 4/16 reduced by 75% <4/16 reduced by 100%
- C. Payments can be spread out annually for 5 generations

3. LAND

- i. Establish an adocs office within office of housing and Urban development.
- ii. Appropriations to reflect median budget of hud appropriations
- iii. Federal positions to be established for new office with standard pay scale equal to equivalent positions in HUD. All employees of this office must have direct adocs lineage. (Preference given to persons who's 100% lineage)
- iv. Federal funding provided to adocs office to develop funding service and maintain land deeds and purchases of adocs persons
- v. Claims for imminent domains must be approved by the board in the adocs office.
- vi. All resources on land are property of the adocs owner.
- vii. Sales of adocs property must go through adocs hud land office.
- viii. Land grants to range between \$500k and \$1.5mil per family based on geographical location, family size, and current median housing prices.

4. EDUCATION

- A. Establish an adocs office of education within the Department of Education
- B. Appropriations equal to other offices of equivalent candor
- C. Establish funding appropriations need for education for adocs bachelor level degrees.
- D. Establish payment system and process to pay for degrees of current and future adocs scholars.
- E. Establish processing for reimbursement of adocs degrees of bachelors or lower.
- F. Establish debt relief process for student loan debts of adocs persons. Non taxable.

5. INDUSTRY

II. APPROPRIATIONS TO BE EQUAL TO ALL OTHER OFFICES.

III. FUNDING FOR ADOCS BUSINESS PROVIDED AND ADMINSTRATED BY OFFICE OF ADOCS BUSINESS

IV. PERSONNEL MUST BE OF ADOCS LINEAGE

V. MARIJUANA AND CANNABIS, CULTIVATOR, PROCESSOR, AND DISTRIBUTION LICENSES EXCLUSIVE TO ADOCS LINEAGE

VI. INCREASE OF LICENSES FOR ADOC. AS WELL AS LICENSES CURRENTLY HELD BY ADOCS ADMINSTRATED AND MAINTAINED IN THIS OFFICE

6. HEALTH

- A. Office of adocs health established within the department of health.
- B. Lineage specific positions to align with current federal positions.
- C. Must be of adocs lineage for these federal positions
- D. Review board will handle adocs complaints.
- E. Any complaint that may be adocs related must be reviewed by adocs board.

7. JUSTICE

- i. Expungement of marijuana convictions
- ii. Release of marijuana offenders
- iii. Amend the 13th amendment to strike through the exception. Making all men free.

Correcting Americas first sin and paying its legal, moral, and ethical debt to the descendants of chattel slaves will facilitate the Moving forward in a more unified america.

Economist estimate america has lost 16 TRILLION dollars between 2010-2020 due to its failure in

Remittance has already cost the United States 600 billion in 2021 alone. This money will not benefit america at all.

Despite the vast present day oppression, the ADOCS spending power remains 1.4 Trillion dollars as of 2020. That's 117 percent increase since 2000. The economic boost that comes from providing reparations will be that much more profitable for America.

The new cities that will be developed with this initiative gets america working. Roads, homes, plumbing, electric and much more. The tourism in America will also increase. This generates a higher GDP for any area that dares to repair the adocs in their area.

The new businesses that will develop will generate revenue for states, counties and federal government.

The Americans ~ docs, have always and will continue to invest in America.

The benefits of the increase in business and labor will bring many generations of wealth, prosperity, unity and strength to America. Being truly the UNITED states our ancestors promised.

Thank you.

The American Negro

A call for atonement and repair - Reparations

1. Reclaim status of American, Negro
2. Disaggregate the data
3. Declare endangerment.
4. Get protected class status
5. Demand Reparations

Part 1.

Reclaiming the status of our ancestors, declaring a new ethnicity provides the American negro with the first step of atonement, self determination. You can not determine yourself when you have lost the link to your ancestors, you cant choose your name, and you don't choose who you are in this nation. The word negro was stricken during the term of Obama. A man who is not and has never been, a negro. The American negro has been told that the success of a American Kenyan man, is their success when the reality is, it's a win for white America and Kenya respectively. The term "African American" displaces the American negro and removes his birthright to the very nation their ancestors built. Also creating and making concrete the ideology that all American negros who descend from the enslaved American negro came from Africa. when the data shows that only 388,000 enslaved africans came to USA during the transatlantic slave trade, making the majority of enslaved negros, indigenous to the lands of the USA.

Part 2.

Disaggregation of the data allows the American negro to properly compare their growth. In Black America provides a concrete snap shot of where the American negro sat social economically in 1970. As of 2020 the data at the American census bureau includes any and everyone that declares themselves black and African American respectively not taking into account the American negro respectively. When the data is disaggregated, the American Negro can properly assess their population, economic, social, educational, medical and family status.

Part 3

The American Negro may find once the data is disaggregated that they are in danger. There is a real reality of the democide, genocide and ethnic erasure of the American negro. These 3 things combined place the American negro in a state of endangerment of extinction.

Part 4

Because of part 3 the American negro has less protection than an American bald eagle. The American negro needs the protected class, this will immediately address the democide that happens. When the American negro is a protected people, the consequences for committing a crime against the American

negro will act a deterrent. This will also stop the need for civil unrest due to the American negro speaking out with the lack of accountability with the democide.

Part 5

Reparations is paying the debt owed, repairing the harm done, and restoring the economic foundation of the American negro. The American negro is facing economic erasure by 2053. Reparations should be paid with the goal of eliminating the economic wealth gulf. There's also the aspect of unpaid debt to the American negro in the form of 40 acres and a mule promised after emancipation.

Cited sources

[economic-state-of-black-america-2020.pdf \(senate.gov\)](#)

[African American Wealth May Fall to Zero by 2053 \(blackenterprise.com\)](#)

[Text - H.R.4238 - 114th Congress \(2015-2016\): To amend the Department of Energy Organization Act and the Local Public Works Capital Development and Investment Act of 1976 to modernize terms relating to minorities. | Congress.gov | Library of Congress](#)

[How Many Slaves Landed in the U.S.? | The African Americans: Many Rivers to Cross | PBS](#)


Murder by the state (NCPA policy report) Unknown Binding – January 1, 1997

by [Gerald W Scully](#) (Author)

[H.R.40 - 117th Congress \(2021-2022\): Commission to Study and Develop Reparation Proposals for African Americans Act | Congress.gov | Library of Congress](#)

In Black America Hardcover – January 1, 1969

by [Alice Bonner](#) (Editor), [Barbara Dwyer](#) (Editor), [Kenneth Edison](#) (Editor),

indicators, making the resulting error margins too large to draw meaningful conclusions from the data. Readers are cautioned that all data estimates presented here contain error margins around them (shown in many of the tables and graphs  at the 95% confidence level), with generally larger error margins for the smaller groups. Readers are encouraged to see the Data Supplement to locate margins of error for those graphs and tables that do not contain them in the body of this report.

Our definitions of Hmong, Somali and other more recent immigrant populations in this report include foreign-born individuals as well as their U.S.-born descendants (often, many native Minnesotans) identifying with that heritage.

We have constructed an “African-American” cultural group that consists only of U.S.-born Black/African-American respondents and their children, who have no identifiers indicating immigration from Ethiopia, Liberia, or Somalia within the last two generations. We acknowledge that our naming of this cultural group in particular is problematic, as “African-American” is a term also invoked by recent African immigrants. However, for lack of a better term, we have employed it in this report to represent a narrower group—only U.S.-born Blacks.

Thus, data in this report are presented for Minnesotans as a whole, and for the following 17 cultural groups:

Table 1: Cultural Groups

Cultural Group	Within Which Broad Racial or Ethnic Group?	Notes Regarding Definition
Dakota	American Indian	Dakota or Sioux
Ojibwe	American Indian	Ojibwe or Chippewa or Anishinaabe
Asian Indian	Asian	Regardless of birthplace
Chinese	Asian	Regardless of birthplace
Filipino	Asian	Regardless of birthplace
Hmong	Asian	Hmong ancestry, language or birthplace, including U.S.-born children
Korean	Asian	Regardless of birthplace
Lao	Asian	Regardless of birthplace
Vietnamese	Asian	Regardless of birthplace
African-American	Black	U.S.-born only and their children, with no identification with recent Black immigrant groups
Ethiopian	Black	Ethiopian ancestry or birthplace, including U.S.-born children
Liberian	Black	Liberian ancestry or birthplace, including U.S.-born children
Somali	Black	Somali ancestry or birthplace, including U.S.-born children
Mexican	Hispanic	Regardless of birthplace
Puerto Rican	Hispanic	Regardless of birthplace
Russian	White	All non-Hispanic Whites of Russian ancestry, including U.S.-born children
White	White	All non-Hispanic Whites, except for Russians above

Additional information about how these groups were constructed is available in Appendix A.

These 17 cultural groups are presented below, sorted by approximate population size and percentage of the total Minnesota population.

Table 2: Minnesota’s Cultural Groups, By Populations Size

Cultural Group	Percent of MN Population	People	People Margin of Error (+/-)	Households	Households Margin of Error (+/-)
Dakota	0.1	6,900	1,200	2,500	600
Ojibwe	0.6	34,300	2,000	13,800	1,000
Asian Indian	0.8	43,000	4,200	15,700	1,400
Chinese	0.5	27,300	3,500	10,200	1,200
Filipino	0.2	11,500	2,000	3,500	700
Hmong	1.4	73,700	5,200	16,100	1,300
Korean	0.3	17,000	2,200	6,500	1,200
Lao	0.2	12,300	2,400	3,000	700
Vietnamese	0.5	29,600	4,000	8,700	1,100
African-American	3.4	182,400	7,200	74,300	3,600
Ethiopian	0.4	23,000	3,800	7,700	1,300
Liberian	0.3	15,900	3,200	4,900	900
Somali	0.9	48,800	6,400	14,800	1,700
Mexican	3.3	178,200	5,500	46,400	2,100
Puerto Rican	0.2	11,000	2,400	3,400	900
Russian	0.9	47,900	4,100	18,000	1,600
White	80.3	4,376,600	4,800	1,934,400	6,600
Other American Indian	0.2	12,600	1,500	5,600	800
Other Asian	0.6	31,400	3,900	9,500	1,200
Other Black	0.6	30,000	3,500	14,700	2,000
Other Hispanic	1.2	62,700	5,100	18,800	1,700
Other (including Pacific Islander)	0.1	7,400	1,600	2,200	500
Multiple Cultural Groups	3.1	167,500	6,900	35,000	2,400
All Minnesotans	100.0	5,450,900	-	2,269,700	-

Additional information about how these groups were constructed is available in Appendix A.

Of note, almost 6% of Minnesotans do not fall into any of our 17 constructed cultural groups, although they are included in “All Minnesotans.” We have not presented data for this remainder group uniquely, as it contains people from very different backgrounds – mostly many small immigrant groups and their children (Kenyan, Salvadoran, Cambodian, Burmese, Guatemalan, Nigerian, Japanese, Columbian, etc.) When these groups become large enough that we can conduct reliable analysis of their characteristics, we will present data for them in subsequent reports.

The remainder of this report contains economic outcomes for the 17 cultural groups we identified, as well as descriptive social characteristics (birthplace, age, educational attainment, etc.) that may impact economic outcomes. A brief discussion about why a particular indicator is important appears on the top of each page.

This report is similar to the Economic Status Report produced in January 2016. However, readers should not compare the data published in this report to the data published in 2016. The current report incorporates some improvements in the way we identify cultural groups.

Because of this, comparing data from the two reports would provide an inaccurate picture of how economic conditions have changed for individual cultural groups in Minnesota.

Birthplace

One's birthplace gives clues to the story that follows. Minnesota-born individuals have many shared experiences with each other, having been shaped by Minnesota institutions and communities. Those born in other states may have come to Minnesota to reunite with family, for higher education, or for job prospects. Immigrant populations bring traditions and languages from across the world into their neighborhoods and workplaces, and may also bring insights and connections to local and global markets. Children of immigrants navigate multiple cultures, which can be an economic asset. About 457,000 Minnesotans (8%) are foreign-born.

Figure 2b: Minnesota's Foreign-Born Population, By Cultural Groups

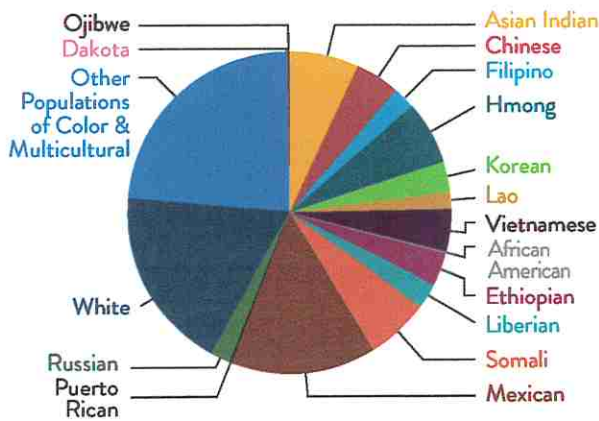
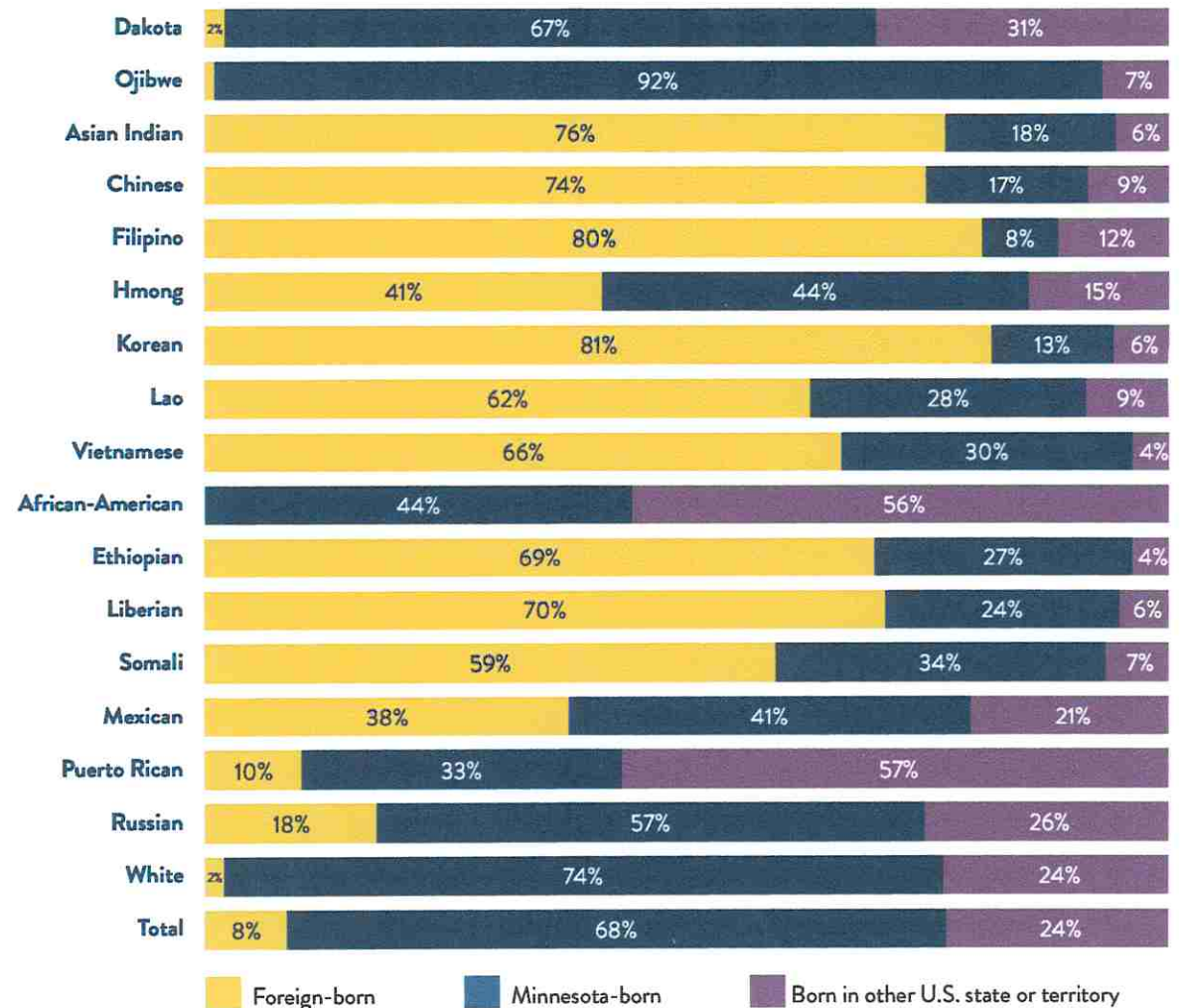


Figure 2a: Minnesota's Cultural Groups, By Birthplace



A TRIBUTE
published in the pages of
YOUR LOCAL NEWSPAPER
JAN 27 1970

Memorial Obituary

Entered Into Eternal Rest
Tuesday, Jan. 27, 1970

Funeral Services for Mrs. Argie L. Churcher Saturday, January 31

Funeral services for Mrs. Argie Lee Churcher, age 42, who passed away January 27, 1970 in St. Paul Ramsey Hospital after a lingering illness, were held Saturday, January 31, 9:30 a.m.

at the St. James A. M. E. Church, Rev. Mordeau Williams officiated.

Mrs. Churcher was born April 24, 1927 in Bay Springs, Miss.

Since residing in St. Paul, she has been active at St. James, with Hallie Q. Brown, the TOPS club and the North Central Voter League.

She is survived by four sons, Glenn, Edward, James, Ricardo, Gaylord and Donald Churcher; seven daughters, Mmes. Elgie Clark and Glenda Youmons, La-June, Donna, Laura, Audrey and Lisa Ann Churcher; her father Herman Crawford; one sister, Mrs. Margie Bender, both of Bay Springs; a cousin, Mrs. Lema Coker of East St. Louis, Ill.; and a host of other relatives and friends.

Interment was in Elmhurst Cemetery. The Alexander Hyde Park Chapel was in charge of the arrangements.



*A Jubilee Celebration
For
Mary "Tutty" Murakami*

*Sunrise
August 31, 1938*

*Sunset
September 4, 2004*



*The Lord is my light and my salvation. Whom shall I fear?
The Lord is the strength of my life. Of whom shall I be
afraid?*

Psalms 27:1

MINNESOTA DEPARTMENT OF HEALTH
Section of Vital Statistics

CERTIFICATE OF LIVE BIRTH

BIRTH NO. 102 - 63 303398

1. PLACE OF BIRTH: STATE OF MINNESOTA a. COUNTY <i>Ramsey</i>		2. USUAL RESIDENCE OF MOTHER (Where does mother live?) a. STATE <i>Minnesota</i> b. COUNTY <i>Ramsey</i>	
b. TOWNSHIP		c. TOWNSHIP	
c. VILLAGE		d. VILLAGE	
d. CITY <i>St. Paul</i>		e. CITY <i>St. Paul</i>	
e. NAME OF HOSPITAL OR INSTITUTION (If not in hospital or institution, give street address or location) <i>Ancker Hospital</i>		f. ADDRESS OF MOTHER Street address or R.F.D. No. Post Office <i>646 Fuller Ave.</i>	
f. Is place of birth inside corporate limits? Yes <input checked="" type="checkbox"/> No <input type="checkbox"/>		g. Is residence inside corporate limits? Yes <input checked="" type="checkbox"/> No <input type="checkbox"/>	
		h. Is residence on a farm? Yes <input type="checkbox"/> No <input checked="" type="checkbox"/>	

MOTHER	3. NAME (Type or Print) <i>LISA</i>		4. SEX <i>Female</i>		5a. THIS BIRTH SINGLE <input checked="" type="checkbox"/> TWIN <input type="checkbox"/> TRIPLET <input type="checkbox"/>		5. IF TWIN OR TRIPLET (This child born) 1st <input type="checkbox"/> 2nd <input type="checkbox"/> 3rd <input type="checkbox"/>		6. DATE (Month) (Day) (Year) <i>June 9, 1963</i>	
	7. NAME (First) (Middle) (Last) <i>CHURCHER</i>		8. AGE (At time of this birth) YEARS <i>36</i>		9. BIRTHPLACE (State or foreign country) <i>Illinois</i>		10a. USUAL OCCUPATION <i>RETIRED</i>		10b. KIND OF BUSINESS OR INDUSTRY <i>RETIRED</i>	
	11. MAIDEN NAME (First) (Middle) (Last) <i>ARGIE (Mrs. James Churcher) HEWITT</i>		12. AGE (At time of this birth) YEARS <i>36</i>		13. BIRTHPLACE (State or foreign country) <i>Illinois</i>		14. CHILDREN PREVIOUSLY BORN TO THIS MOTHER (Do NOT include this child) a. How many OTHER children are now living? <i>10</i> b. How many OTHER children were born alive dead? c. How many fetal deaths (fetuses born dead at ANY time after conception)? <i>0</i>			
	15. I certify that this certificate is CORRECT. (Signature of Father) <i>James Churcher</i>		16a. SIGNATURE OF ATTENDANT <i>Jerome [Signature]</i>		16b. ADDRESS <i>Ancker Hospital</i>		16c. DATE SIGNED <i>6-10-63</i>		16d. M.D. <input type="checkbox"/> D.O. <input type="checkbox"/> MIDWIFE <input type="checkbox"/> OTHER (Specify)	
17. DATE FILED BY STATE REG. <i>State June 21st, 1963</i>		18. REGISTRAR'S SIGNATURE <i>Frederick L. Long</i>		19. DEPUTY STATE REGISTRAR <i>[Signature]</i>		20. STATE BOARD OF HEALTH <i>[Signature]</i>		21. COUNTY BOARD OF HEALTH <i>[Signature]</i>		

STATE OF MINNESOTA)
COUNTY OF HENNEPIN) SS

I hereby certify that the above is a true and correct copy of the official record on file with the Section of Vital Statistics, Registration of the Minnesota Department of Health.

Dated at Minneapolis
April 3, 1991

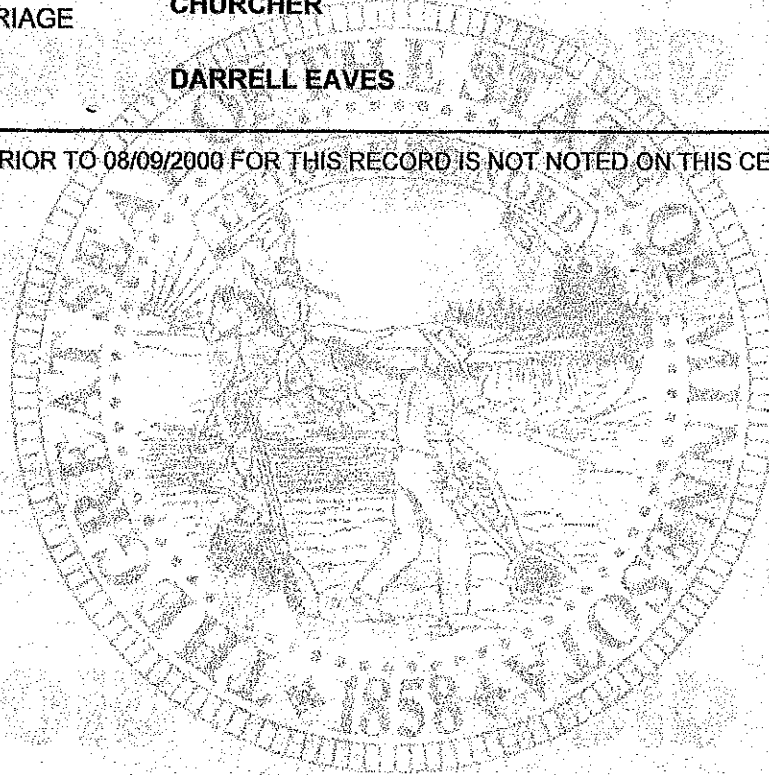
Frederick L. Long
State Registrar
Minnesota Department of Health

NOT VALID WITHOUT IMPRESSED SEAL

STATE FILE NUMBER 1981-MN-063952

FULL NAME DANIELLE MARIE CHURCHER
DATE OF BIRTH DECEMBER 04, 1981
SEX FEMALE
PLACE OF BIRTH SAINT PAUL RAMSEY MINNESOTA
PARENT LISA ANN
NAME PRIOR TO FIRST MARRIAGE CHURCHER
PARENT DARRELL EAVES

ANY AMENDMENT MADE PRIOR TO 08/09/2000 FOR THIS RECORD IS NOT NOTED ON THIS CERTIFICATE.



THIS IS A TRUE AND CORRECT RECORD OF BIRTH REGISTERED IN THE MINNESOTA OFFICE OF VITAL RECORDS.

MR&C Certificate ID
10869826



27H-000017706


FILED: DECEMBER 16, 1981

Molly Mulcahy Crawford
Molly Mulcahy Crawford
STATE REGISTRAR

ISSUED: OCTOBER 04, 2017 HENNEPIN COUNTY SERVICE CENTER-NORTH MPL

THIS CERTIFICATE IS VALID ONLY WHEN PRINTED ON OFFICIAL WATERMARKED SECURITY PAPER WITH A SECURITY THREAD AND STATE SEAL OF MINNESOTA.

IF ANY ALTERATION OR ERASURE VOIDS THIS CERTIFICATE



STATE OF MINNESOTA
CERTIFICATION OF VITAL RECORD

CERTIFICATE OF BIRTH

STATE FILE NUMBER 1960-MN-066451

FULL NAME DARRELL EAVES
DATE OF BIRTH SEPTEMBER 26, 1960
SEX MALE
PLACE OF BIRTH SAINT PAUL RAMSEY MINNESOTA
PARENT SALLY
NAME PRIOR TO FIRST MARRIAGE JOHNSON
PARENT HUBERT EAVES

ANY AMENDMENT MADE PRIOR TO 03/11/2001 FOR THIS RECORD IS NOT NOTED ON THIS CERTIFICATE.

THIS IS A TRUE AND CORRECT RECORD OF BIRTH REGISTERED IN THE MINNESOTA OFFICE OF VITAL RECORDS.

MR&C Certificate ID
11919328



62A-000850159

FILED: OCTOBER 03, 1960

Molly Mulcahy Crawford

Molly Mulcahy Crawford
STATE REGISTRAR

ISSUED: MAY 24, 2019

RAMSEY COUNTY DEPT. OF PUBLIC HEALTH



101 DATE OF DEATH JULY 5, 1987	102 LOCAL REGISTRATION NUMBER 472-78-8659		103 SOCIAL SECURITY NUMBER N/A		104 TYPE OF DEATH Natural		105 MARRIAGE (Specify foreign country) USA		106 US CITIZENSHIP (Specify foreign country) USA		107 OCCUPATION (Specify business or industry) N/A		108 CITY, VILLAGE OR TOWNSHIP St. Paul		109 ZIP CODE 55102		
110 DECEASED - NAME Daniel		111 DECEASED - SEX Male		112 DECEASED - RACE Black		113 DECEASED - AGE 26		114 DECEASED - BIRTH DATE September 26, 1960		115 DECEASED - BIRTH PLACE Hennepin		116 DECEASED - BIRTH DATE July 5, 1987		117 DECEASED - COUNTY OF DEATH Hennepin		118 DECEASED - COUNTY OF BIRTH Hennepin	
119 DECEASED - LOCATION OF DEATH Hennepin		120 DECEASED - HOSPITAL OR OTHER INSTITUTION University Hospital		121 DECEASED - PHYSICIAN (Specify name) Dr. [Name]		122 DECEASED - PHYSICIAN (Specify name) Dr. [Name]		123 DECEASED - PHYSICIAN (Specify name) Dr. [Name]		124 DECEASED - PHYSICIAN (Specify name) Dr. [Name]		125 DECEASED - PHYSICIAN (Specify name) Dr. [Name]		126 DECEASED - PHYSICIAN (Specify name) Dr. [Name]		127 DECEASED - PHYSICIAN (Specify name) Dr. [Name]	

SIGNATURE OF THE REGISTRAR
 [Signature]
 UH0688

CERTIFICATE OF DEATH
 MINNESOTA DEPARTMENT OF HEALTH
 DIVISION OF VITAL STATISTICS

STATE FILE NUMBER
 LOCAL FILE NUMBER

DIRECTOR OF DEPARTMENT OF DESIGNER

COUNTY OF HENNEPIN
 CERTIFIED TO BE A TRUE AND
 CORRECT COPY OF THE ORIGINAL ON
 FILE AND OF RECORD IN MY OFFICE
 MAY 24 2018

BURIAL OR REMOVAL PERMIT ISSUED
 JULY 6 1987

201 PHYSICIAN - NAME Frank [Name]		202 PHYSICIAN - SIGNATURE [Signature]	
203 MEDICAL EXAMINER ON CORONER - NAME [Name]		204 MEDICAL EXAMINER ON CORONER - SIGNATURE [Signature]	
205 CERTIFICATION - PHYSICIAN I attended the person from [Date] to [Date] and on the basis of the examination of the body and/or the investigation, as to [Cause of Death]		206 CERTIFICATION - MEDICAL EXAMINER ON CORONER I attended the person from [Date] to [Date] and on the basis of the examination of the body and/or the investigation, as to [Cause of Death]	

207 PLACE OF INJURY (Specify street, street address, room, building, farm, school, factory, dining room, etc.) [Address]		208 DATE OF INJURY [Date]		209 TIME OF INJURY [Time]	
210 ACCIDENT SOURCE, HOMICIDE OR UNDETERMINED [Source]		211 DATE OF DEATH [Date]		212 TIME OF DEATH [Time]	
213 TYPE OF DEATH [Type]		214 MANNER OF DEATH [Manner]		215 CAUSE OF DEATH [Cause]	

216 TYPE OF DEATH [Type]		217 MANNER OF DEATH [Manner]		218 CAUSE OF DEATH [Cause]	
219 TYPE OF DEATH [Type]		220 MANNER OF DEATH [Manner]		221 CAUSE OF DEATH [Cause]	
222 TYPE OF DEATH [Type]		223 MANNER OF DEATH [Manner]		224 CAUSE OF DEATH [Cause]	

225 TYPE OF DEATH [Type]		226 MANNER OF DEATH [Manner]		227 CAUSE OF DEATH [Cause]	
228 TYPE OF DEATH [Type]		229 MANNER OF DEATH [Manner]		230 CAUSE OF DEATH [Cause]	
231 TYPE OF DEATH [Type]		232 MANNER OF DEATH [Manner]		233 CAUSE OF DEATH [Cause]	

Celebration of Life



Audrey Churcher-Randle

Sunrise
February 13, 1962

Sunset
December 22, 2017

January 3, 2018
Visitation 2:00 p.m. Funeral 3:00 p.m.

Spielman Mortuary

344 University Ave W.
St Paul, MN 55103

Pastor Samuel Watkins, Officiating

Who is ADOS?

Black Americans/African American's

Who lineage has roots in the era of slavery in the United States of America

Building a stronger America through self-determination, generational equity, and identity.

Striving for a stronger America through improving the conditions of human capital, cultural capital and American camaraderie through reparations and policy.

Who is ADOS?

#LineageMatters

ADOS is both a lineage and a political identity. Both have a base qualification of the following: Anyone who can trace their lineage to 1850-1880 United States of America census records where their ancestors were listed as black, negro or mulatto. Secondly, have been categorized as black/African American for the last 15 years on government documents can potentially be ADOS. Below are the breakdowns of these persons.

App releasing October 2021

This app will provide political, community and economic resource guides for ADOS people and allies.

ADOS HQ

Political Organization:

must be enrolled in the organization ADOS HQ,

ADOS Lineage

National Recognition:

Be able to prove an enslaved ancestor on US documents

*note- ADOS, ADOCS, BODACS, DOCS are interchangeable

Delineations of ADOS

Us Freedman

Have proof of enslaved ancestors, have ancestors who are on the US Freedman's bureau and bank records

African American

Have proof of African enslavement either through census records, slave ship manifests, or other government documents denoting the slave as African

FBA

Be a descendent of Americans who are traceable to 1526, registered with the Foundational Black American Organization

IBA

Able to show proof of ancestral ties to American Indian census, rolls, and enumeration schedules

Indigenous nation

The indigenous populations of the Americas specifically the United States of America were not necessarily enslaved but were harmed during the period of slavery between 1776-1865

Recognized

This is for those who have challenged for their tribal rights and have been recognized by their tribes as indigenous

Unrecognized

Those who have not yet been recognized and those who have yet to apply

Reparations payments:

1. Education: FREE through bachelors retroactively and for the next 5 generations, 125 years. With direct reimbursement to adocs.

a. A board of ADOS/FBA members, which decide on curriculum, benchmarks and standards.

b. Must be qualified in areas of education

c. Funding for schools allocated as directed by reparations agreement allotment. Inflation rates equal to population.

2. Property: \$1.5 million to \$500k grant for a home. Based on family size and location.

a. Homeownership is the foundation of the wealth gap.

b. Removes ability for predatory lending.

c. No interest loans makes homes more affordable.

d. Maintained by HUD under reparations agreement

e. To be provided immediately and for the next 5 generations.

f. No default, no foreclosure.

3. Licensing: ATF Gaming and all other licensed that have been previously been denied to us and are heirloomed. Equal to population

a. Licenses are allotted specifically for ADOS/FBA

b. Each city will adjust their allowable license limit to accommodate the ADOS/FBA populations

4. Release all holds and incarcerations of Political Prisoners of war , providing sovereignty and protected class status.

5. Capital: A check. Dollar amount to be discussed. No less than \$250k per ADOS.

6. We also need Medical supports, a committee of ADOS/FBA in the HHS department, who oversee any reports of discrimination or complaint involving ADOS or FBA whether patients or health care worker.

7. Civil rights department should include specific committee to handle ADOS/FBA reports of discrimination.