

PROPOSAL

Project Location:

Project ID: 29468

Project Name: Protectowire System Replacement

Americold – [REDACTED]

[REDACTED]

[REDACTED] TX [REDACTED]

Date: 8/30/2018

Proposed Equipment / Services

[REDACTED] proposes the following budget to furnish and install the equipment required to replace the Protectowire Detection System. The design shall be a direct replacement of the existing system with the exception of the cable in the racks. The cable within the racks will be installed differently than before. FM Global standards do not pertain to this project, therefore, we will utilize UL listed spacing on the Protectowire cable. This spacing allows us to install two levels of cable within each rack as is existing currently. We will install the cable in the flue space only. The cable will be attached to the rack framework with special retaining clips and fasteners. This method of installation will ensure that the cable will stay protected and free from damage cause by the pallets. All system components including conduit and wiring shall be replaced. Once the installation begins, we will need to have at least two complete rows of racks cleared of product on a daily basis in order to maintain efficiency and maximize downtime. The product needs to be removed only from the two levels where the existing sprinkler mains are located. Once rack work is complete, work on the ceiling will begin. Total price includes labor, materials, equipment, and applicable sales tax.

Sequence of work:

1. Install new control units
2. Replace conduit and wiring to a particular zone prior to new cable installation
3. Install new Protectowire in at least two complete racks per day. The existing cable shall be removed prior to moving to the next set of racks.
4. The system shall be deactivated and reactivated within the respective zone on a daily basis
5. Replace roof conduit and wiring to a particular zone prior to a new cable installation.
6. Install new cable on existing sprinkler piping in a particular zone.
7. Once new cable is complete in a particular zone, the existing cable shall be removed.


Equipment to be installed:

- Four (4) conventional zone Protectowire control units complete with batteries
- 51,000 feet of 155 degree Protectowire detection cable
- 240 moisture proof junction boxes complete with terminal strip
- 48 strain relief connectors
- 4 rolls of sealant tape
- 4 rolls of 33+ tape
- 100 splice connectors
- 13,000 double loop cable straps
- 6,500 rack mount cable clamps
- 8,600 feet 3/4th inch conduit
- 860 couplings
- 120 connectors
- 60 4" square boxes complete with cover
- 200 feet of 1/2in sealtite flexible conduit
- 16,000 feet 2-conductor #16 FPLP cable

Exclusions:

- AC Power to the control units (existing)
- Remote signal wiring to the building fire alarm system (existing)
- Patching and painting
- Overtime or weekend labor unless mutually agreed upon.

Total	\$684,865.00
If all existing Protectowire control units are able to be reused, deduct:	(\$12,850.00)
If all existing conduit and wiring is able to be reused, deduct:	(\$44,440.00)
If all <u>CEILING LEVEL</u> Protectowire is able to be reused, deduct:	(\$167,070.00)
Total after all optional deductions:	\$460,505.00



PROPOSAL

Project Location:

Project ID: 30981

Project Name: Fire Alarm Replacement

Americold – [REDACTED]

[REDACTED]

[REDACTED] TX [REDACTED]

Date: 8/30/2018

Proposed Equipment / Services

[REDACTED] proposes the following budget for the replacement of the fire alarm system at the Americold – [REDACTED] facility. This proposal is in supplement to proposal 29468 for the replacement of the Protectowire system. The design shall be a direct replacement for the existing system. The system to be installed is manufactured by Fire Control Instruments (FCI). Because we will be utilizing the existing conduit as much as possible, the owner may need to hire a fire watch during the times that the system will be out of service. This will be kept to a minimum by replacing the system in sections. Total price includes materials, equipment, labor, and tax.

- Sequence of work
 - Remove and replace control unit. The new control unit will be placed on a temporary stand until the existing is ready to be removed permanently.
 - Install jumper circuits to bypass sections in order to install on the new control system.
 - Replace devices in each section as it is worked.
 - Replace cable as required.
 - The system shall be deactivated and reactivated as required on a daily basis.
 - Engineered drawings shall be submitted to the city for approval.
 - Once the installation is complete, the system shall be tested with the city.
- Included equipment
 - (1) analog addressable control unit, complete with batteries
 - (1) radio communicator complete with batteries
 - (13) aux power supplies complete with batteries
 - (2) remote annunciators
 - (21) smoke detectors
 - (7) duct mounted smoke detectors complete with sampling tubes
 - (32) addressable manual pull stations
 - (99) addressable monitor modules
 - (16) addressable relay modules

- (13) Strobes
- (73) weatherproof horn/strobes
- (104) weatherproof strobes
- (26,000) feet of fire alarm cable
- Excluded
 - AC power to the control unit (existing)
 - Patching and painting
 - Overtime or weekend work

	Total:	257,120.00
If all existing notification appliance circuit power panels are able to be reused, deduct:		(\$7,230.00)
If all existing audio/visual devices, including wiring are able to be reused, deduct:		(\$75,310.00)
Total including all optional deductions:		\$174,580.00



Budget Proposal

Proposal Date:	10/25/18	Project Name:	Americold
Submitted To:	Americold	Project Address:	[REDACTED]
Street Address:	[REDACTED]	Unit, Floor, Bldg. #:	
City, State, Zip	[REDACTED] TX	Project City, State, Zip:	[REDACTED] TX
Attention:	[REDACTED]	E-mail Address:	[REDACTED]
Telephone:	[REDACTED]	Fax:	

We hereby submit specification and estimates for :

Budget price for the necessary fire sprinkler work to remove the existing piping, thaw out the ice and reinstall the piping with new couplings and heads as needed for overhead systems 2,7,14 and rack systems 2,4,5,7,10 and 14. Our price includes all labor, material and lift rental.
Labor is figured for normal working hours (Mon- Fri. 7:00-3:30pm)
Scope of work: Remove all piping with ice, thaw out and let dry, re-install with new grooved couplings as needed and fire sprinkler heads.
Replace broken blocking valve on system 14 overhead and rack system.
Set up systems and put back in service for normal use.
• Replacement of the Pre-Action Valves.

Owners Responsibilities

- Owner/Occupant to notify 3rd party monitoring and disable alarms prior to start of work.
- Owner/Occupant to protect or prepare all work areas.
- Owner/Occupant to provide access to all areas pertaining to work.

Specifically Excluded from Proposal

Any electrical work, remodel taxes, removal and/or replacement of ceiling tiles, any raising/lowering/relocating of existing pipe for other trades, bonds, adequate water supply, painting, system monitoring, drain down fees, demo due to other trades, flex heads, center of tile, fire alarms, integrity of existing sprinkler system, protection for eaves/overhangs, combustible areas, concealed sprinklers, fire caulking, hydraulic calculations, permit, shop drawings, fire watch, any work not specified in scope of work above.

We Propose hereby to furnish material and labor - Complete in accordance with above specifications, for the sum of	
\$563,724.00	Five Hundred Sixty- Three Thousand Seven Hundred Twenty- Four Dollars
<i>plus applicable taxes</i>	
<i>If nontaxable please provide tax exempt certificate with signed proposal</i>	
<i>*NOTE* This proposal may be withdrawn by American Fire Protection Group, Inc. if not accepted within 30 days of the proposal date.</i>	
<i>PAYMENT TO BE MADE MONTHLY as the work progresses to the value of One Hundred Percent (100%) of all work complete and material on job site. The entire amount must be paid in full, within thirty (30) days after completion of work. All material guaranteed to be as specified. All work to be completed in a workmanlike manner according to standard practices. Any alteration or deviation from above specifications involving extra costs will be executed only upon written orders and will become an extra charge over and above the estimate. All agreements are contingent upon accidents or delays beyond our control. Owner is required to carry fire, tornado and other necessary insurance. Our Workers are fully covered by Workmen's Compensation Insurance.</i>	

Proposal Submitted By: **[REDACTED]**

*******PROPOSAL/ TERMS & CONDITIONS ACCEPTANCE*******

_____	_____
Printed Name (Required)	E-mail Address (Required)
_____	_____
Signature (Required)	Date (Required)

***NOTE* This proposal may be withdrawn by [REDACTED]**

TERMS AND CONDITIONS

The Work Authorization, together with these Terms and Conditions, constitute the entire agreement ("Agreement") of the parties.

1. This Agreement is for work performed on this Work Authorization only. If Customer wants [REDACTED] (The Company) to make any additional repairs, alterations or replacements as a result of the work performed, the Company will do so for additional compensation to be agreed upon in writing by the parties.
2. The Company does not know and does not represent whether the current fire protection system on the property of Customer ("Property") was originally designed and installed in such a way that the system will perform as originally intended or is suitable and sufficient for its intended purpose given the way in which the Property has been or will be used. In other words, the Property has been or may be used in ways such that the configuration of partition walls, the location of and types of materials (including the presence of hazardous materials) and other conditions of the Property's use are such that the fire protection system is inadequate, insufficient or unsuitable for the Property. THIS AGREEMENT IS NOT A GUARANTEE OR WARRANTY THAT THE SYSTEM WILL IN ALL CASES (A) PROVIDE THE LEVEL OF PROTECTION FOR WHICH IT WAS ORIGINALLY INTENDED, (B) IS FREE OF ALL DEFECTS AND DEFICIENCIES, (C) AND IS IN COMPLIANCE WITH ALL APPLICABLE CODES. Customer agrees that it has not retained Company to make these assessments unless otherwise specifically indicated.
3. The Company will be permitted, at all reasonable times, to enter the Property to conduct the work as outlined in this Agreement.
4. TO THE FULLEST EXTENT PERMITTED BY LAW, CUSTOMER AGREES TO DEFEND, INDEMNIFY AND HOLD HARMLESS COMPANY AND ITS AFFILIATES, AGENTS AND EMPLOYEES FROM AND AGAINST ANY AND ALL CLAIMS, DAMAGES, LOSSES, INJURIES OR LIABILITIES, OF ANY KIND, RESULTING FROM OR IN ANY MANNER RELATED TO OR CONNECTED WITH THE WORK PERFORMED FOR WHICH THE COMPANY UNDER THIS AGREEMENT (WHETHER ARISING DURING OR FOLLOWING THE PERFORMANCE OF THE WORK), AND ALL ACTIVITIES RELATED THERETO, OR OCCURRING OR RESULTING FROM THE USE BY THE COMPANY OR ITS AGENTS OR EMPLOYEES OF MATERIALS, EQUIPMENT, INSTRUMENTALITIES OR OTHER PROPERTY, WHETHER THE SAME BE OWNED BY THE CUSTOMER, THE COMPANY OR THIRD PARTIES, EXCEPT FOR AND TO THE EXTENT OF CLAIMS AND LIABILITIES ARISING SOLELY OUT OF THE COMPANY'S NEGLIGENT ACTS OR OMISSIONS BUT SUBJECT TO THE LIMITATION IN PARAGRAPH 5. a. BELOW. CUSTOMER SHALL INDEMNIFY COMPANY FOR COMPANY'S LEGAL FEES, COSTS AND DISBURSEMENTS PAID OR INCURRED TO ENFORCE THE PROVISIONS OF THIS PARAGRAPH. CUSTOMER FURTHER AGREES TO OBTAIN MAINTAIN AND PAY FOR SUCH INSURANCE COVERAGE AND ENDORSEMENTS, INCLUDING COMPLETED OPERATIONS COVERAGE, AS WILL INSURE THE PROVISIONS OF THIS PARAGRAPH AND, UPON REQUEST, SHALL PROVIDE COMPANY WITH EVIDENCE THEREOF.
5. IF THE ABOVE INDEMNIFICATION IS UNENFORCEABLE IN THE STATE IN WHICH THE WORK IS PERFORMED, THEN THE FOLLOWING LIMITED LIABILITY LANGUAGE APPLIES:
 - a. CUSTOMER AGREES THAT THE LIABILITY OF COMPANY, IT'S OFFICERS, DIRECTORS, EMPLOYEES, PARENT COMPANY, SUBSIDIARIES, AFFILIATES, CONSULTANTS, SUBCONTRACTORS AND VENDORS TO CUSTOMERS AND OR OTHER OCCUPANTS OR VISITORS OF THE PROPERTY, ARISING OUT OF THE COMPANY'S NEGLIGENT ACTS OR OMISSIONS, SHALL BE LIMITED TO THE LESSER OF \$ 10,000.00 OR THE AMOUNT OF THE CONTRACT/PRICE OF WORK PERFORMED BY THE COMPANY. THIS LIMITATION OF LIABILITY SHALL APPLY TO ALL JUDGMENTS, CLAIMS, LIABILITY, COSTS, EXPENSES, LEGAL FEES AND ALL DAMAGES OR LOSSES OF ANY NATURE, SUSTAINED BY CUSTOMER, CONTRACTOR OR SUBCONTRACTOR, OR ANY OTHER PARTY CLAIMING BY OR THROUGH THEM. THIS LIMITATION DOES NOT APPLY TO CLAIMS OF INTENTIONAL, WILLFUL OR WANTON ACTS.
6. IT IS UNDERSTOOD AND AGREED BY THE CUSTOMER THAT THE COMPANY IS NOT AN INSURER AND THAT INSURANCE COVERAGE SHALL BE OBTAINED BY THE CUSTOMER AND THAT THE AMOUNTS PAYABLE TO THE COMPANY HEREUNDER ARE BASED UPON THE VALUE OF THE SERVICES TO BE RENDERED AND ARE UNRELATED TO THE VALUE OF THE CUSTOMER'S PROPERTY AND THE PROPERTY OF OTHERS LOCATED ON THE PREMISES. CUSTOMER AGREES TO LOOK EXCLUSIVELY TO THE CUSTOMER'S INSURANCE TO RECOVER FOR INJURY OR DAMAGE IN THE EVENT OF ANY LOSS OR INJURY AND THE CUSTOMER RELEASES AND WAIVES ALL RIGHT OF RECOVERY AGAINST COMPANY ARISING BY WAY OF SUBROGATION.
7. While the Company will make every reasonable effort to prevent the discharge of water into or onto areas of landscaping, decorative pavement, etc., it is the Customer's responsibility to provide sufficient and readily accessible means to accept the full flow of water that may be required by tests as determined by the type of inspection.
 8. This Agreement may not be assigned by Customer without the written consent of the Company.
 9. Neither party shall be liable to the other for indirect, incidental, consequential or punitive damages arising out of the work.
10. If payment for work provided in this Agreement is not received by the Company within 30 days from Customer's receipt of an invoice for the work, Customer shall pay interest at the rate of 8% per annum on all past due sums, together with all costs of collection, including attorney's fees.
11. This Agreement constitutes the entire agreement of the parties. If any provision hereof shall be invalid, the remaining provisions shall survive and be enforceable against the parties. The law of the state where the work is performed will govern. This Agreement supersedes all prior agreements. This Agreement may be modified only by a written instrument signed by both parties.

Bill to Name: _____ **PO#** _____

Address: _____ **Accepted by:** _____

City, State and Zip Code: _____

Printed Name : _____

Break down per system.

Rack System 2	Total \$108,673.00		
	Material \$37,374.00	Heads \$18,924.00	Couplings \$18,450.00
	Labor \$71,299.00		
Rack System 4	Total \$71,120.00		
	Material \$24,426.00	Heads \$12,368.00	Couplings \$12,058.00
	Labor \$46,694.00		
Rack System 5	Total \$72,495.00		
	Material \$24,899.00	Heads \$12,607.00	Couplings \$12,292.00
	Labor \$47,596.00		
Rack System 7	Total \$64,104.00		
	Material \$22,006.00	Heads \$11,143.00	Couplings \$10,863.00
	Labor \$42,098.00		
Rack System 10	Total \$60,802.00		
	Material \$20,868.00	Heads \$10,566.00	Couplings \$10,302.00
	Labor \$39,934.00		
Rack System 14	Total \$ 104,545.00		
	Material \$35,951.00	Heads 18,203.00	Couplings \$17,748.00
	Labor \$68,594.00		

Overhead System 2 Total \$33,290.00

Material \$11,382.00 Heads \$2,160.00 Couplings \$ 9,223.00

Labor \$21,908.00

Overhead System 7 Total \$ 33,290.00

Material \$11,382.00 Heads \$ 2,160.00 Couplings \$9,223.00

Labor \$21,908.00

Overhead System 14 Total \$15,405.00

Material \$5,216.00 Heads \$990.00 Couplings \$4,226.00

Labor \$10,189.00

Optional price to air test piping @ 125 lbs before

installing the piping back in the cooler/ freezer

Add \$42,249.00 plus tax

[REDACTED]

January 23, 2019

Re: Americold [REDACTED]
[REDACTED] Texas

I am pleased to submit our proposal for the above referenced project.

Our proposal includes the following scope of work for the fire alarm system.

Fire Alarm Scope of Work

- Furnish and install Outdoor conduit around the sides and back of the facility.
- Include a lift for our scope.
- Furnish and install additional test boxes inside the freezer areas.

Our Proposal Does Not Include

- 120VAC power required for our system.
- Any electrical conduit or raceways that may be needed other than stub ups from panels, pull stations, and flex at all risers.
- Monitoring and phone lines.
- Builders risk insurance or bond.
- Any concrete cutting, trenching or underground conduit.
- Any painting, Patching, or ceiling tiles.
- Any additional devices that may be required by the AHJ or requested by the owner.
- Any labor or materials associated with the fire sprinkler systems other than the interfaces as described herein.
- Any labor or materials associated with any other building systems not specifically described herein.
- Smoke control system, full smoke coverage, exhaust fan, or fire smoke damper control.
- Audio-visual devices anywhere in the facility.

Clarifications

- Delays or additional mobilizations caused by owner or contractor will be charged additionally.
- Price is predicated on reasonable access, parking, and staging area for tools and materials in close proximity to work area.
- The quoted price is firm for *60 days. Our proposal is based on current market prices. We reserve the right to increase or decrease our price if market changes occur after *60 days.
- Proposal is based on all work being performed during normal work hours which are M-F, 7:00am until 4:00pm.
- Proposal is based on a non-voice system. If voice is required additional costs will be added.
- Construction schedule to be provided and agreed between parties.
- The work will be performed under the supervision of a NICET Level II in Alarm.
- Proper tax-exempt documents required or tax will be added at time of billing.
- Proposal is based on re-using the existing Power supplies, strobes horn strobes and associated wiring, raceways, and back boxes that can be utilized.



Page 3

We will perform the work as described for a cost of:

\$9,586.00

Nine Thousand Five Hundred Eighty-Six Dollars

Taxes = \$791.00

Total lump sum = \$10,377.00

Our terms are Net 30 days (W.A.C.)

If you have any questions, please call me at



If the job requires additional expenses we will not exceed the above estimate without (1) notifying you of the progress made and what remains to complete the work, and (2) your prior consent. All material is guaranteed to be as specified. All work to be completed in a workmanlike manner according to standard practices. Any alterations or deviations from above specifications involving extra costs will be executed only upon written orders, and will become an extra charge over and above the estimate. All agreements are contingent upon strikes, accidents or delays beyond our control. The owner is to carry fire, tornado and other necessary insurance. Our workers are fully covered by Workmen's compensation insurance. A list of exclusions follows; painting & patching; overtime or after-hours work; a/c power or electrical interfaces; any required shutdown or interface connections; non-productive or customer initiated hold-ups; repairs or replacement parts caused by other trades, actions beyond our control or component failure on existing systems. The customer is to provide and maintain phone lines for all communicators. This proposal may be withdrawn by us if not accepted within Sixty (60) days.

Acceptance of Proposal - The above prices, specifications and conditions are satisfactory and are hereby accepted. You are authorized to do the work as specified. Payment will be made as outlined above.

Signature: _____ Date of Acceptance: _____ P.O.# _____



TERMS AND CONDITIONS

The Work Authorization, together with these Terms and Conditions, constitute the entire agreement ("Agreement") of the parties.

1. This Agreement is for work performed on this Work Authorization only. If Customer wants [REDACTED] (The Company) to make any additional repairs, alterations or replacements as a result of the work performed, the Company will do so for additional compensation to be agreed upon in writing by the parties.
2. The Company does not know and does not represent whether the current fire protection system on the property of Customer ("Property") was originally designed and installed in such a way that the system will perform as originally intended or is suitable and sufficient for its intended purpose given the way in which the Property has been or will be used. In other words, the Property has been or may be used in ways such that the configuration of partition walls, the location of and types of materials (including the presence of hazardous materials) and other conditions of the Property's use are such that the fire protection system is inadequate, insufficient or unsuitable for the Property. THIS AGREEMENT IS NOT A GUARANTEE OR WARRANTY THAT THE SYSTEM WILL IN ALL CASES (A) PROVIDE THE LEVEL OF PROTECTION FOR WHICH IT WAS ORIGINALLY INTENDED, (B) IS FREE OF ALL DEFECTS AND DEFICIENCIES, (C) AND IS IN COMPLIANCE WITH ALL APPLICABLE CODES. Customer agrees that it has not retained Company to make these assessments unless otherwise specifically indicated.
3. The Company will be permitted, at all reasonable times, to enter the Property to conduct the work as outlined in this Agreement.
4. TO THE FULLEST EXTENT PERMITTED BY LAW, CUSTOMER AGREES TO DEFEND, INDEMNIFY AND HOLD HARMLESS COMPANY AND ITS AFFILIATES, AGENTS AND EMPLOYEES FROM AND AGAINST ANY AND ALL CLAIMS, DAMAGES, LOSSES, INJURIES OR LIABILITIES, OF ANY KIND, RESULTING FROM OR IN ANY MANNER RELATED TO OR CONNECTED WITH THE WORK PERFORMED BY THE COMPANY UNDER THIS AGREEMENT (WHETHER ARISING DURING OR FOLLOWING THE PERFORMANCE OF THE WORK), AND ALL ACTIVITIES RELATED THERETO, OR OCCURRING OR RESULTING FROM THE USE BY THE COMPANY OR ITS AGENTS OR EMPLOYEES OF MATERIALS, EQUIPMENT, INSTRUMENTALITIES OR OTHER PROPERTY, WHETHER THE SAME BE OWNED BY THE CUSTOMER, THE COMPANY OR THIRD PARTIES, EXCEPT FOR AND TO THE EXTENT OF CLAIMS AND LIABILITIES ARISING SOLELY OUT OF THE COMPANY'S NEGLIGENT ACTS OR OMISSIONS BUT SUBJECT TO THE LIMITATION IN PARAGRAPH 5. a. BELOW. CUSTOMER SHALL INDEMNIFY COMPANY FOR COMPANY'S LEGAL FEES, COSTS AND DISBURSEMENTS PAID OR INCURRED TO ENFORCE THE PROVISIONS OF THIS PARAGRAPH. CUSTOMER FURTHER AGREES TO OBTAIN MAINTAIN AND PAY FOR SUCH INSURANCE COVERAGE AND ENDORSEMENTS, INCLUDING COMPLETED OPERATIONS COVERAGE, AS WILL INSURE THE PROVISIONS OF THIS PARAGRAPH AND, UPON REQUEST, SHALL PROVIDE COMPANY WITH EVIDENCE THEREOF.
5. IF THE ABOVE INDEMNIFICATION IS UNENFORCEABLE IN THE STATE IN WHICH THE WORK IS PERFORMED, THEN THE FOLLOWING LIMITED LIABILITY LANGUAGE APPLIES:
 - a. CUSTOMER AGREES THAT THE LIABILITY OF COMPANY, IT'S OFFICERS, DIRECTORS, EMPLOYEES, PARENT COMPANY, SUBSIDIARIES, AFFILIATES, CONSULTANTS, SUBCONTRACTORS AND VENDORS TO CUSTOMERS AND OR OTHER OCCUPANTS OR VISITORS OF THE PROPERTY, ARISING OUT OF THE COMPANY'S NEGLIGENT ACTS OR OMISSIONS, SHALL BE LIMITED TO THE LESSER OF \$ 10,000.00 OR THE AMOUNT OF THE CONTRACT/PRICE OF WORK PERFORMED BY THE COMPANY. THIS LIMITATION OF LIABILITY SHALL APPLY TO ALL JUDGMENTS, CLAIMS, LIABILITY, COSTS, EXPENSES, LEGAL FEES AND ALL DAMAGES OR LOSSES OF ANY NATURE, SUSTAINED BY CUSTOMER, CONTRACTOR OR SUBCONTRACTOR, OR ANY OTHER PARTY CLAIMING BY OR THROUGH THEM. THIS LIMITATION DOES NOT APPLY TO CLAIMS OF INTENTIONAL, WILLFUL OR WANTON ACTS.
6. IT IS UNDERSTOOD AND AGREED BY THE CUSTOMER THAT THE COMPANY IS NOT AN INSURER AND THAT INSURANCE COVERAGE SHALL BE OBTAINED BY THE CUSTOMER AND THAT THE AMOUNTS PAYABLE TO THE COMPANY HEREUNDER ARE BASED UPON THE VALUE OF THE SERVICES TO BE RENDERED AND ARE UNRELATED TO THE VALUE OF THE CUSTOMER'S PROPERTY AND THE PROPERTY OF OTHERS LOCATED ON THE PREMISES. CUSTOMER AGREES TO LOOK EXCLUSIVELY TO THE CUSTOMER'S INSURANCE TO RECOVER FOR INJURY OR DAMAGE IN THE EVENT OF ANY LOSS OR INJURY AND THE CUSTOMER RELEASES AND WAIVES ALL RIGHT OF RECOVERY AGAINST COMPANY ARISING BY WAY OF SUBROGATION.
7. While the Company will make every reasonable effort to prevent the discharge of water into or onto areas of landscaping, decorative pavement, etc., it is the Customer's responsibility to provide sufficient and readily accessible means to accept the full flow of water that may be required by tests as determined by the type of inspection. 8. This Agreement may not be assigned by Customer without the written consent of the Company.
9. Neither party shall be liable to the other for indirect, incidental, consequential or punitive damages arising out of the work.
10. If payment for work provided in this Agreement is not received by the Company within 30 days from Customer's receipt of an invoice for the work, Customer shall pay interest at the rate of 8% per annum on all past due sums, together with all costs of collection, including attorney's fees.
11. This Agreement constitutes the entire agreement of the parties. If any provision hereof shall be invalid, the remaining provisions shall survive and be enforceable against the parties. The law of the state where the work is performed will govern. This Agreement supersedes all prior agreements. This Agreement may be modified only by a written instrument signed by both parties.

ASBESTOS INSPECTION REPORT

for

**AMERICOLD
240 Chester Street
St. Paul, Minnesota 55107**



prepared by:

**Reliable
Environmental
Solutions, Inc. RES**

4211 Westgate Drive, Springfield, IL 62711

217.787.9800 ♦ 217.787.9801 FAX

www.ReliableEnv.com

Inspection Dates: September 11-12, 2012

RES Project #12237

Steven T. Charron
Minnesota Certified Inspector
Certification #: AI12082

Amy J. Williams, President
EPA Accredited Inspector
Certificate #: BIR/0189

TABLE OF CONTENTS

SECTION 1: Introduction

SECTION 2: Summary of Findings

SECTION 3: Drawings and Photographs of Sampling Locations

SECTION 4: Laboratory Results and Credentials

SECTION 5: Inspector's Credentials

INTRODUCTION

I. SCOPE

Reliable Environmental Solutions, Inc. (RES) performed an asbestos inspection of the Americold facility located at 240 Chester Street, St. Paul, Minnesota on September 11-12, 2012. The purpose of the inspection was to identify asbestos containing materials located at the above referenced facility.

II. INSPECTION PROTOCOL

The inspection was performed in accordance with the Asbestos Hazard Emergency Response Act (AHERA), the National Emission Standards for Hazardous Air Pollutants (NESHAP) and Occupational Safety and Health Administration (OSHA) regulations. Personnel performing the inspection are accredited by the Asbestos School Hazard Abatement Reauthorization Act (ASHARA). Credentials of the on-site licensed inspector are located in Section 5 of this report.

The intent of the inspection is to survey all areas; however, inaccessible areas that would require destructive methods to uncover suspect materials, such as pipe chases and EPDM (rubber) roofing materials, may not have been surveyed. Any suspect material discovered during a renovation or demolition that has not been identified in this report must be sampled.

III. SAMPLING PROTOCOL

Bulk samples of materials suspected of containing asbestos were collected in a random manner. The Summary of Findings located in Section 2 of this report identifies these suspect materials and the number of samples collected for each suspect material. Materials which tested positive or were assumed to be positive for asbestos are highlighted in yellow.

Between three and seven samples were collected from each homogeneous material. A homogeneous material is a material that is uniform in color and texture and installed at the same time. The number of samples collected is dictated by AHERA based on the type of material sampled. Materials are grouped in one of three categories including Surfacing, Thermal and Miscellaneous. State of the art practices require three negative results to state that a material is negative; whereas, one positive result will result in the entire homogeneous area being identified as positive.

IV. ANALYSIS PROTOCOL

Samples were analyzed by McCall and Spero, Inc. of Louisville, Kentucky. McCall and Spero, Inc. is a National Voluntary Laboratory Accreditation Program (NVLAP) accredited laboratory. Credentials for the laboratory are located in Section 4 of this report. Samples were analyzed by Polarized Light Microscopy (PLM) according to AHERA protocol.

Friable materials found to contain less than ten percent asbestos are recommended to be point counted according to the NESHAP regulations. The Transmission Electron Microscopy (TEM) method has proven to be a more reliable method for a similar cost; therefore, RES recommends utilizing TEM in lieu of point counting if additional testing is performed.

Certain non-friable materials are difficult to properly ascertain the asbestos content with the PLM method; therefore, in some circumstances the laboratory will recommend TEM analysis to determine if these materials are actually negative. Some state regulatory agencies will use TEM analysis to determine if a material contains asbestos; therefore, the laboratory has recommended that the non-friable materials identified with double asterisks (***) be further analyzed by TEM.

V. SUMMARY

The Americold facility located at 240 Chester Street, St. Paul, Minnesota was inspected for asbestos containing materials. The materials found to contain asbestos are listed below:

SCA – Sprayed-on acoustical ceiling texture, located on the first floor of the Summit Foods/Madison Foods first floor offices and entrance contains 3% chrysotile asbestos as analyzed by Polarized Light Microscopy. This surfacing material was non-friable and in good condition at the time of sampling.

TTA – Joint compound on paper wrap over fiberglass tank insulation, located in the south engine room contains 3% chrysotile asbestos as analyzed by Polarized Light Microscopy. This thermal material was non-friable and in fair condition at the time of sampling.

MCB – 2' X 2' ceiling tile, fissures and pinholes, located in the north dock office contains 3% chrysotile asbestos as analyzed by Polarized Light Microscopy. This miscellaneous material was friable and in good condition at the time of sampling.

MFA – 12" X 12" floor tile and mastic, white with gray specks, located on the first floor of the former Baldinger's Bakery offices contains 3% chrysotile asbestos as analyzed by Polarized Light Microscopy. This miscellaneous material was non-friable and in good condition at the time of sampling.

MFC – 9" X 9" floor tile and mastic, white with gray streaks, located in the Summit Foods/Madison Foods first floor offices contains 2-5% chrysotile asbestos as analyzed by Polarized Light Microscopy. This miscellaneous material was non-friable and in poor condition at the time of sampling. The inspector observed loose and missing tiles and areas of exposed floor tile mastic.

MFD – Linoleum, gray 12" X 12" square pattern, located in the kitchen on the second floor of the Summit Foods/Madison Foods offices contains 2% chrysotile asbestos as analyzed by Polarized Light Microscopy. The asbestos was found in the mastic beneath the linoleum. This miscellaneous material was non-friable and in good condition at the time of sampling.

MFE – 9" X 9" floor tile and mastic, tan (beneath carpet), located in the second floor center offices contains 3-5% chrysotile asbestos as analyzed by Polarized Light Microscopy. This miscellaneous material was non-friable and in good condition at the time of sampling.

MFF – 12" X 12" floor tile and mastic, white with gray streaks, located in the north Schwans storeroom of the second floor center offices contains 2-3% chrysotile asbestos as analyzed by Polarized Light Microscopy. This miscellaneous material was non-friable and in good condition at the time of sampling.

MFG – 12" X 12" floor tile and mastic, white with tan specks, located at the north end of the second floor center offices and in the south offices area contains 3% chrysotile asbestos as analyzed by Polarized Light Microscopy. This miscellaneous material was non-friable and in good condition at the time of sampling.

MML – Carpet mastic, located in the second floor center offices and south offices contains 3% chrysotile asbestos as analyzed by Polarized Light Microscopy. This miscellaneous material was non-friable and in good condition at the time of sampling.

MMS – Glue pucks, black, located on paneled walls in the second floor center offices north hallway contains 5% chrysotile asbestos as analyzed by Polarized Light Microscopy. This miscellaneous material was non-friable and in fair condition at the time of sampling.

MMZ – Exterior caulk, tan, located around windows and doors of the center offices contains 3% chrysotile asbestos as analyzed by Polarized Light Microscopy. This miscellaneous material was non-friable and in good condition at the time of sampling.

MMAE – Window glazing, black, located around windows in the second floor of the former Baldinger's Bakery offices contains 5% chrysotile asbestos as analyzed by Polarized Light Microscopy. This miscellaneous material was non-friable and in good condition at the time of sampling.

MXA – Drywall and compound, located throughout the facility contains 3% chrysotile asbestos as analyzed by Polarized Light Microscopy. This miscellaneous material was non-friable and in good condition at the time of sampling.

SFA – Concrete block insulation (vermiculite), located in the north dock area was sampled by RES and tested negative for asbestos content, however the Minnesota Department of Health and the Minnesota Pollution Control Agency strongly recommends assuming vermiculite insulation contains asbestos. There is no dependable way of determining the asbestos content of vermiculite. This thermal material was friable and was in poor condition at the time of sampling.

MMK – Fire doors, located throughout the facility were assumed to be asbestos containing. Sampling may damage fire doors and eliminate fire rating. This miscellaneous material was non-friable and in good condition at the time of sampling.

Americold
240 Chester Street
St. Paul, Minnesota 55107

SUMMARY OF FINDINGS BY PLM ANALYSIS

HOMO AREAS	DESCRIPTION	ACM			NOTES
		ASSUMED	POS	NEG	
SCA	SPRAYED-ON ACOUSTICAL CEILING TEXTURE		3		
TTA	JOINT COMPOUND ON PAPER WRAP OVER FIBERGLASS TANK INSULATION		3		
MCB	2' X 2' CEILING TILE, FISSURES AND PINHOLES		3		
MFA	12" X 12" FLOOR TILE AND MASTIC, WHITE WITH GRAY SPECKS		3		
MFC	9" X 9" FLOOR TILE AND MASTIC, WHITE WITH GRAY STREAKS		3		
MFD	LINOLEUM, GRAY 12" X 12" SQUARE PATTERN		3		
MFE	9" X 9" FLOOR TILE AND MASTIC, TAN (BENEATH CARPET)		3		
MFF	12" X 12" FLOOR TILE AND MASTIC, WHITE WITH GRAY STREAKS		3		
MFG	12" X 12" FLOOR TILE AND MASTIC, WHITE WITH TAN SPECKS		3	1	
MML	CARPET MASTIC		1	3**	
MMS	GLUE PUCKS, BLACK (ON PANELED WALLS)		3		
MMZ	EXTERIOR CAULK, TAN (ON WINDOWS)		2	1**	
MMAE	WINDOW GLAZING, BLACK		3		
MXA	DRYWALL AND COMPOUND		3		
SFA	CONCRETE BLOCK INSULATION	X*		3	VERMICULITE INSULATION

*The Minnesota Department of Health and Minnesota Pollution Control Agency strongly recommends assuming that vermiculite insulation contains asbestos. There is no dependable way of determining the asbestos content of vermiculite.

**EPA recommends that bulk materials found negative for asbestos or less than one percent asbestos by Polarized Light Microscopy (PLM) that fall into one of five dominantly non-friable categories by reanalyzed by an additional method, such as Transmission Electron Microscopy (TEM) (EPA Notice of Advisory, FR Vol. 59, No. 146 & Test Method EPA 600/R-93/116).

**Americold
240 Chester Street
St. Paul, Minnesota 55107**

SUMMARY OF FINDINGS BY PLM ANALYSIS

HOMO AREAS	DESCRIPTION	ACM			NOTES
		ASSUMED	POS	NEG	
MMK	FIRE DOORS	X			
TJA	PIPE JOINT INSULATION ON FIBERGLASS LINES			3	
MCA	2' X 4' CEILING TILE, SMOOTH PATTERN			3	
MCC	2' X 2' CEILING TILE, DEEP FISSURES AND PINHOLES			3	
MCD	2' X 4' CEILING TILE, TEXTURED PATTERN			3	
MCE	1' X 1' CEILING TILE, SPLINED, FISSURES AND PINHOLES			3	
MCF	2' X 4' CEILING TILE, LONG FISSURES AND PINHOLES			3	
MCG	2' X 4' CEILING TILE, SMALL FISSURES AND PINHOLES			3	
MCH	2' X 4' CEILING TILE, VARIOUS PINHOLES			3	
MCJ	2' X 4' CEILING TILE, LARGE TEXTURED PATTERN			3	
MCK	2' X 2' CEILING TILE, FISSURES AND PINHOLES (RECESSED)			3	
MCL	2' X 2' CEILING TILE, TEXTURED (RECESSED)			3	
MCM	2' X 4' CEILING TILE, FISSURES AND PINHOLES			3	
MF B	CERAMIC FLOOR TILE, BROWN BRICK PATTERN (MORTAR BED)			3**	
MFH	12" X 12" FLOOR TILE AND MASTIC, GRAY WITH BLACK AND WHITE SPECKS			3**	
MF I	12" X 12" FLOOR TILE AND MASTIC, GRAY WITH DARK GRAY STREAKS			3**	

**EPA recommends that bulk materials found negative for asbestos or less than one percent asbestos by Polarized Light Microscopy (PLM) that fall into one of five dominantly non-friable categories by reanalyzed by an additional method, such as Transmission Electron Microscopy (TEM) (EPA Notice of Advisory, FR Vol. 59, No. 146 & Test Method EPA 600/R-93/116)

**Americold
240 Chester Street
St. Paul, Minnesota 55107**

SUMMARY OF FINDINGS BY PLM ANALYSIS

HOMO AREAS	DESCRIPTION	ACM			NOTES
		ASSUMED	POS	NEG	
MMA	CONCRETE FLOOR PATCH, GRAY			3**	
MMB	WALL ADHESIVE, TAN			3**	
MMC	INTERIOR CAULK, WHITE (ON DOORS)			3**	
MMD	CONCRETE FLOOR PATCH, RED			3**	
MME	WALLBOARD (OVER FOAM INSULATION)			3**	
MMF	VINYL BASE MASTIC			3**	
MMG	1" X 1" CERAMIC FLOOR TILE, RED (MORTAR BED)			3**	
MMH	4" X 4" CERAMIC WALL TILE, PINK (ADHESIVE)			3**	
MMI	1" X 1" CERAMIC FLOOR TILE, GREEN (MORTAR BED)			3**	
MMJ	4" X 4" CERAMIC WALL TILE, GREEN (ADHESIVE)			3**	
MMN	SINK COATING, WHITE			3**	
MMO	EXTERIOR CAULK, BLACK (ON NORTH ROOFTOP CONDENSERS)			3**	
MMP	EXTERIOR CAULK, BLACK (ON ROOFTOP FAN UNITS)			3**	
MMQ	EXTERIOR CAULK, WHITE (ON METAL WALLS)			3**	
MMR	EXTERIOR CAULK, TAN (ON BLOCK WALLS)			3**	
MMT	CONCRETE FLOOR PATCH, GRAY			3**	

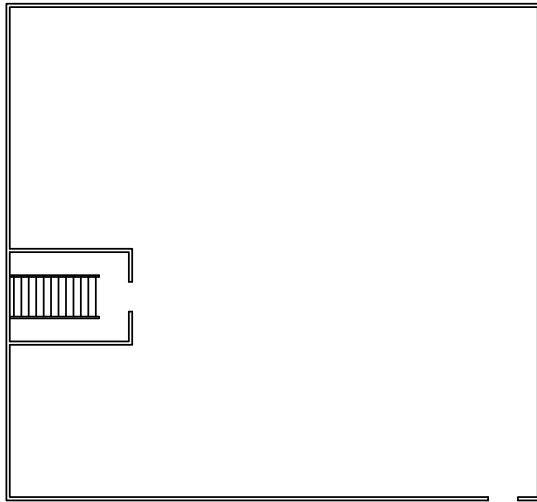
**EPA recommends that bulk materials found negative for asbestos or less than one percent asbestos by Polarized Light Microscopy (PLM) that fall into one of five dominantly non-friable categories by reanalyzed by an additional method, such as Transmission Electron Microscopy (TEM) (EPA Notice of Advisory, FR Vol. 59, No. 146 & Test Method EPA 600/R-93/116).

**Americold
240 Chester Street
St. Paul, Minnesota 55107**

SUMMARY OF FINDINGS BY PLM ANALYSIS

HOMO AREAS	DESCRIPTION	ACM			NOTES
		ASSUMED	POS	NEG	
MMU	EXTERIOR CAULK, GRAY (ON GLYCOL LINES)			3**	
MMV	INTERIOR CAULK, GRAY (ON DOORS)			3**	
MMW	12" X 12" CERAMIC FLOOR TILE, GRAY (MORTAR BED)			3**	
MMX	1" X 1" CERAMIC FLOOR TILE, YELLOW (MORTAR BED)			3**	
MMY	4" X 4" CERAMIC WALL TILE, YELLOW (ADHESIVE)			3**	
MMAA	EXPANSION JOINTS, GRAY (ON CONCRETE WALL PANELS)			3**	
MMAB	EXTERIOR CAULK, TAN (ON WINDOWS)			3**	
MMAC	EXTERIOR CAULK, WHITE (ON SOUTH ROOFTOP CONDENSERS)			3**	
MMAD	EXPANSION JOINTS, WHITE (ON BRICK WALLS)			3**	
MMAF	STAIR TREAD MASTIC			3**	
MXB	DRYWALL (NO COMPOUND)			3	

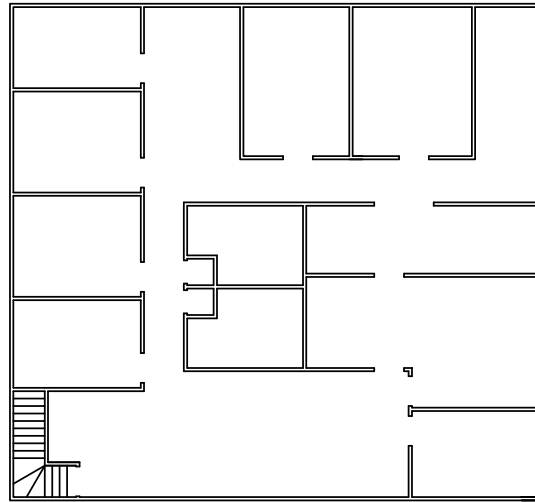
**EPA recommends that bulk materials found negative for asbestos or less than one percent asbestos by Polarized Light Microscopy (PLM) that fall into one of five dominantly non-friable categories by reanalyzed by an additional method, such as Transmission Electron Microscopy (TEM) (EPA Notice of Advisory, FR Vol. 59, No. 146 & Test Method EPA 600/R-93/116).



STORAGE ABOVE PLAN

NORTH

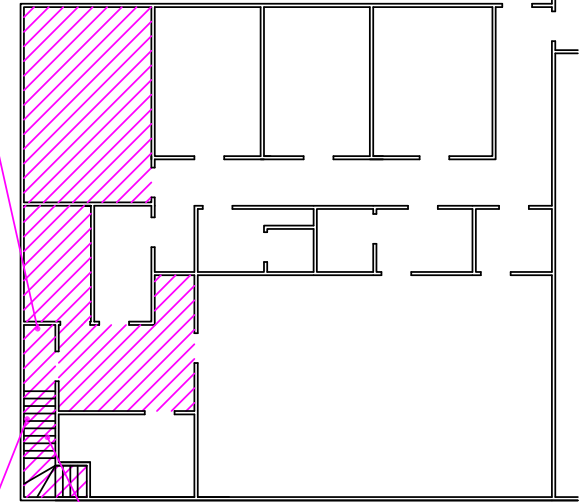
SCALE: NO SCALE



SECOND FLOOR PLAN

NORTH

SCALE: NO SCALE



FIRST FLOOR PLAN

NORTH

SCALE: NO SCALE

MATERIAL KEY



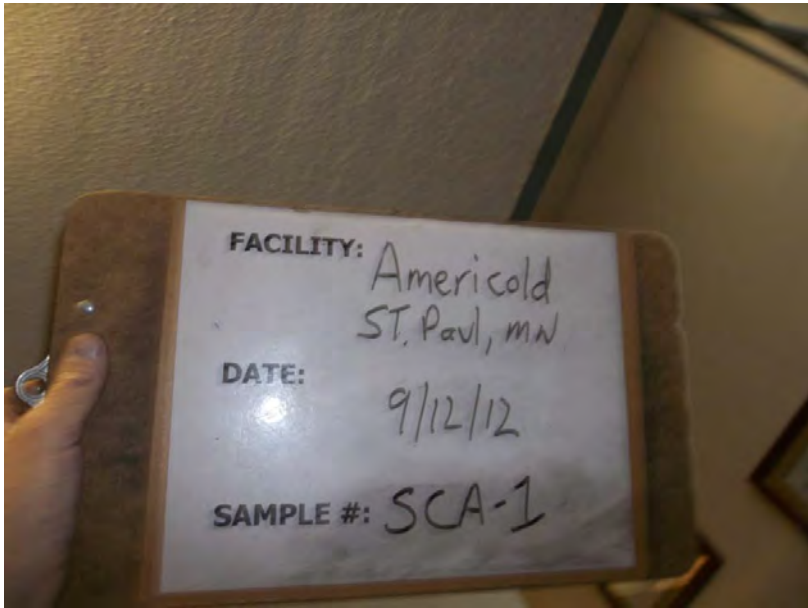
HOMOGENEOUS AREA - SCA
SPRAYED-ON ACOUSTICAL
CEILING TEXTURE

REVISIONS		
NO.	DATE	REMARKS

Reliable
Environmental
Solutions, Inc. **RES**

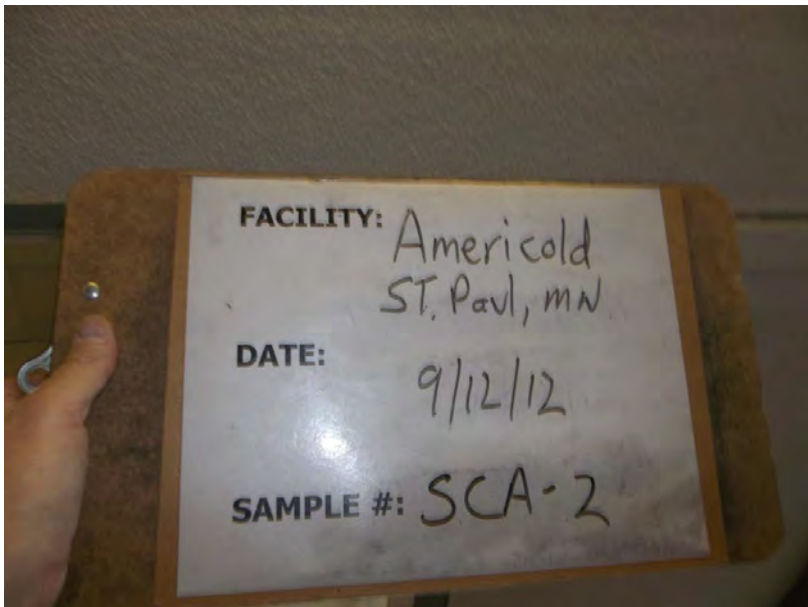
SUMMIT FOODS / MADISON FOODS
ASBESTOS INSPECTION FOR
AMERICOLD
240 CHESTER STREET
ST. PAUL, MINNESOTA 55107

RES Project #:
12237
Date:
09/11/2012
SHEET
A1
OF 1 SHEET



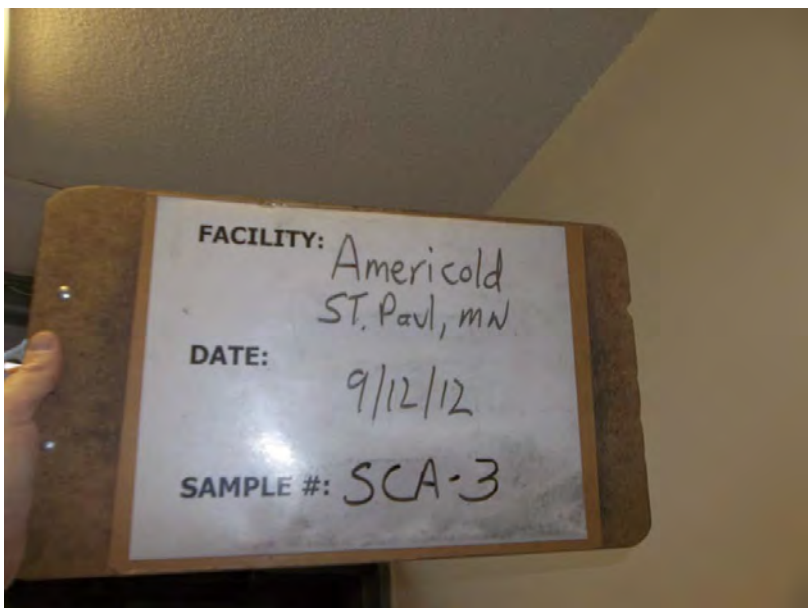
SCA-1

SPRAYED-ON ACOUSTICAL CEILING
TEXTURE



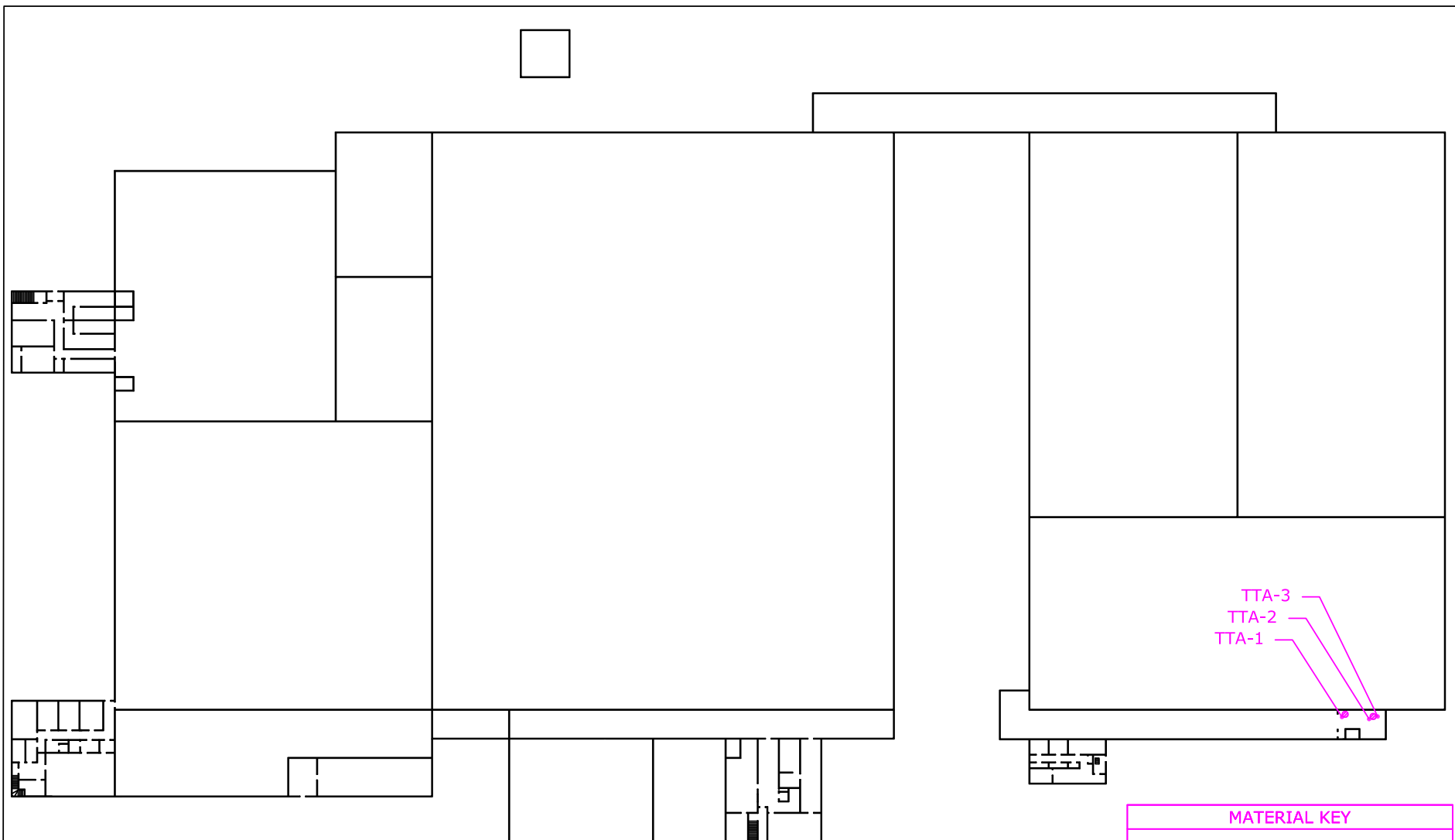
SCA-2

SPRAYED-ON ACOUSTICAL CEILING
TEXTURE




SCA-3

SPRAYED-ON ACOUSTICAL CEILING
TEXTURE



FIRST FLOOR PLAN
 SCALE: NO SCALE

MATERIAL KEY


 HOMOGENEOUS AREA - TTA
 JOINT COMPOUND ON PAPER
 WRAP OVER FIBERGLASS
 TANK INSULATION

REVISIONS		
NO.	DATE	REMARKS

Reliable
Environmental
Solutions, Inc. **RES**


WAREHOUSE
 ASBESTOS INSPECTION FOR
 AMERICOLD
 240 CHESTER STREET
 ST. PAUL, MINNESOTA 55107

RES Project #:
 12237
 Date: 09/11/2012
 SHEET
A1
 OF 1 SHEET



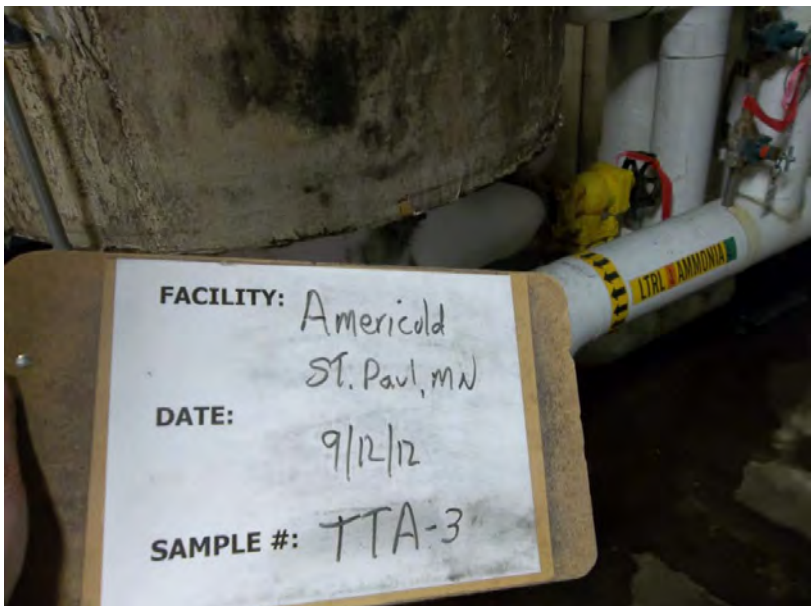
TTA-1

JOINT COMPOUND ON PAPER WRAP
OVER FIBERGLASS TANK INSULATION



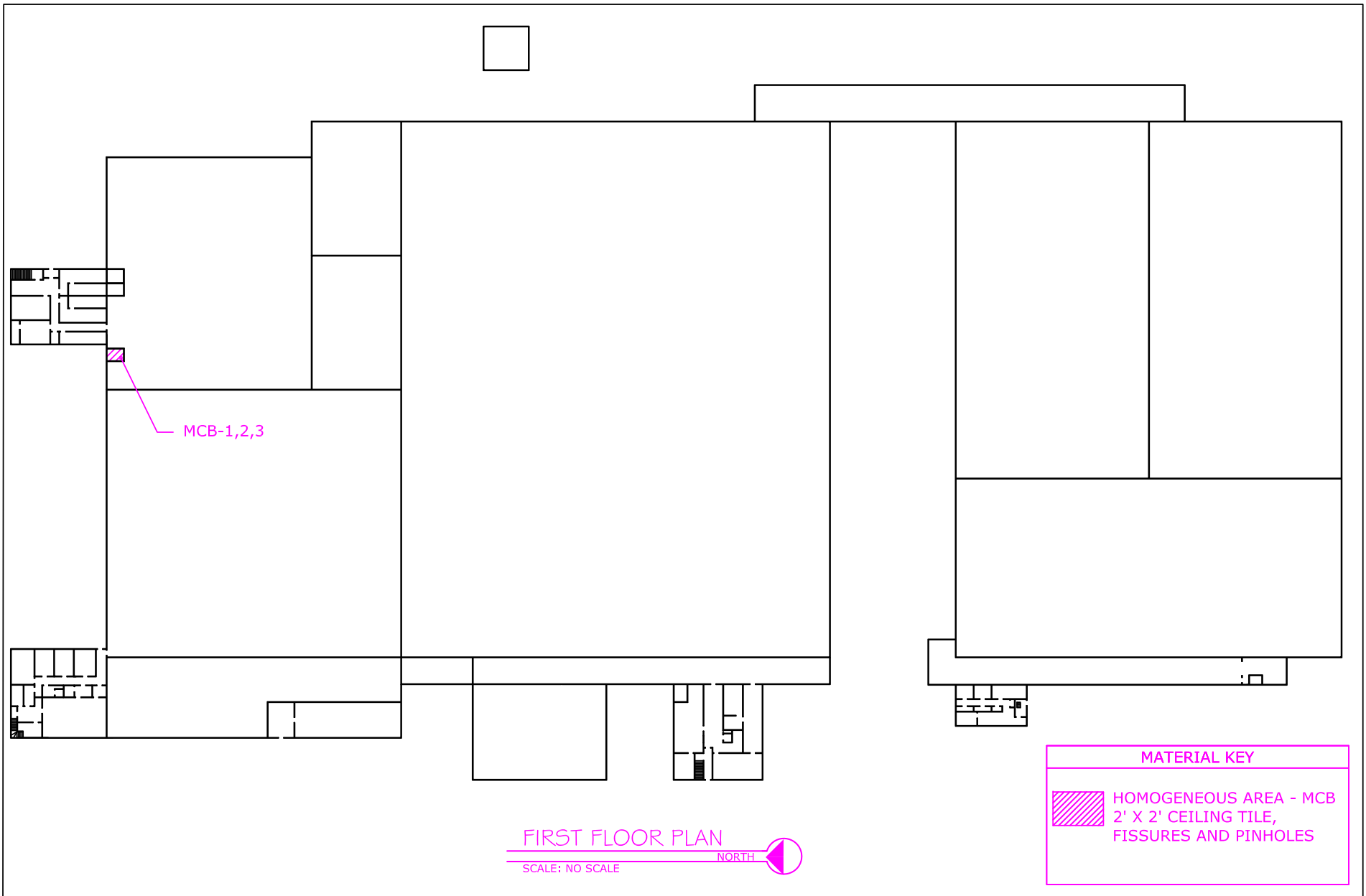
TTA-2

JOINT COMPOUND ON PAPER WRAP
OVER FIBERGLASS TANK INSULATION



TTA-3

JOINT COMPOUND ON PAPER WRAP
OVER FIBERGLASS TANK INSULATION



REVISIONS		
NO.	DATE	REMARKS

Reliable
Environmental
Solutions, Inc.

R

E

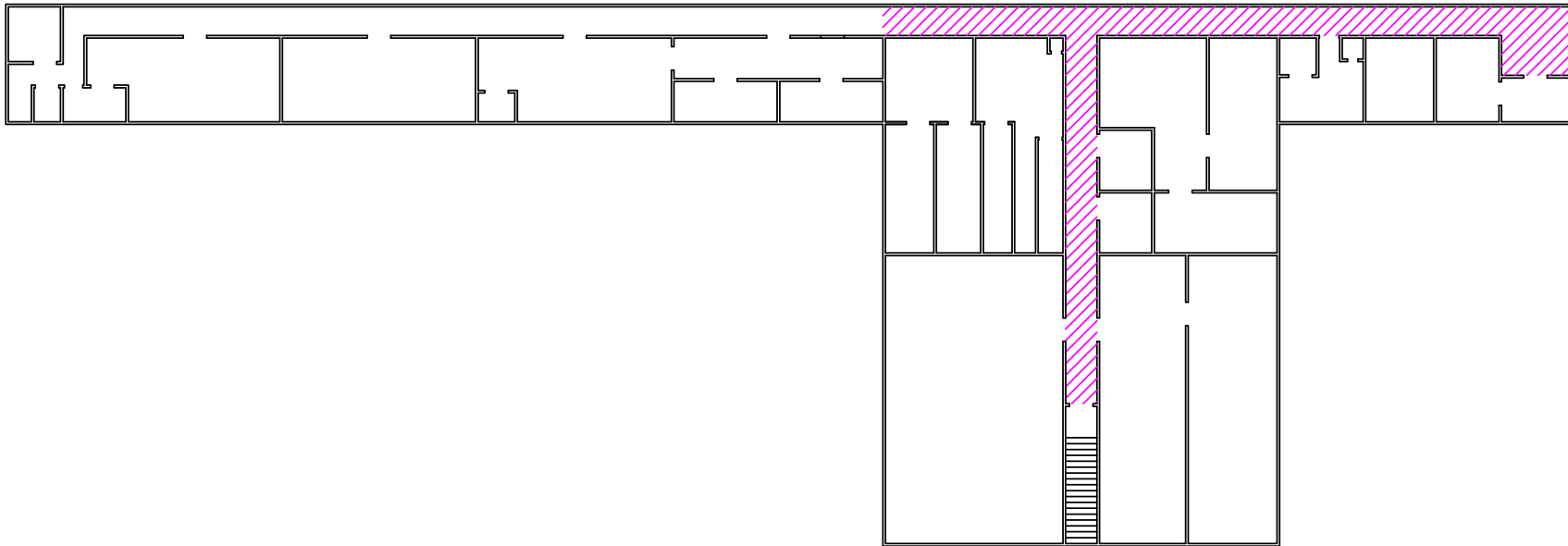
S

WAREHOUSE

 ASBESTOS INSPECTION FOR
 AMERICOLD
 240 CHESTER STREET
 ST. PAUL, MINNESOTA 55107

RES Project #:
 12237

 Date: 09/11/2012
 SHEET
A1
 OF 2 SHEETS



SECOND FLOOR PLAN

SCALE: NO SCALE

NORTH



MATERIAL KEY



HOMOGENEOUS AREA - MCB
2' X 2' CEILING TILE,
FISSURES AND PINHOLES

REVISIONS		
NO.	DATE	REMARKS

Reliable
Environmental
Solutions, Inc. **RES**

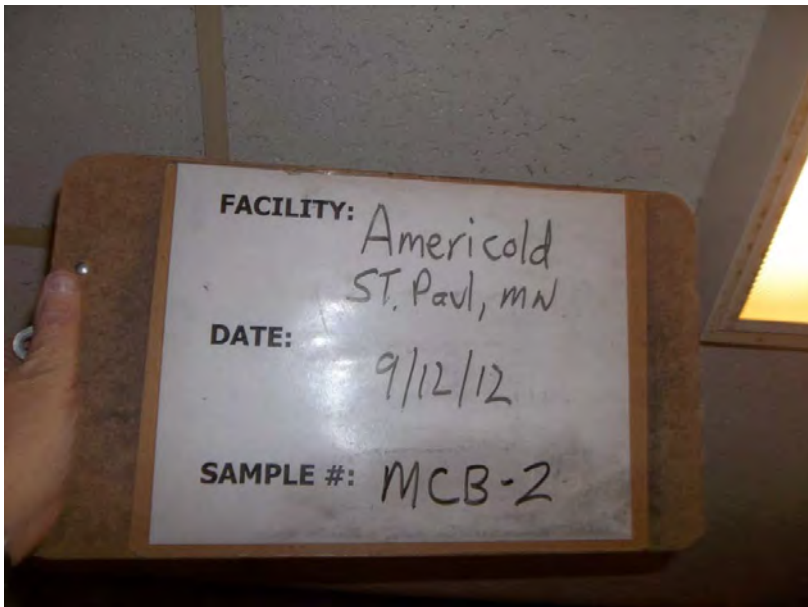
CENTER OFFICE ABOVE DOCK
ASBESTOS INSPECTION FOR
AMERICOLD
240 CHESTER STREET
ST. PAUL, MINNESOTA 55107

RES Project #: 12237
Date: 09/11/2012
SHEET
A2
OF 2 SHEETS



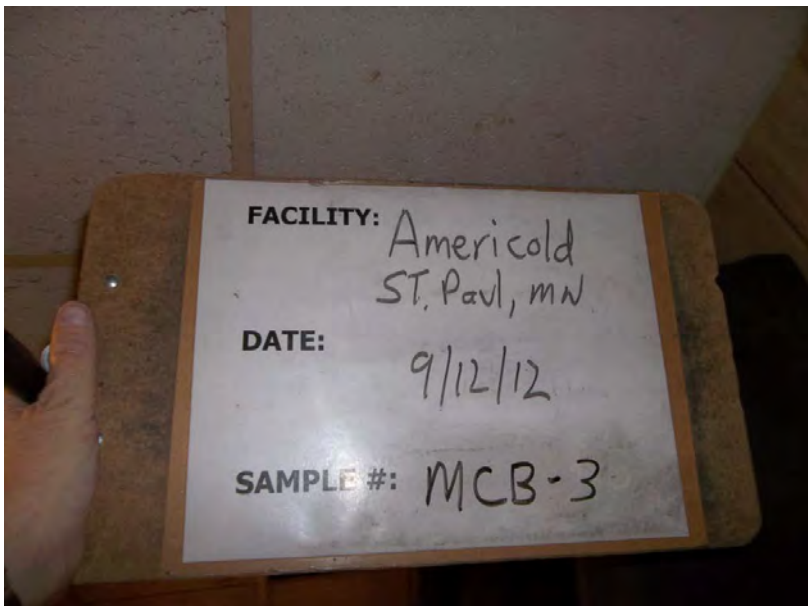
MCB-1

2' X 2' CEILING TILE, FISSURES AND PINHOLES



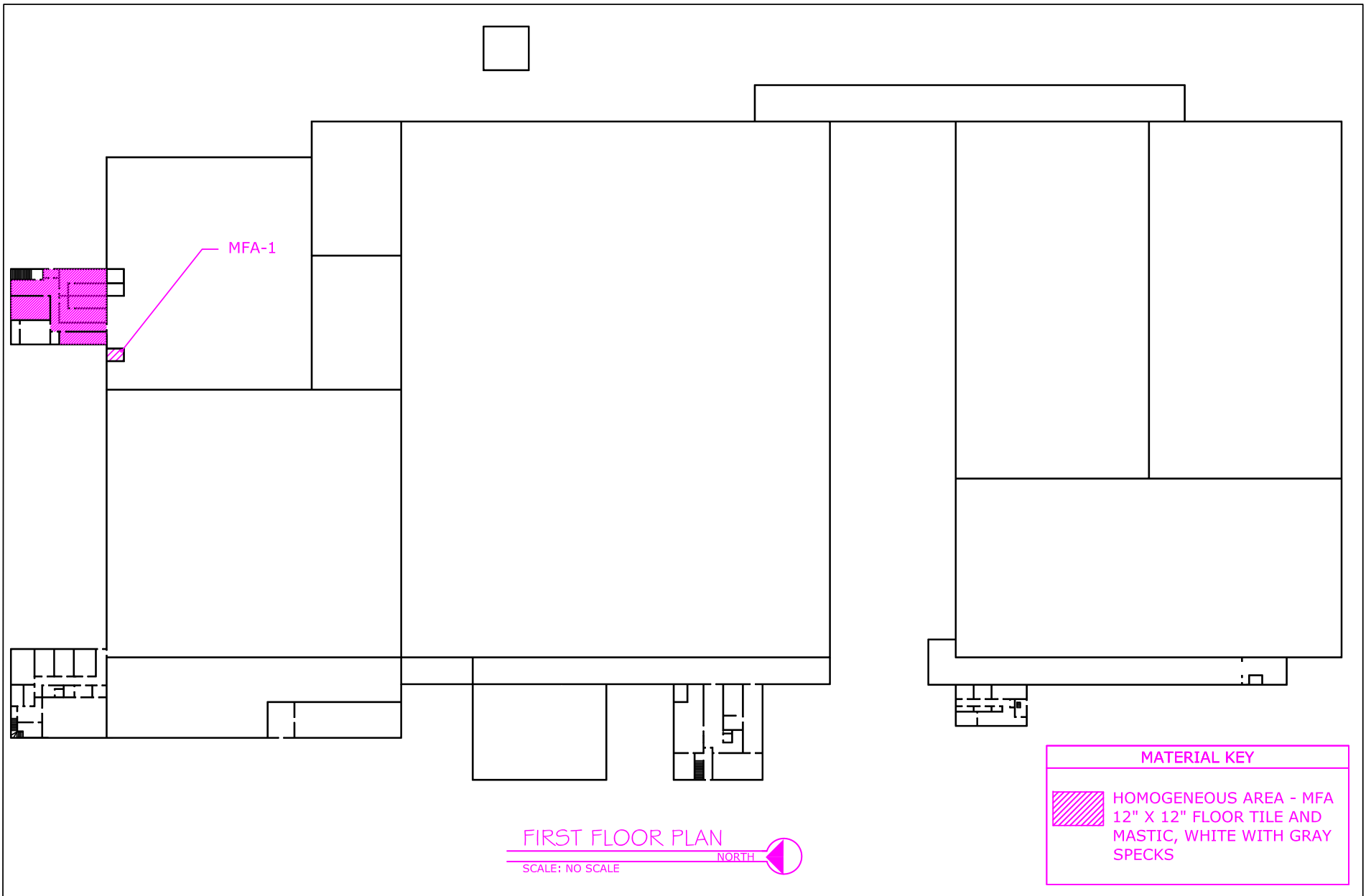
MCB-2


2' X 2' CEILING TILE, FISSURES AND PINHOLES



MCB-3

2' X 2' CEILING TILE, FISSURES AND PINHOLES



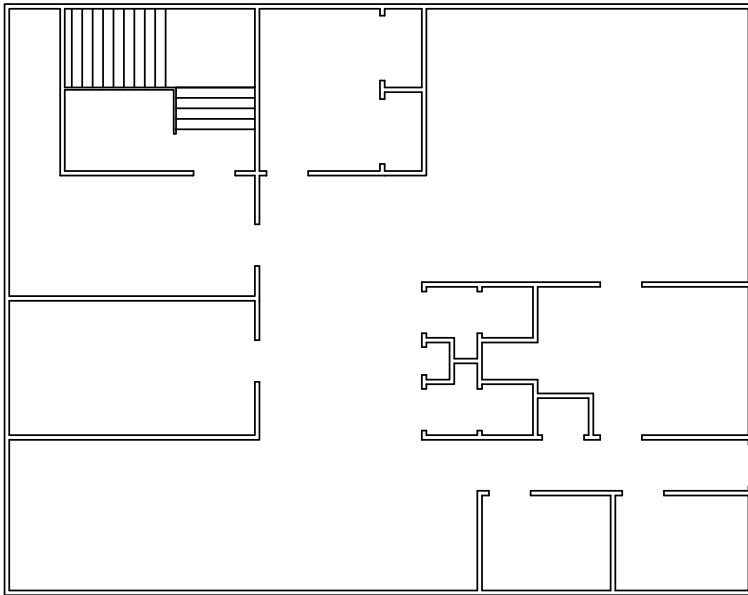
MATERIAL KEY	
	HOMOGENEOUS AREA - MFA 12" X 12" FLOOR TILE AND MASTIC, WHITE WITH GRAY SPECKS

REVISIONS		
NO.	DATE	REMARKS

Reliable
Environmental
Solutions, Inc. **RES**

WAREHOUSE
 ASBESTOS INSPECTION FOR
 AMERICOLD
 240 CHESTER STREET
 ST. PAUL, MINNESOTA 55107

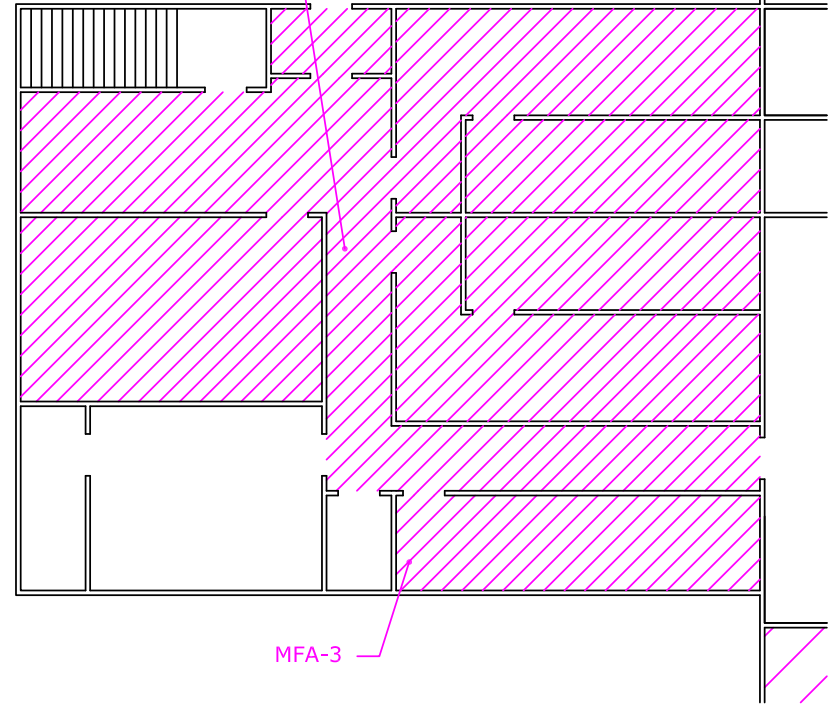
RES Project #:
12237
 Date: 09/11/2012
 SHEET
A1
 OF 2 SHEETS



SECOND FLOOR PLAN

SCALE: NO SCALE

NORTH



FIRST FLOOR PLAN

SCALE: NO SCALE

NORTH



MATERIAL KEY



HOMOGENEOUS AREA - MFA
12" X 12" FLOOR TILE AND
MASTIC, WHITE WITH GRAY
SPECKS

REVISIONS		
NO.	DATE	REMARKS

Reliable
Environmental
Solutions, Inc. **RES**

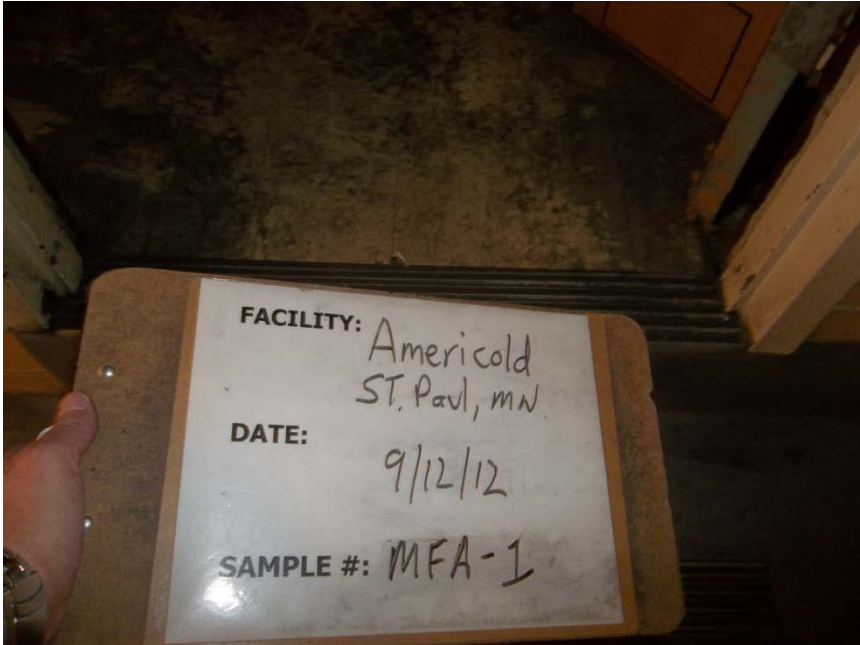
BALDINGERS BAKERY OFFICES

ASBESTOS INSPECTION FOR
 AMERICOLD
 240 CHESTER STREET
 ST. PAUL, MINNESOTA 55107

RES Project #: 12237

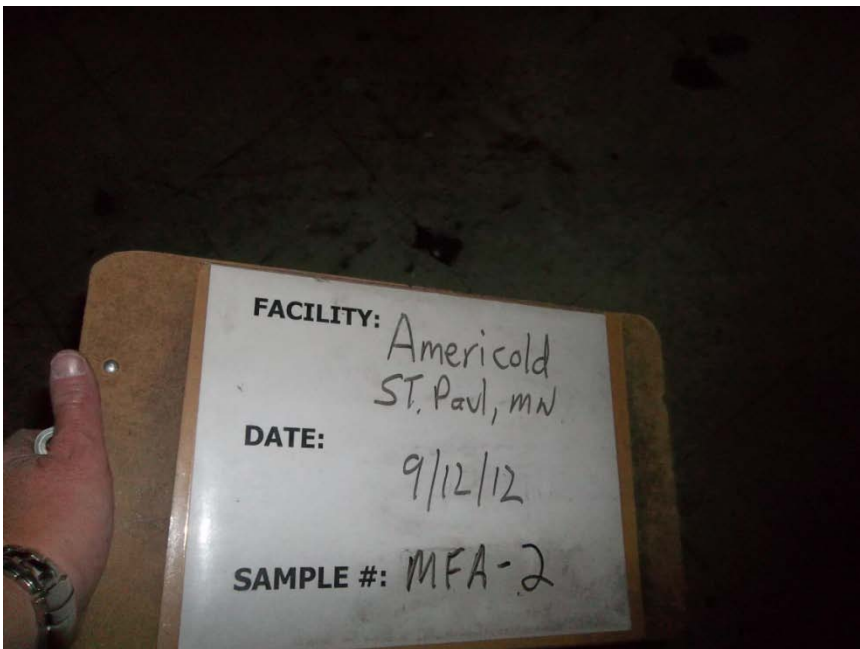
Date: 09/11/2012
 SHEET

A2
 OF 2 SHEETS



MFA-1

12" X 12" FLOOR TILE AND MASTIC,
WHITE WITH GRAY SPECKS



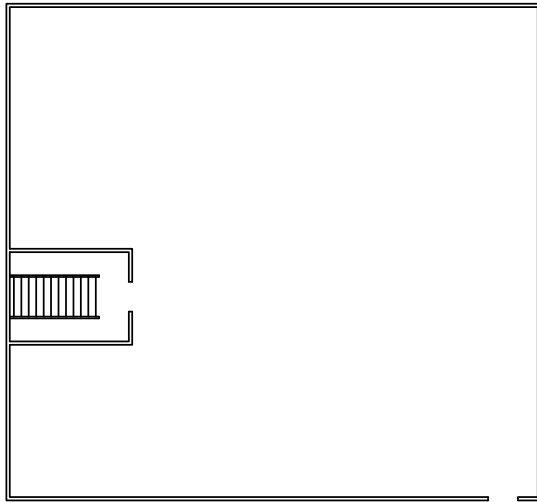
MFA-2

12" X 12" FLOOR TILE AND MASTIC,
WHITE WITH GRAY SPECKS

PHOTOGRAPH NOT AVAILABLE

MFA-3

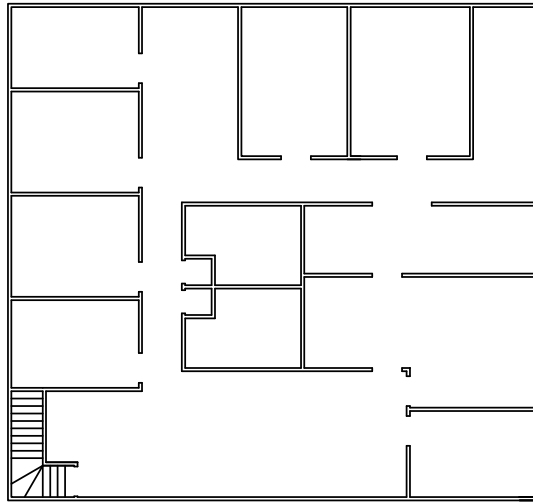
12" X 12" FLOOR TILE AND MASTIC,
WHITE WITH GRAY SPECKS



STORAGE ABOVE PLAN

NORTH

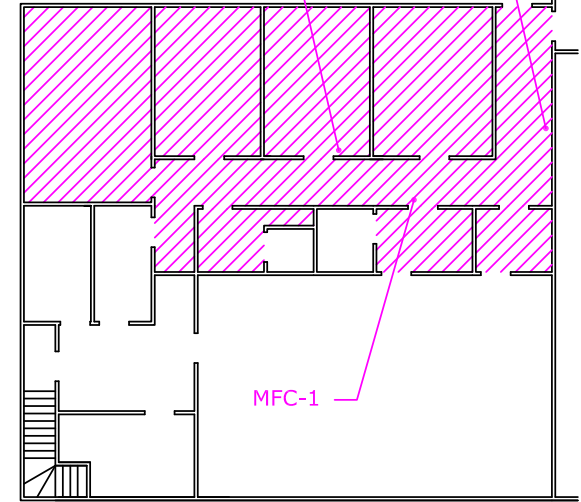
SCALE: NO SCALE



SECOND FLOOR PLAN

NORTH

SCALE: NO SCALE



FIRST FLOOR PLAN

NORTH

SCALE: NO SCALE

MATERIAL KEY



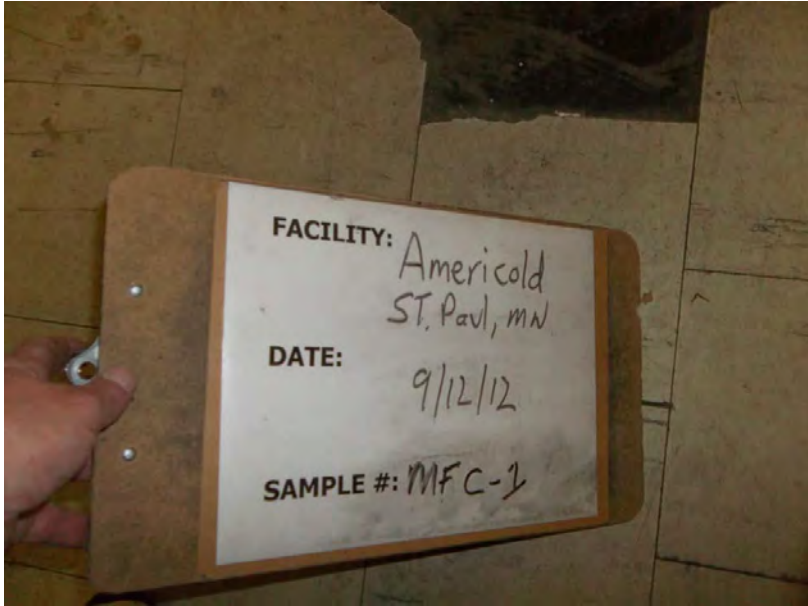
HOMOGENEOUS AREA - MFC
9" X 9" FLOOR TILE AND
MASTIC, WHITE WITH GRAY
STREAKS

REVISIONS		
NO.	DATE	REMARKS

Reliable
Environmental
Solutions, Inc. **RES**

SUMMIT FOODS / MADISON FOODS
ASBESTOS INSPECTION FOR
AMERICOLD
240 CHESTER STREET
ST. PAUL, MINNESOTA 55107

RES Project #:
12237
Date:
09/11/2012
SHEET
A1
OF 1 SHEET



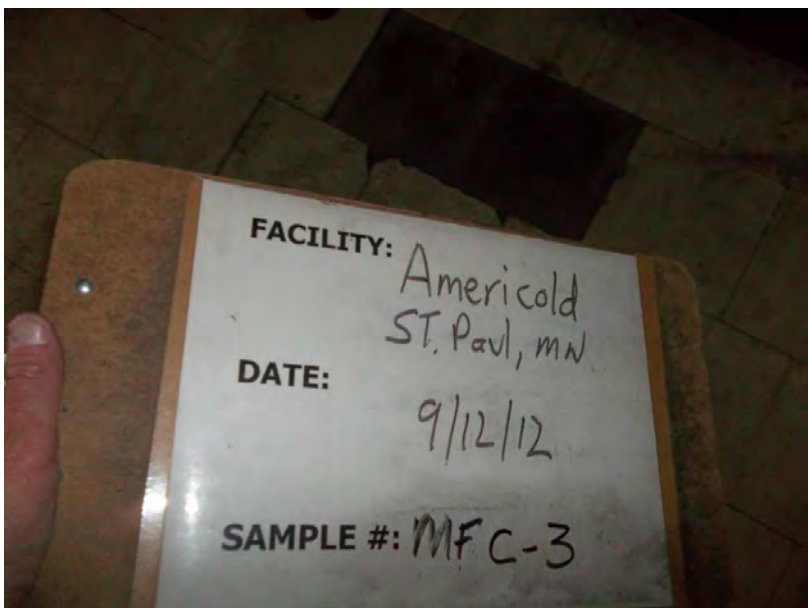
MFC-1

9" X 9" FLOOR TILE AND MASTIC, WHITE WITH GRAY STREAKS



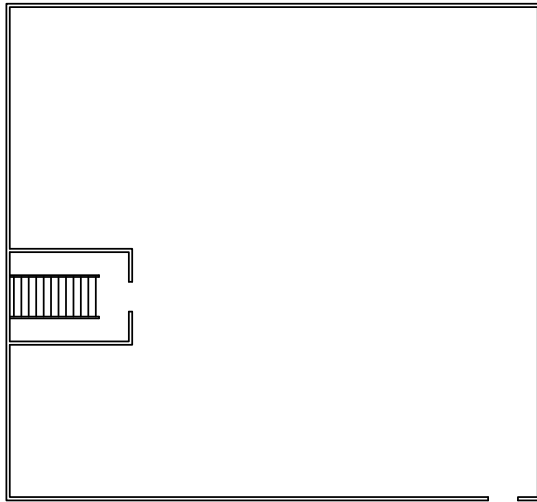
MFC-2

9" X 9" FLOOR TILE AND MASTIC, WHITE WITH GRAY STREAKS



MFC-3

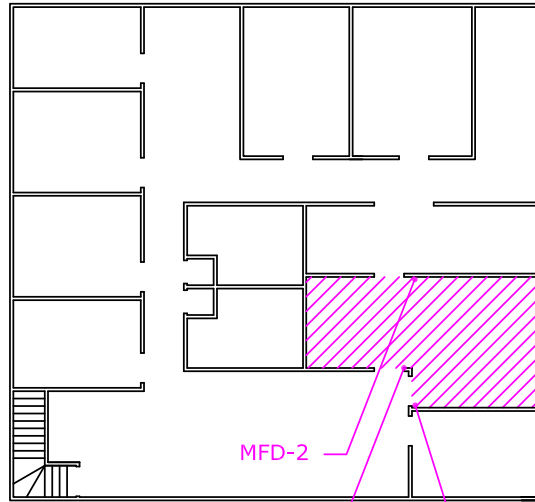
9" X 9" FLOOR TILE AND MASTIC, WHITE WITH GRAY STREAKS



STORAGE ABOVE PLAN

NORTH

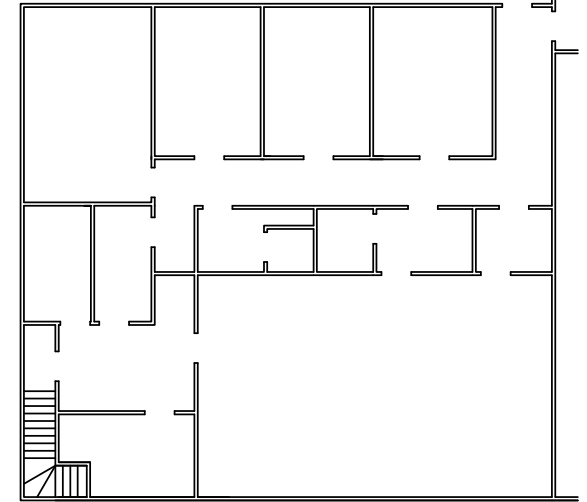
SCALE: NO SCALE



SECOND FLOOR PLAN

NORTH

SCALE: NO SCALE



FIRST FLOOR PLAN

NORTH

SCALE: NO SCALE

MATERIAL KEY



HOMOGENEOUS AREA - MFD
LINOLEUM, GRAY 12" X 12"
SQUARE PATTERN

REVISIONS		
NO.	DATE	REMARKS

Reliable
Environmental
Solutions, Inc. **RES**

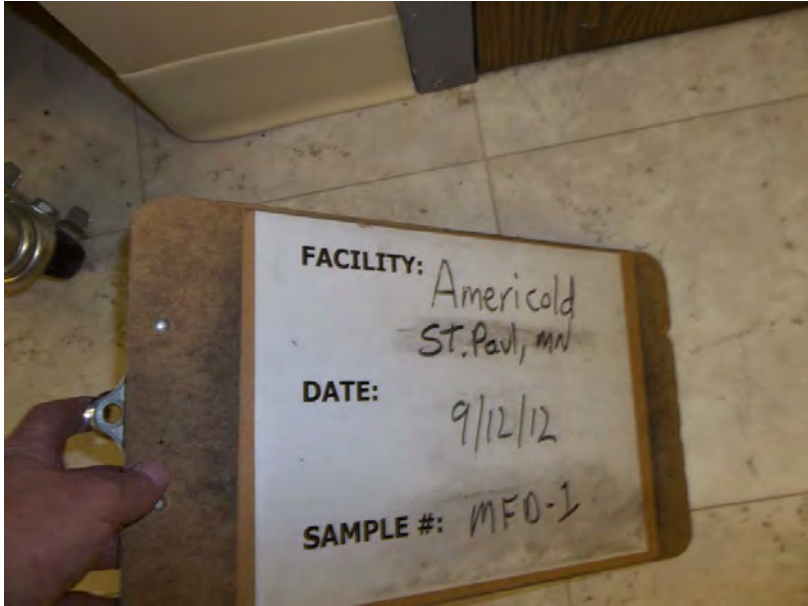
SUMMIT FOODS / MADISON FOODS

ASBESTOS INSPECTION FOR
AMERICOLD
240 CHESTER STREET
ST. PAUL, MINNESOTA 55107

RES Project #:
12237

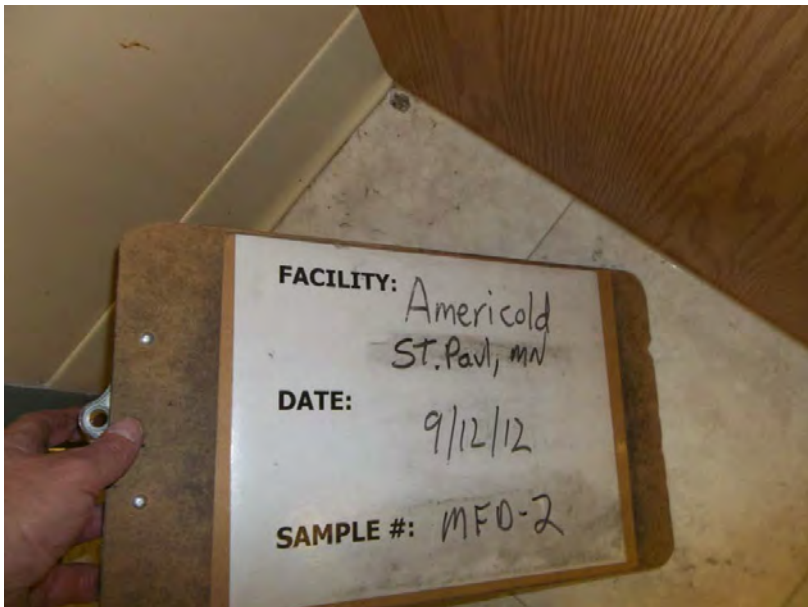
Date:
09/11/2012
SHEET

A1
OF 1 SHEET



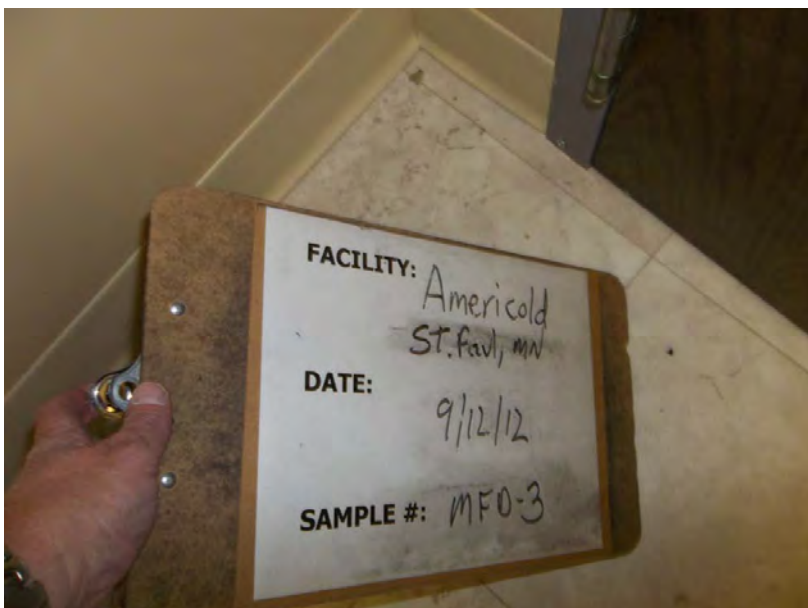
MFD-1

LINOLEUM, GRAY 12" X 12" SQUARE PATTERN



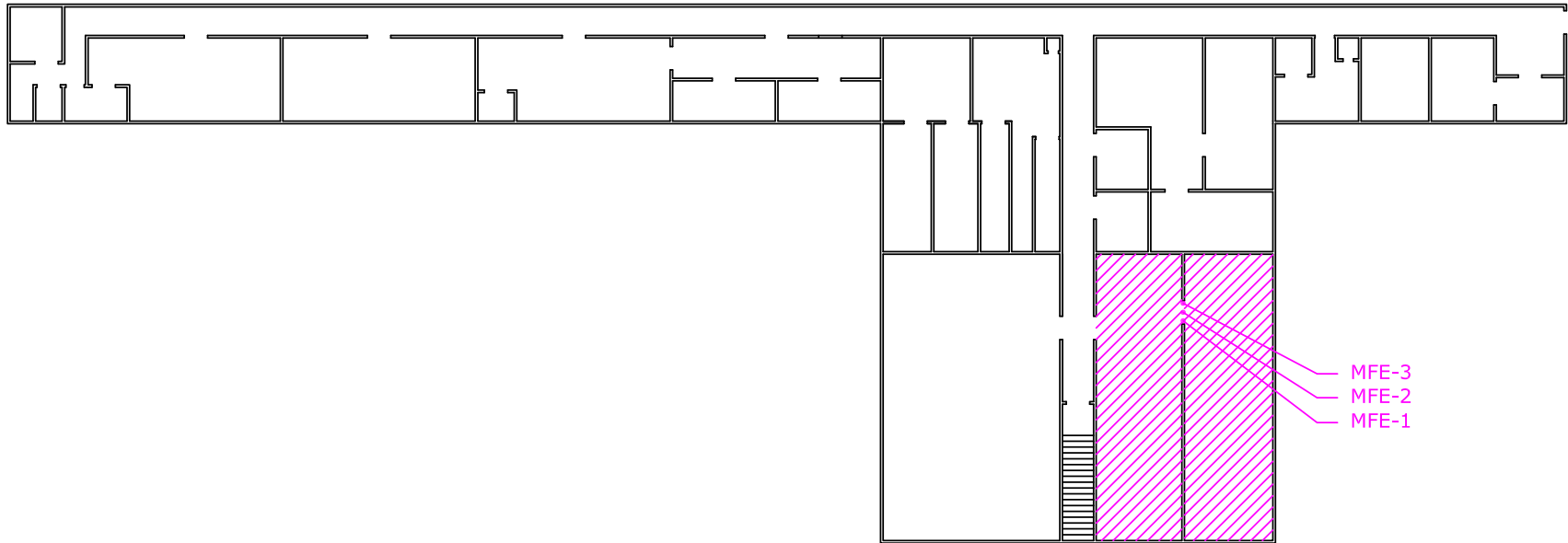
MFD-2

LINOLEUM, GRAY 12" X 12" SQUARE PATTERN



MFD-3

LINOLEUM, GRAY 12" X 12" SQUARE PATTERN



MFE-3
MFE-2
MFE-1

SECOND FLOOR PLAN

SCALE: NO SCALE

NORTH



MATERIAL KEY



HOMOGENEOUS AREA - MFE
9" X 9" FLOOR TILE AND
MASTIC, TAN (BENEATH
CARPET)

REVISIONS

NO.	DATE	REMARKS

Reliable
Environmental
Solutions, Inc. **RES**

CENTER OFFICE ABOVE DOCK

ASBESTOS INSPECTION FOR
AMERICOLD
240 CHESTER STREET
ST. PAUL, MINNESOTA 55107

RES Project #:
12237

Date:
09/11/2012
SHEET

A1
OF 1 SHEET



MFE-1

9" X 9" FLOOR TILE AND MASTIC, TAN (BENEATH CARPET)



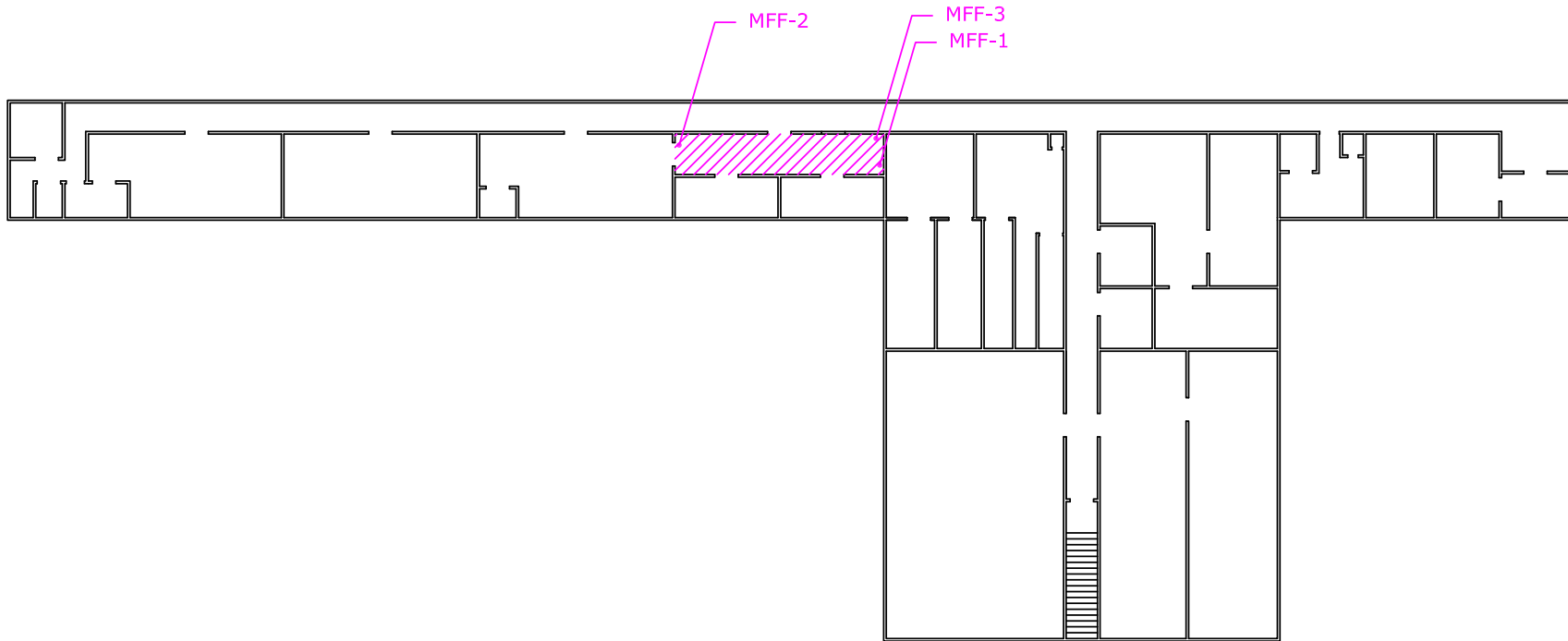
MFE-2

9" X 9" FLOOR TILE AND MASTIC, TAN (BENEATH CARPET)



MFE-3

9" X 9" FLOOR TILE AND MASTIC, TAN (BENEATH CARPET)



SECOND FLOOR PLAN

SCALE: NO SCALE

NORTH



MATERIAL KEY



HOMOGENEOUS AREA - MFF
12" X 12" FLOOR TILE AND
MASTIC, WHITE WITH GRAY
STREAKS

REVISIONS		
NO.	DATE	REMARKS

Reliable
Environmental
Solutions, Inc. **RES**

CENTER OFFICE ABOVE DOCK
ASBESTOS INSPECTION FOR
AMERICOLD
240 CHESTER STREET
ST. PAUL, MINNESOTA 55107

RES Project #: 12237
Date: 09/11/2012
SHEET
A1
OF 1 SHEET



MFF-1

12" X 12" FLOOR TILE AND MASTIC,
WHITE WITH GRAY STREAKS



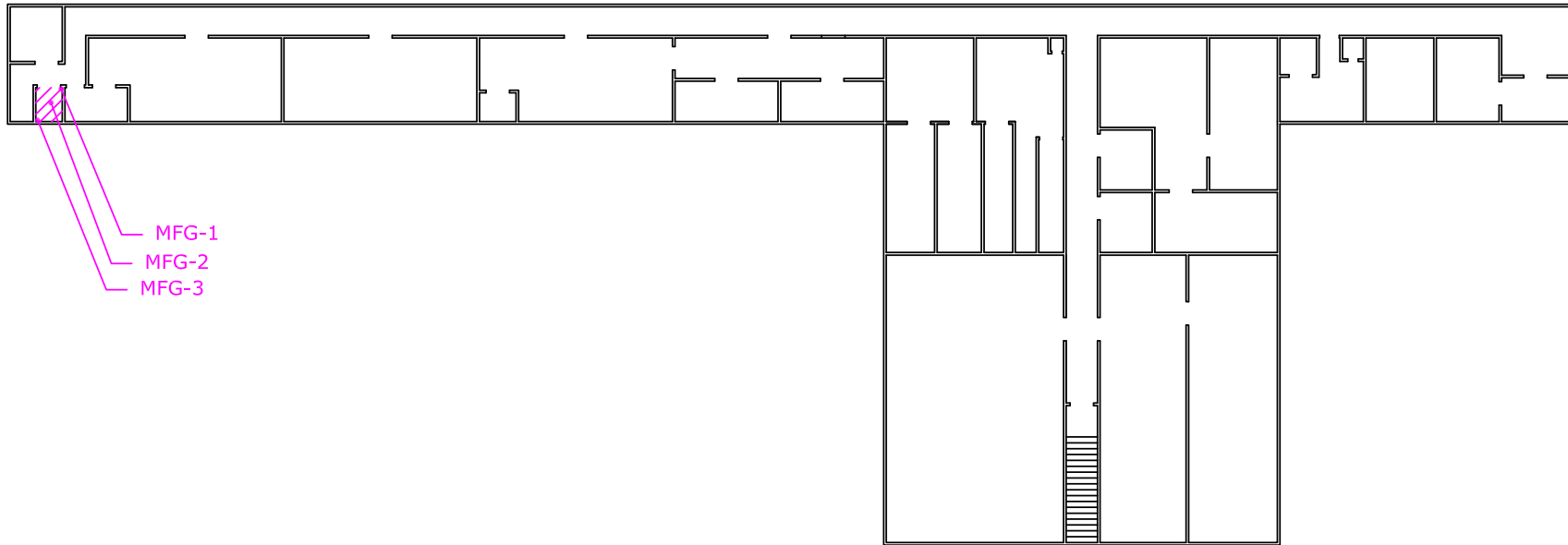
MFF-2

12" X 12" FLOOR TILE AND MASTIC,
WHITE WITH GRAY STREAKS



MFF-3

12" X 12" FLOOR TILE AND MASTIC,
WHITE WITH GRAY STREAKS



SECOND FLOOR PLAN

SCALE: NO SCALE

NORTH



MATERIAL KEY



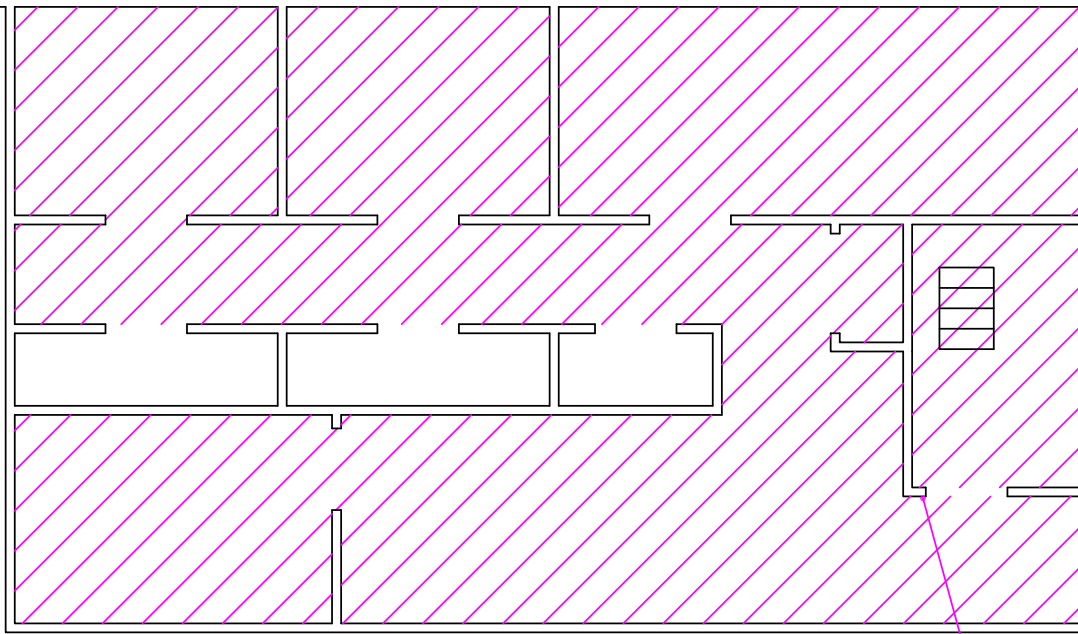
HOMOGENEOUS AREA - MFG
12" X 12" FLOOR TILE AND
MASTIC, WHITE WITH TAN
SPECKS

REVISIONS		
NO.	DATE	REMARKS

Reliable
Environmental
Solutions, Inc. **RES**

CENTER OFFICE ABOVE DOCK
ASBESTOS INSPECTION FOR
AMERICOLD
240 CHESTER STREET
ST. PAUL, MINNESOTA 55107

RES Project #: 12237
Date: 09/11/2012
SHEET
A1
OF 2 SHEETS



MATERIAL KEY	
	HOMOGENEOUS AREA - MFG 12" X 12" FLOOR TILE AND MASTIC, WHITE WITH TAN SPECKS

FIRST FLOOR PLAN
 SCALE: NO SCALE
 NORTH 

MFG-4

REVISIONS		
NO.	DATE	REMARKS

Reliable
Environmental
Solutions, Inc. **RES**

SOUTH OFFICE AREA
 ASBESTOS INSPECTION FOR
 AMERICOLD
 240 CHESTER STREET
 ST. PAUL, MINNESOTA 55107

RES Project #: 12237
 Date: 09/11/2012
 SHEET
A2
 OF 2 SHEETS



MFG-1

12" X 12" FLOOR TILE AND MASTIC,
WHITE WITH TAN SPECKS



MFG-2

12" X 12" FLOOR TILE AND MASTIC,
WHITE WITH TAN SPECKS



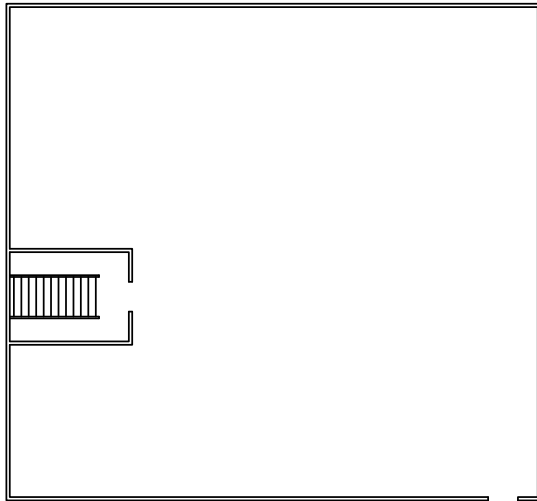
MFG-3

12" X 12" FLOOR TILE AND MASTIC,
WHITE WITH TAN SPECKS



MFG-4

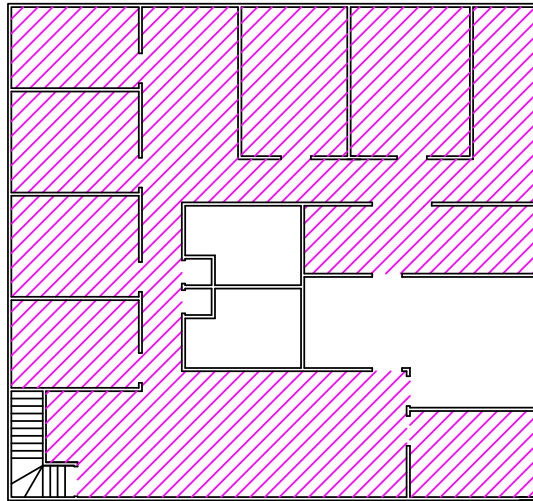
12" X 12" FLOOR TILE AND MASTIC,
WHITE WITH TAN SPECKS



STORAGE ABOVE PLAN

NORTH

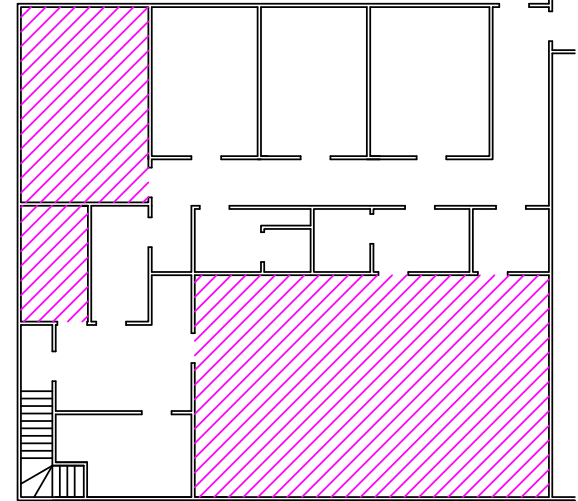
SCALE: NO SCALE



SECOND FLOOR PLAN

NORTH

SCALE: NO SCALE



FIRST FLOOR PLAN

NORTH

SCALE: NO SCALE

MATERIAL KEY



HOMOGENEOUS AREA - MML
CARPET MASTIC

REVISIONS

NO.	DATE	REMARKS

Reliable
Environmental
Solutions, Inc. **RES**

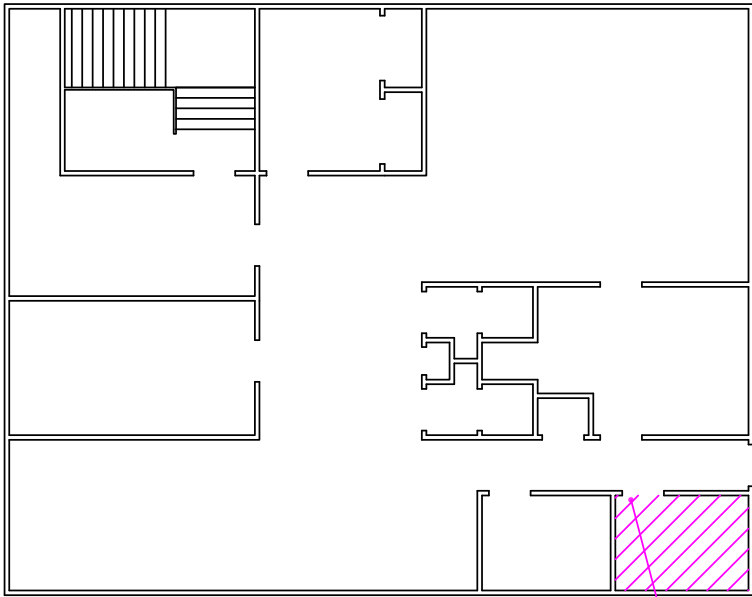
SUMMIT FOODS / MADISON FOODS

ASBESTOS INSPECTION FOR
 AMERICOLD
 240 CHESTER STREET
 ST. PAUL, MINNESOTA 55107

RES Project #:
12237

Date: 09/11/2012
SHEET

A1
OF 5 SHEETS

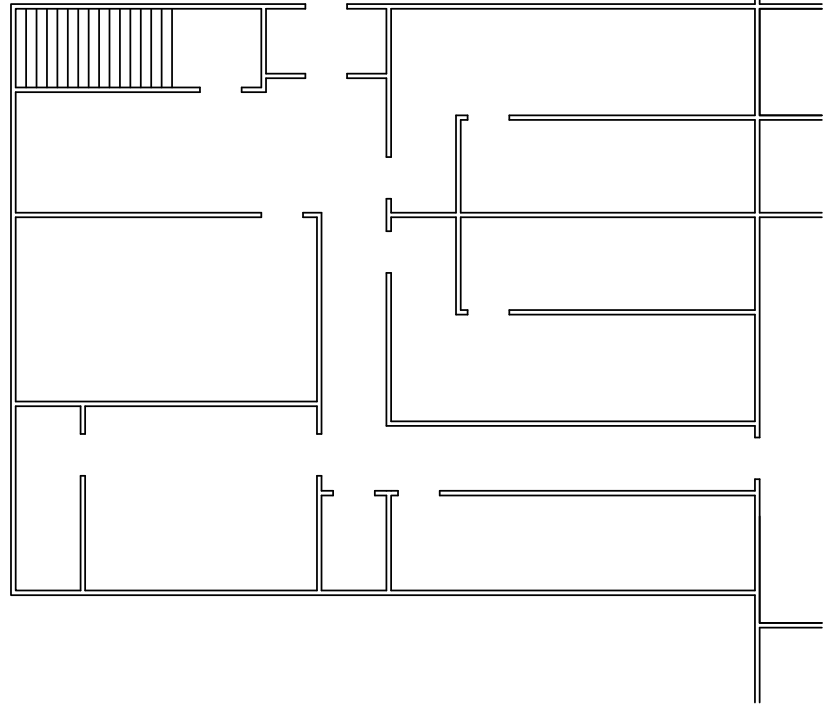


MML-1

SECOND FLOOR PLAN

SCALE: NO SCALE

NORTH



FIRST FLOOR PLAN

SCALE: NO SCALE

NORTH



MATERIAL KEY



HOMOGENEOUS AREA - MML
CARPET MASTIC

REVISIONS		
NO.	DATE	REMARKS

Reliable
Environmental
Solutions, Inc. **RES**

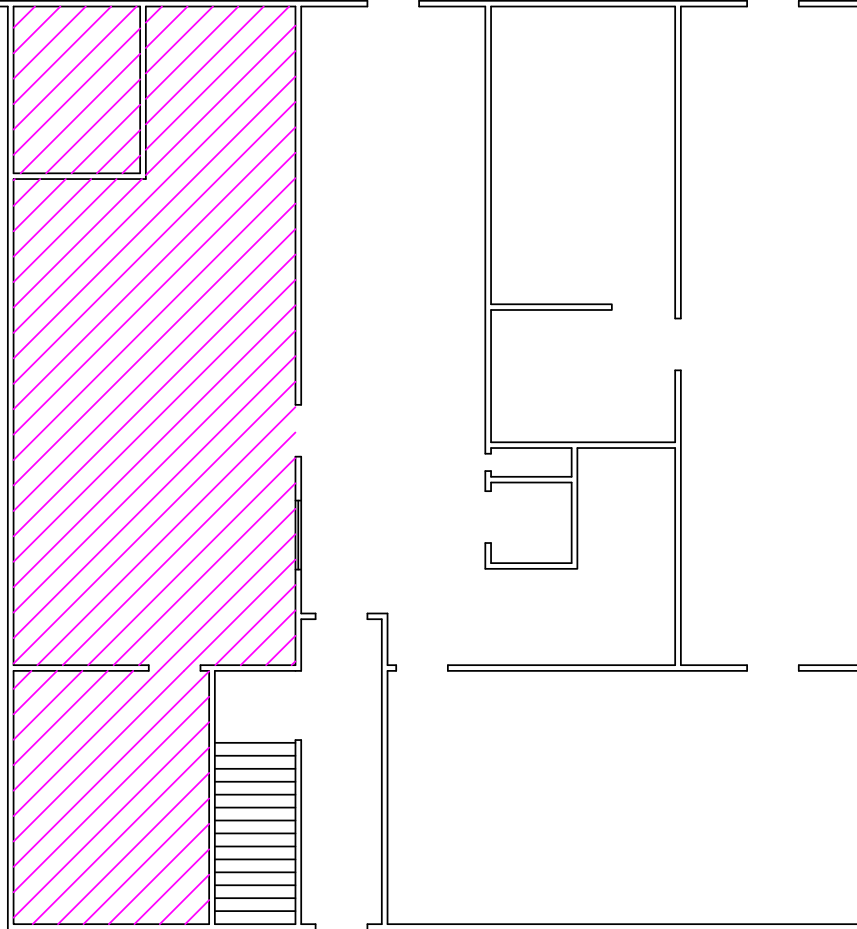
BALDINGERS BAKERY OFFICES

ASBESTOS INSPECTION FOR
 AMERICOLD
 240 CHESTER STREET
 ST. PAUL, MINNESOTA 55107

RES Project #:
12237

Date: 09/11/2012
SHEET

A2
OF 5 SHEETS



FIRST FLOOR PLAN

SCALE: NO SCALE



MATERIAL KEY



HOMOGENEOUS AREA - MML
CARPET MASTIC

REVISIONS		
NO.	DATE	REMARKS

Reliable
Environmental
Solutions, Inc. **RES**

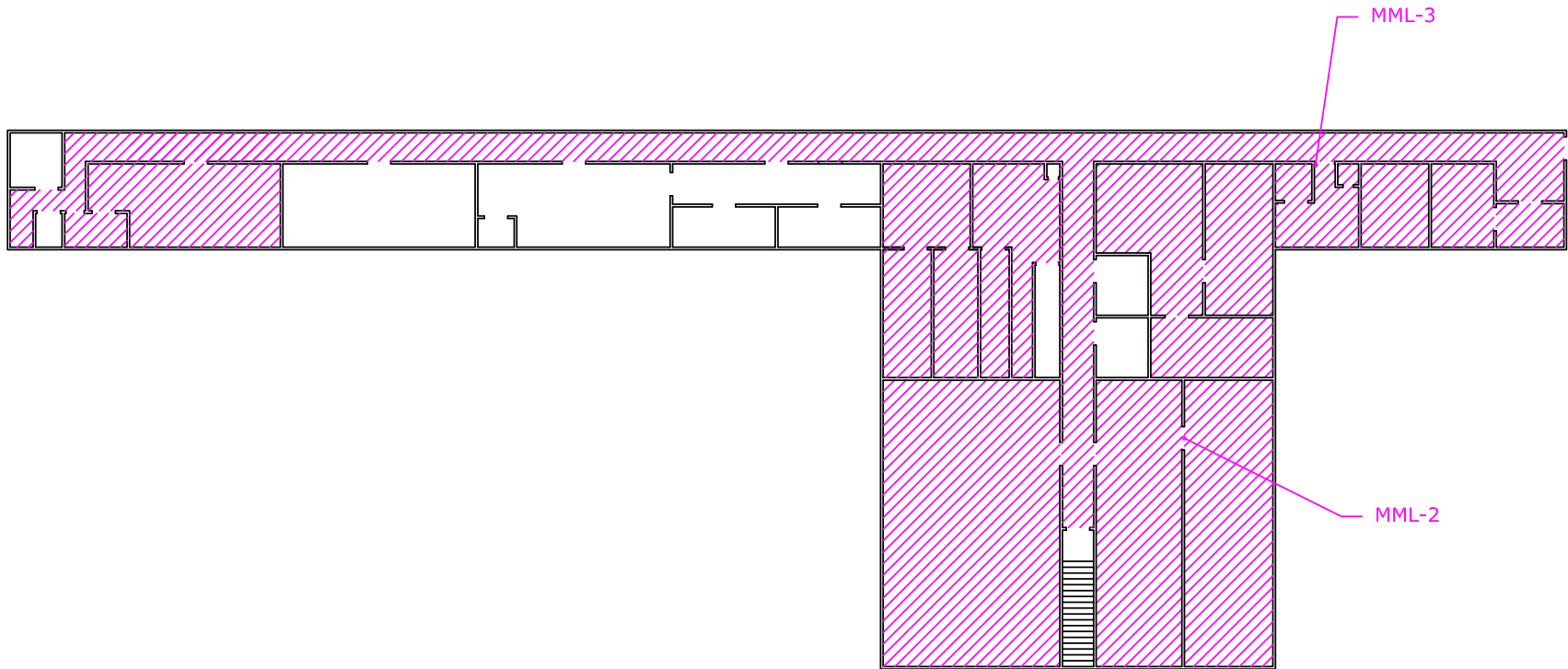
CENTER OFFICE

ASBESTOS INSPECTION FOR
 AMERICOLD
 240 CHESTER STREET
 ST. PAUL, MINNESOTA 55107

RES Project #:
12237

Date: 09/11/2012
SHEET

A3
OF 5 SHEETS



SECOND FLOOR PLAN

SCALE: NO SCALE

NORTH



MATERIAL KEY



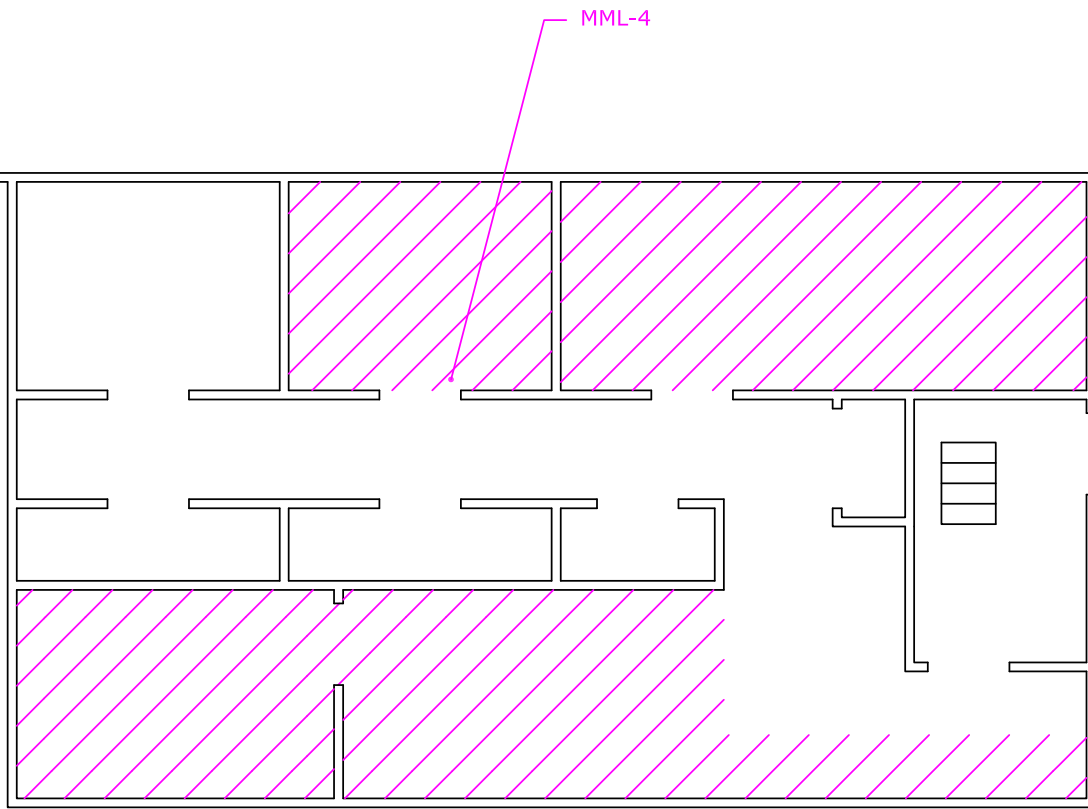
HOMOGENEOUS AREA - MML
CARPET MASTIC

REVISIONS		
NO.	DATE	REMARKS


Reliable
Environmental
Solutions, Inc. **RES**

CENTER OFFICE ABOVE DOCK
 ASBESTOS INSPECTION FOR
 AMERICOLD
 240 CHESTER STREET
 ST. PAUL, MINNESOTA 55107

RES Project #: 12237
 Date: 09/11/2012
 SHEET
A4
 OF 5 SHEETS



FIRST FLOOR PLAN



SCALE: NO SCALE

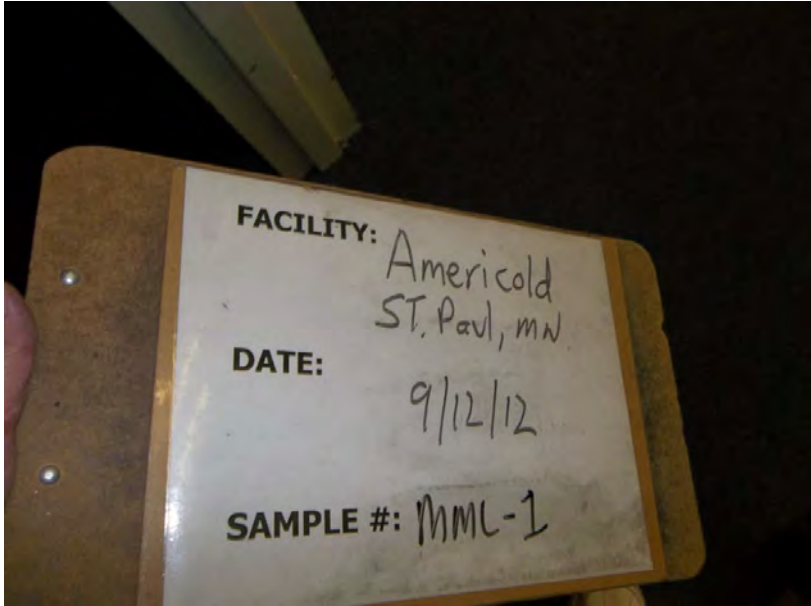
MATERIAL KEY	
	HOMOGENEOUS AREA - MML CARPET MASTIC

REVISIONS		
NO.	DATE	REMARKS

Reliable
Environmental
Solutions, Inc. **RES**

SOUTH OFFICE AREA
 ASBESTOS INSPECTION FOR
 AMERICOLD
 240 CHESTER STREET
 ST. PAUL, MINNESOTA 55107

RES Project #: 12237
 Date: 09/11/2012
 SHEET
A5
 OF 5 SHEETS




MML-1

CARPET MASTIC



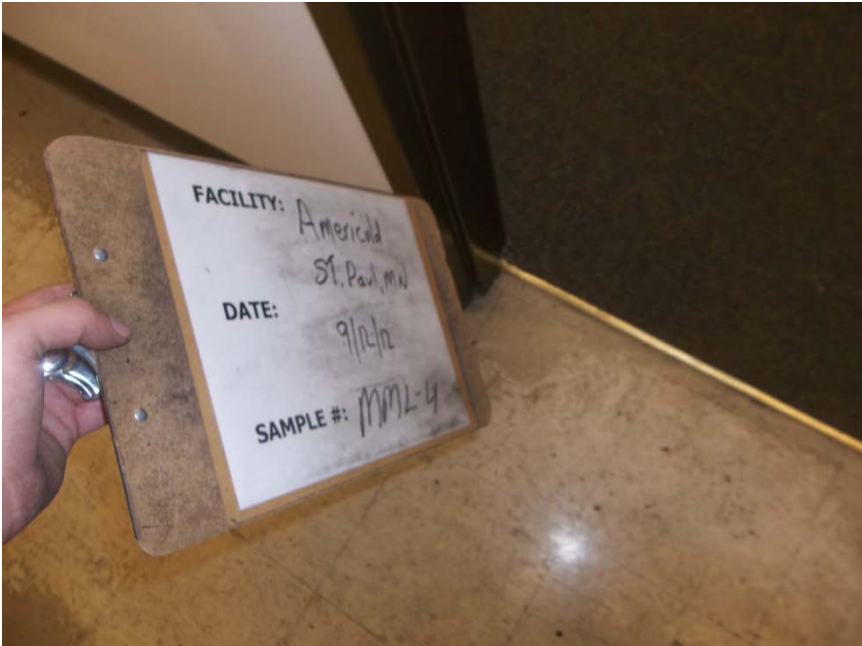
MML-2

CARPET MASTIC



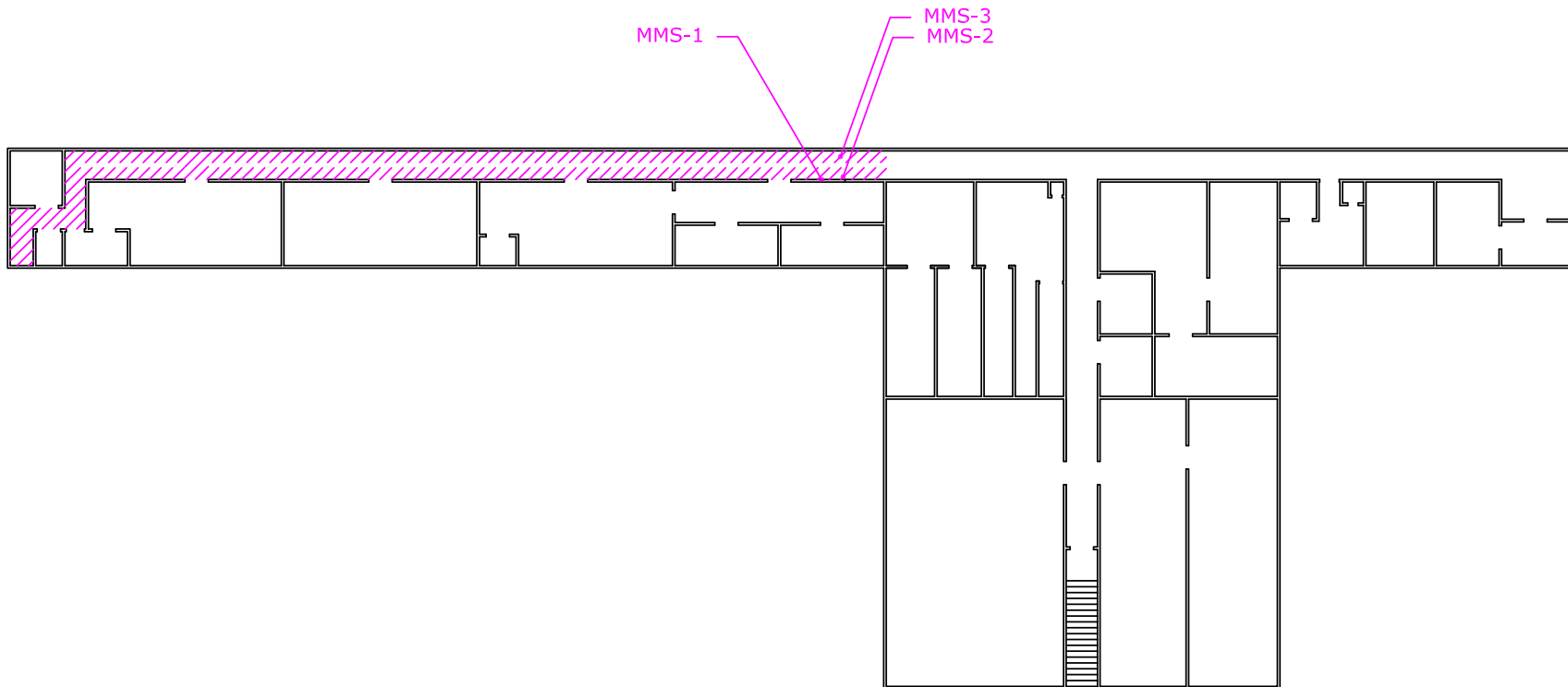
MML-3

CARPET MASTIC



MML-4

CARPET MASTIC



SECOND FLOOR PLAN

SCALE: NO SCALE

NORTH



MATERIAL KEY



HOMOGENEOUS AREA - MMS
GLUE PUCKS, BLACK (ON
PANELED WALLS)

REVISIONS		
NO.	DATE	REMARKS

Reliable
Environmental
Solutions, Inc. **RES**

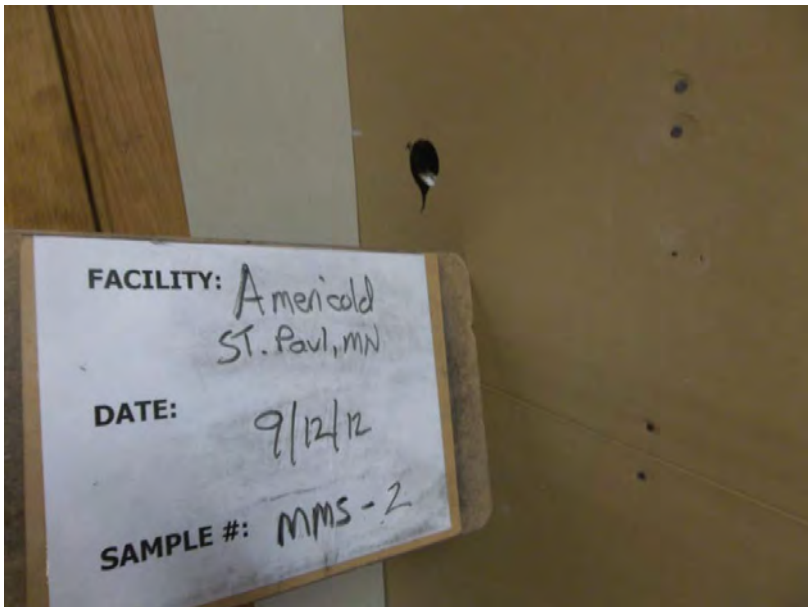
CENTER OFFICE ABOVE DOCK
ASBESTOS INSPECTION FOR
AMERICOLD
240 CHESTER STREET
ST. PAUL, MINNESOTA 55107

RES Project #: 12237
Date: 09/11/2012
SHEET
A1
OF 1 SHEET



MMS-1

GLUE PUCKS, BLACK (ON PANELED WALLS)



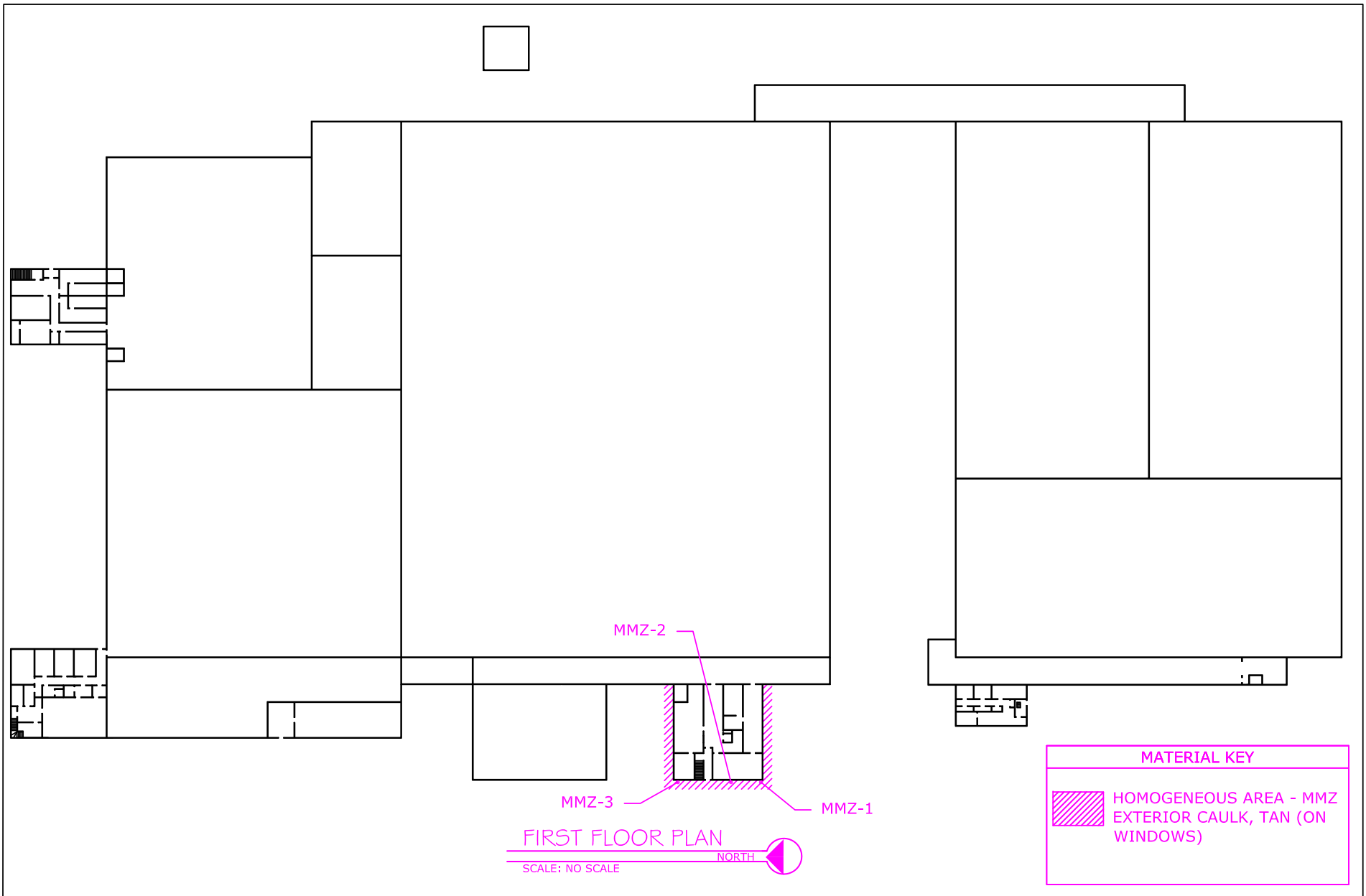
MMS-2


GLUE PUCKS, BLACK (ON PANELED WALLS)



MMS-3

GLUE PUCKS, BLACK (ON PANELED WALLS)



MATERIAL KEY	
	HOMOGENEOUS AREA - MMZ EXTERIOR CAULK, TAN (ON WINDOWS)

REVISIONS		
NO.	DATE	REMARKS

Reliable
Environmental
Solutions, Inc. **RES**

WAREHOUSE

ASBESTOS INSPECTION FOR
 AMERICOLD
 240 CHESTER STREET
 ST. PAUL, MINNESOTA 55107

RES Project #:
12237

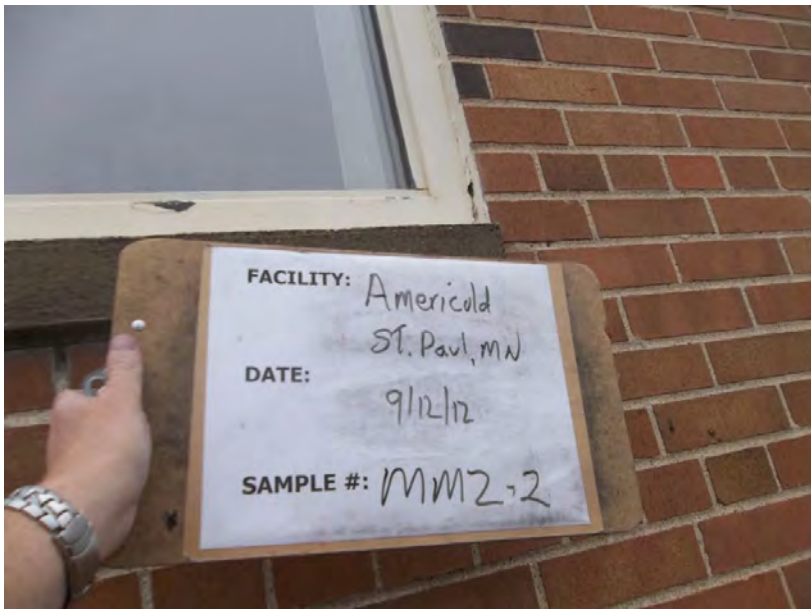
Date:
09/11/2012

SHEET
A1
 OF 1 SHEET



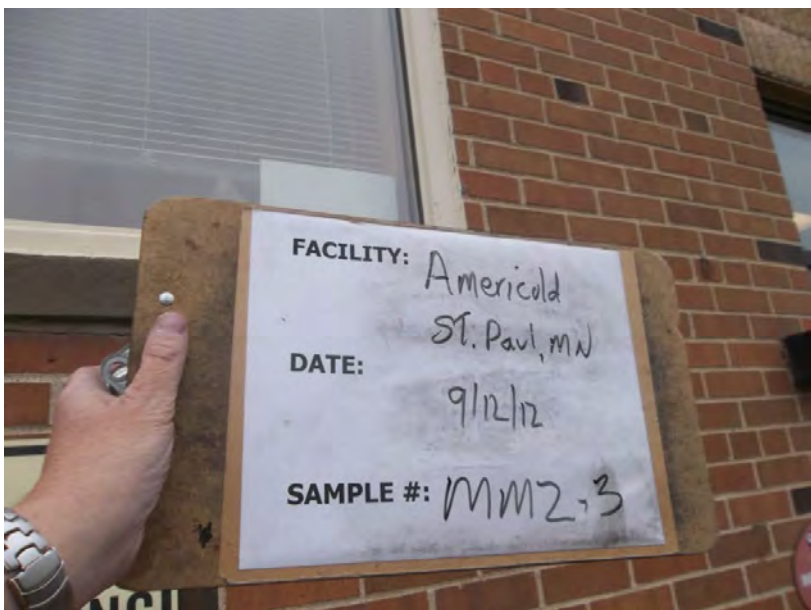
MMZ-1

EXTERIOR CAULK, TAN (ON WINDOWS)



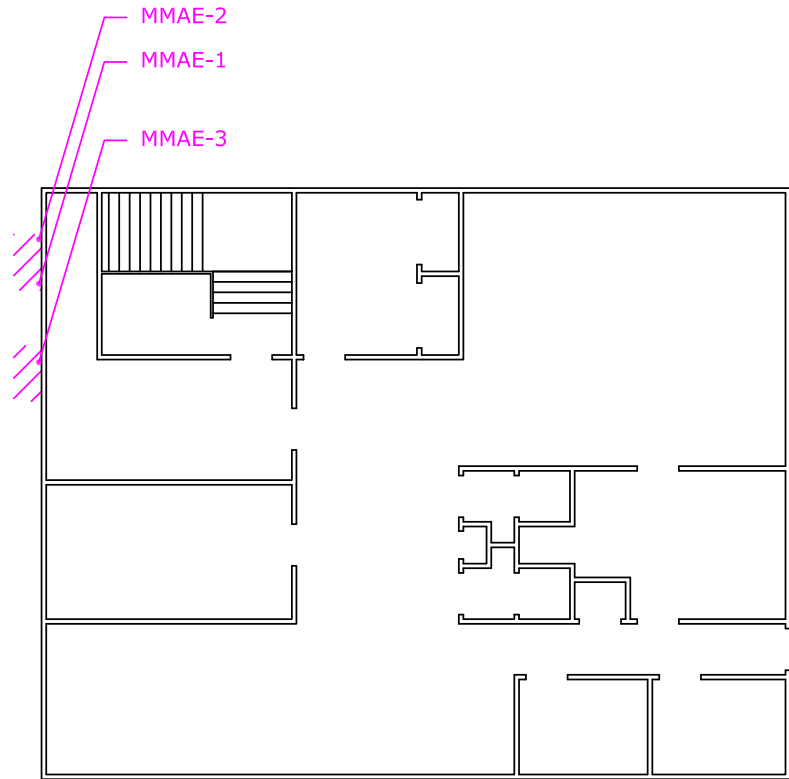
MMZ-2

EXTERIOR CAULK, TAN (ON WINDOWS)

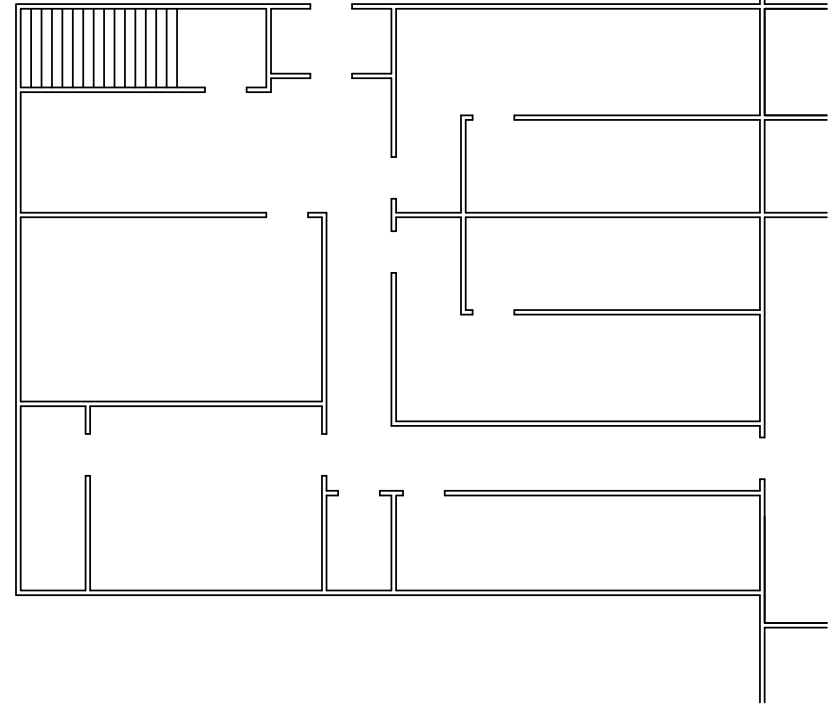


MMZ-3

EXTERIOR CAULK, TAN (ON WINDOWS)




SECOND FLOOR PLAN
 SCALE: NO SCALE
 NORTH



FIRST FLOOR PLAN
 SCALE: NO SCALE
 NORTH

MATERIAL KEY

 HOMOGENEOUS AREA - MMAE
 WINDOW GLAZING, BLACK

REVISIONS		
NO.	DATE	REMARKS

Reliable
Environmental
Solutions, Inc. **RES**

BALDINGERS BAKERY OFFICES
 ASBESTOS INSPECTION FOR
 AMERICOLD
 240 CHESTER STREET
 ST. PAUL, MINNESOTA 55107

RES Project #:
 12237
 Date: 09/11/2012
 SHEET
A1
 OF 1 SHEET



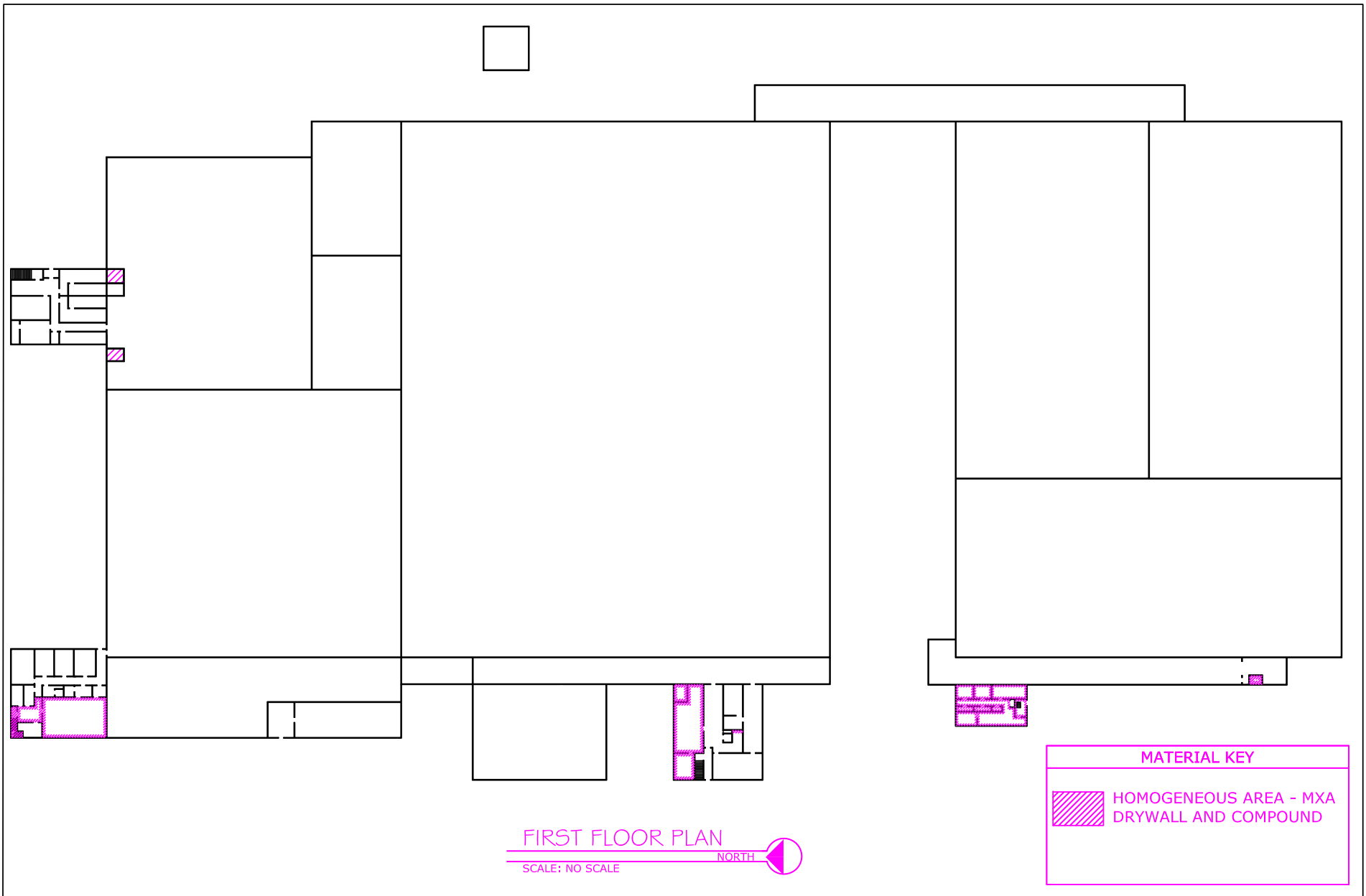
MMAE-1
WINDOW GLAZING, BLACK



MMAE-2
WINDOW GLAZING, BLACK




MMAE-3
WINDOW GLAZING, BLACK



FIRST FLOOR PLAN
 NORTH
 SCALE: NO SCALE

MATERIAL KEY

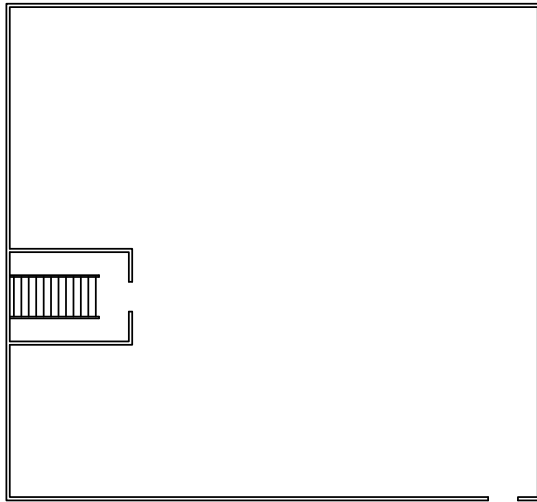
 HOMOGENEOUS AREA - MXA DRYWALL AND COMPOUND

REVISIONS		
NO.	DATE	REMARKS

Reliable
Environmental
Solutions, Inc. **RES**

WAREHOUSE
 ASBESTOS INSPECTION FOR
 AMERICOLD
 240 CHESTER STREET
 ST. PAUL, MINNESOTA 55107

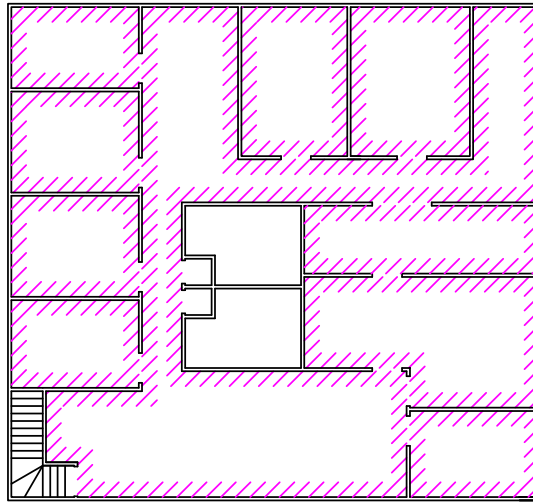
RES Project #:
 12237
 Date: 09/11/2012
 SHEET
A1
 OF 6 SHEETS



STORAGE ABOVE PLAN

NORTH

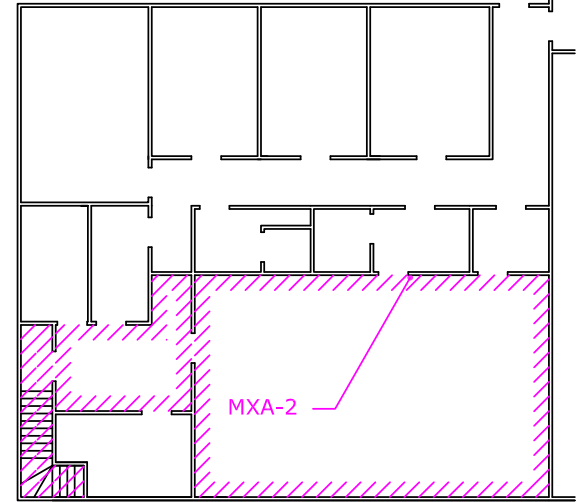
SCALE: NO SCALE



SECOND FLOOR PLAN

NORTH

SCALE: NO SCALE



FIRST FLOOR PLAN

NORTH

SCALE: NO SCALE

MATERIAL KEY



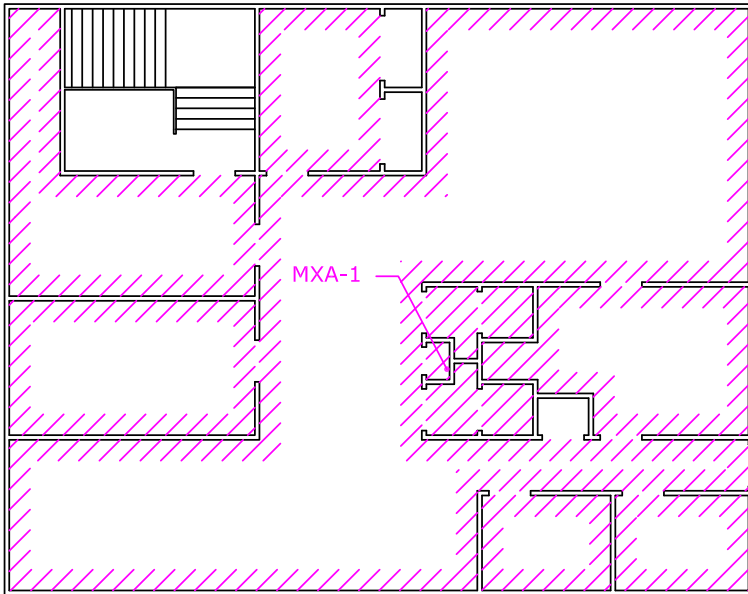
HOMOGENEOUS AREA - MXA DRYWALL AND COMPOUND

REVISIONS		
NO.	DATE	REMARKS

Reliable
Environmental
Solutions, Inc. **RES**

SUMMIT FOODS / MADISON FOODS
 ASBESTOS INSPECTION FOR
 AMERICOLD
 240 CHESTER STREET
 ST. PAUL, MINNESOTA 55107

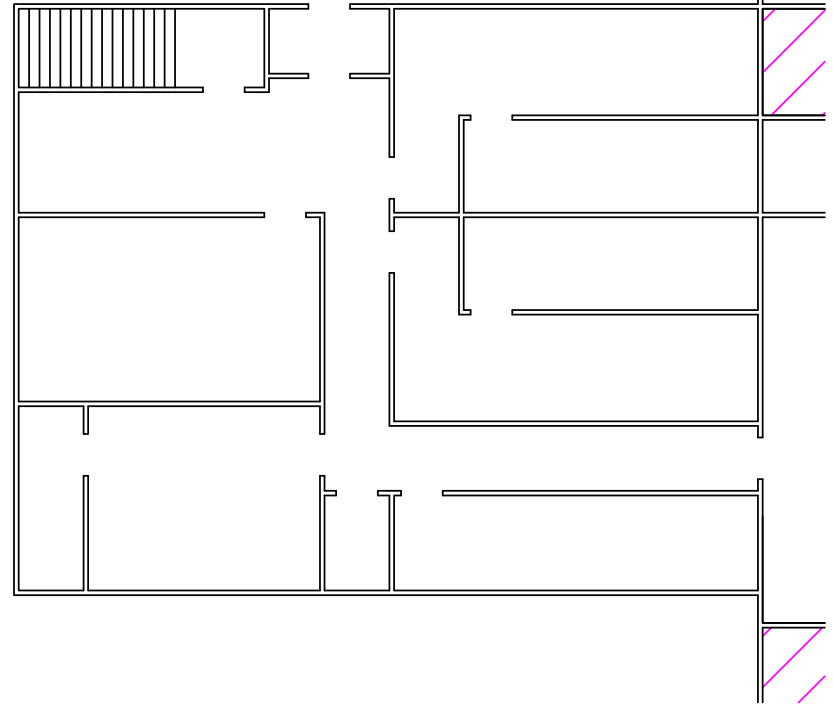
RES Project #:
 12237
 Date:
 09/11/2012
 SHEET
A2
 OF 6 SHEETS



SECOND FLOOR PLAN

SCALE: NO SCALE

NORTH



FIRST FLOOR PLAN

SCALE: NO SCALE

NORTH



MATERIAL KEY



HOMOGENEOUS AREA - MXA
DRYWALL AND COMPOUND

REVISIONS

NO.	DATE	REMARKS

Reliable
Environmental
Solutions, Inc. **RES**

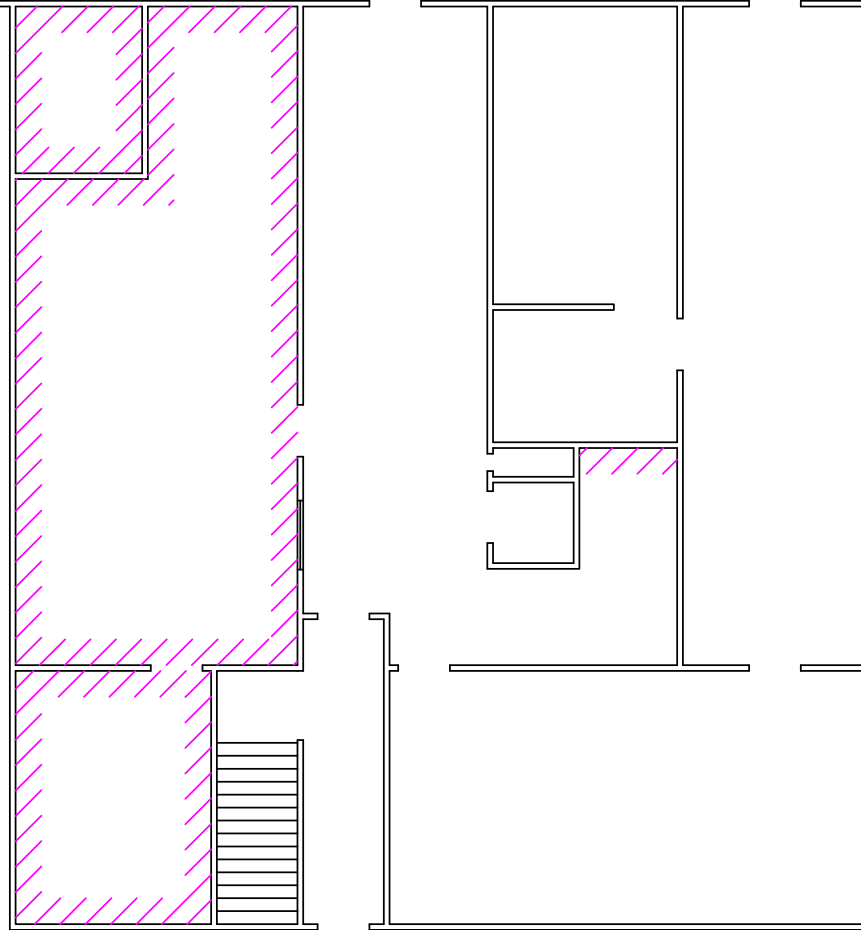
BALDINGERS BAKERY OFFICES

ASBESTOS INSPECTION FOR
 AMERICOLD
 240 CHESTER STREET
 ST. PAUL, MINNESOTA 55107

RES Project #:
12237

Date:
09/11/2012
SHEET


A3
OF 6 SHEETS



FIRST FLOOR PLAN

SCALE: NO SCALE



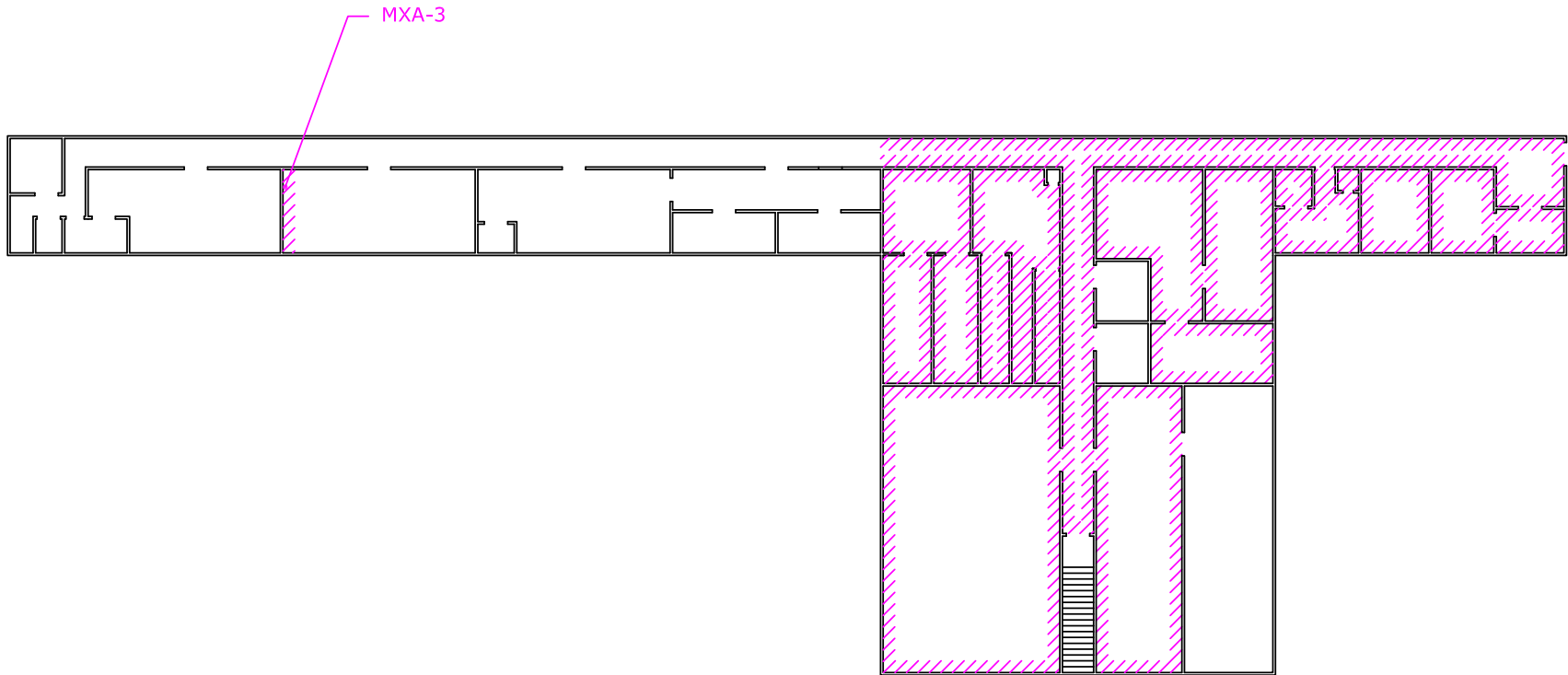
MATERIAL KEY	
	HOMOGENEOUS AREA - MXA DRYWALL AND COMPOUND

REVISIONS		
NO.	DATE	REMARKS

Reliable
Environmental
Solutions, Inc. **RES**

CENTER OFFICE
 ASBESTOS INSPECTION FOR
 AMERICOLD
 240 CHESTER STREET
 ST. PAUL, MINNESOTA 55107

RES Project #: 12237
 Date: 09/11/2012
 SHEET
A4
 OF 6 SHEETS



SECOND FLOOR PLAN

SCALE: NO SCALE

NORTH



MATERIAL KEY



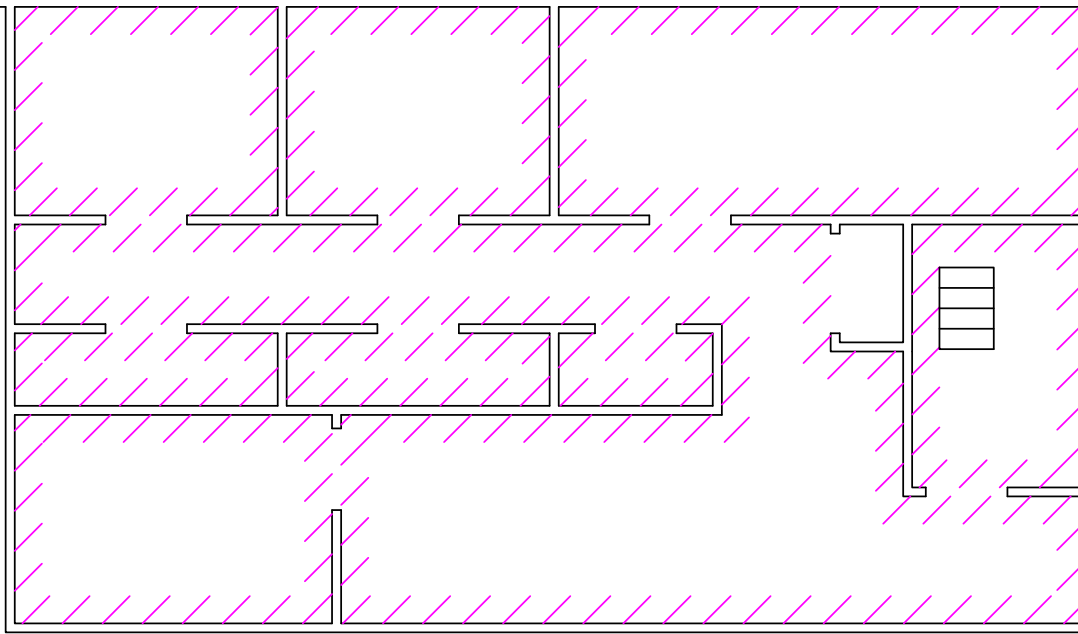
HOMOGENEOUS AREA - MXA DRYWALL AND COMPOUND

REVISIONS		
NO.	DATE	REMARKS

Reliable
Environmental
Solutions, Inc. **RES**

CENTER OFFICE ABOVE DOCK
 ASBESTOS INSPECTION FOR
 AMERICOLD
 240 CHESTER STREET
 ST. PAUL, MINNESOTA 55107

RES Project #: 12237
 Date: 09/11/2012
 SHEET
A5
 OF 6 SHEETS




FIRST FLOOR PLAN

SCALE: NO SCALE



MATERIAL KEY

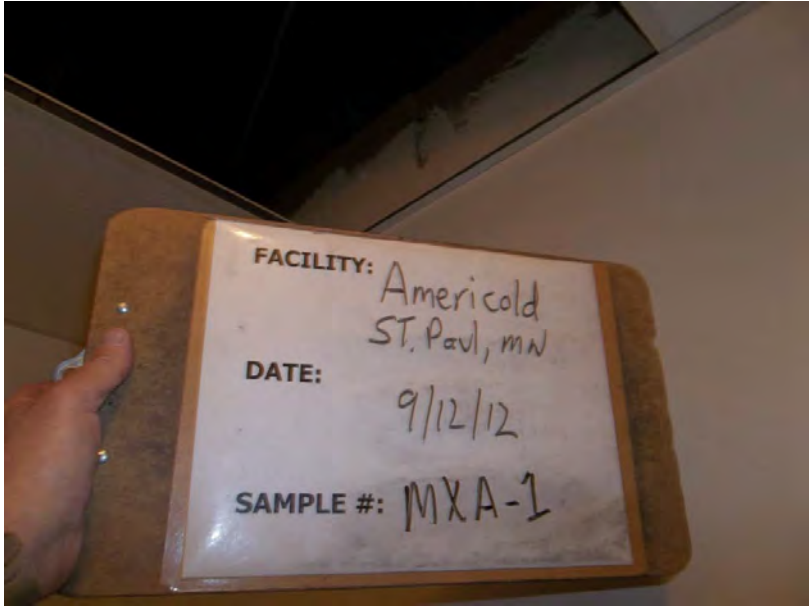
 HOMOGENEOUS AREA - MXA DRYWALL AND COMPOUND

REVISIONS		
NO.	DATE	REMARKS

Reliable
Environmental
Solutions, Inc. **RES**

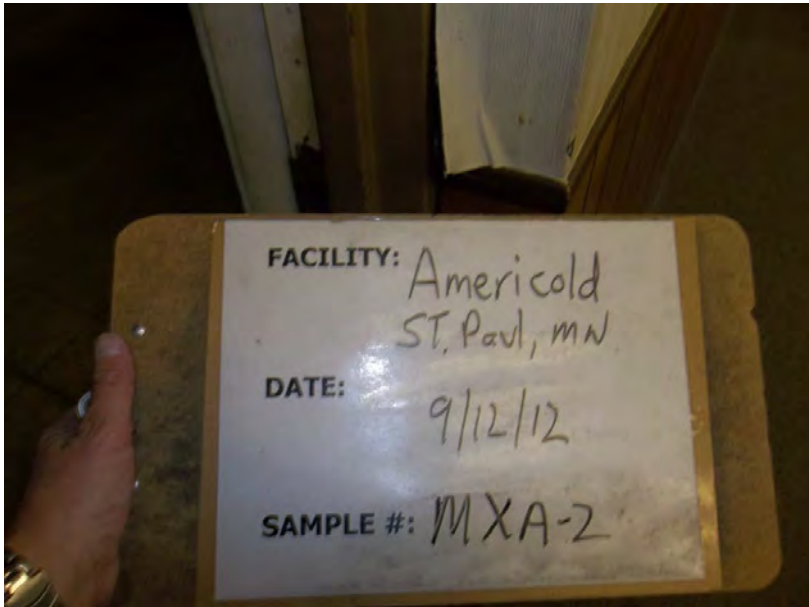
SOUTH OFFICE AREA
 ASBESTOS INSPECTION FOR
 AMERICOLD
 240 CHESTER STREET
 ST. PAUL, MINNESOTA 55107

RES Project #: 12237
 Date: 09/11/2012
 SHEET
A6
 OF 6 SHEETS



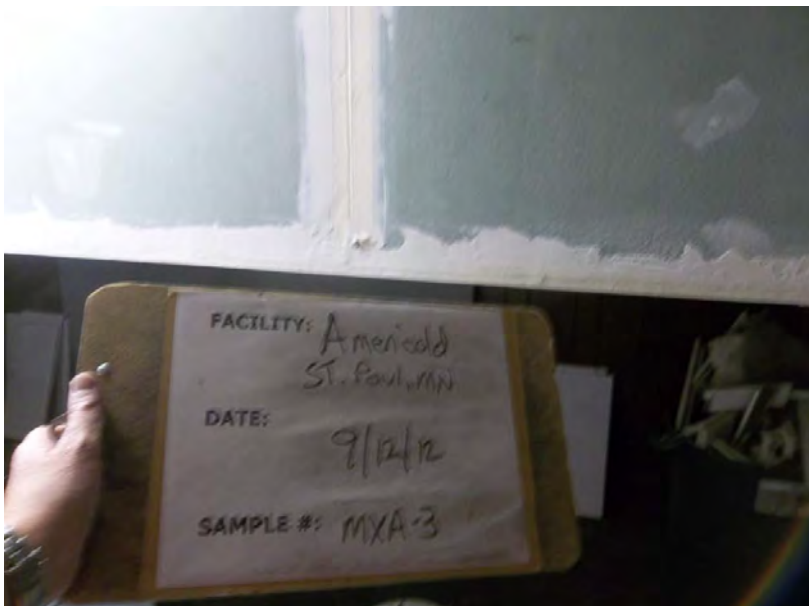
MXA-1

DRYWALL AND COMPOUND



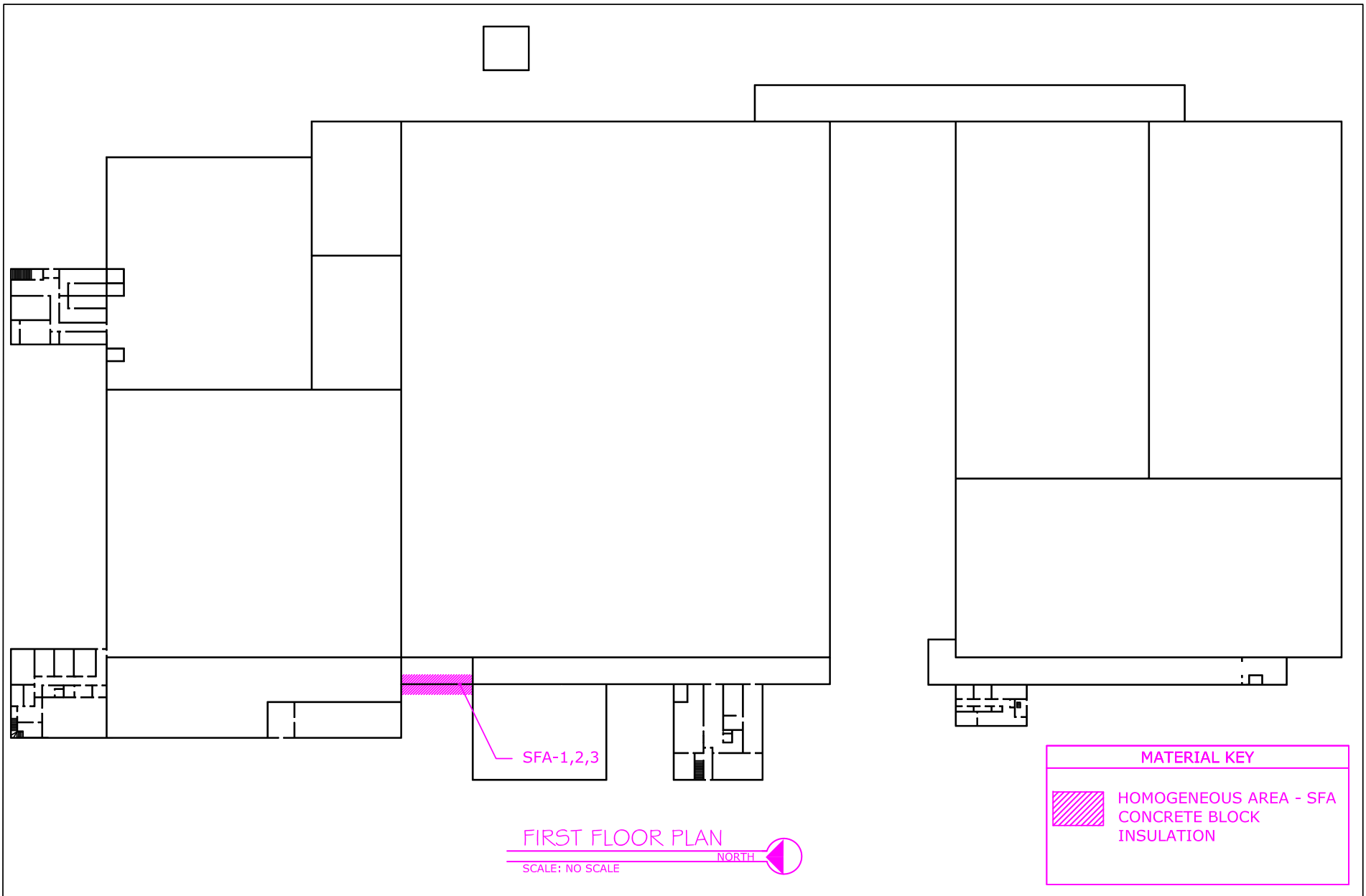
MXA-2

DRYWALL AND COMPOUND



MXA-3

DRYWALL AND COMPOUND

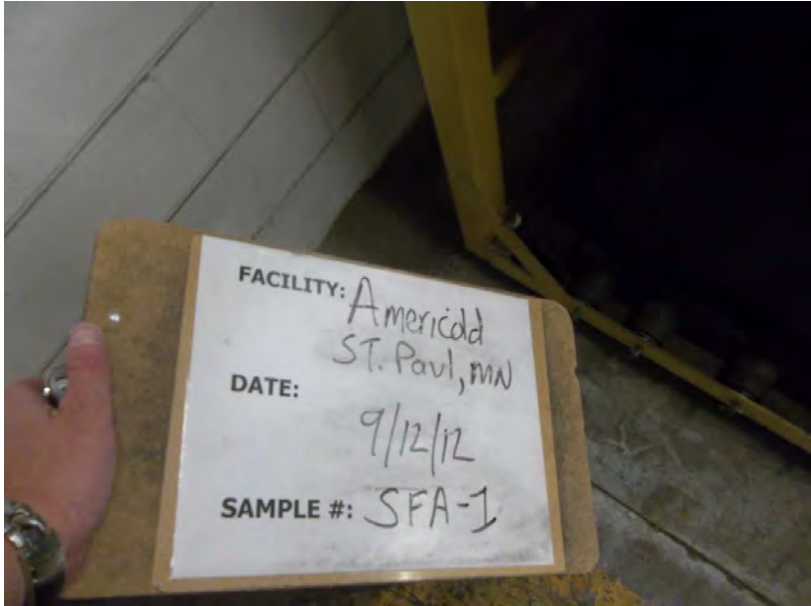


REVISIONS		
NO.	DATE	REMARKS

Reliable
Environmental
Solutions, Inc. **RES**

WAREHOUSE
 ASBESTOS INSPECTION FOR
 AMERICOLD
 240 CHESTER STREET
 ST. PAUL, MINNESOTA 55107

RES Project #:
 12237
 Date: 09/11/2012
 SHEET
A1
 OF 1 SHEET



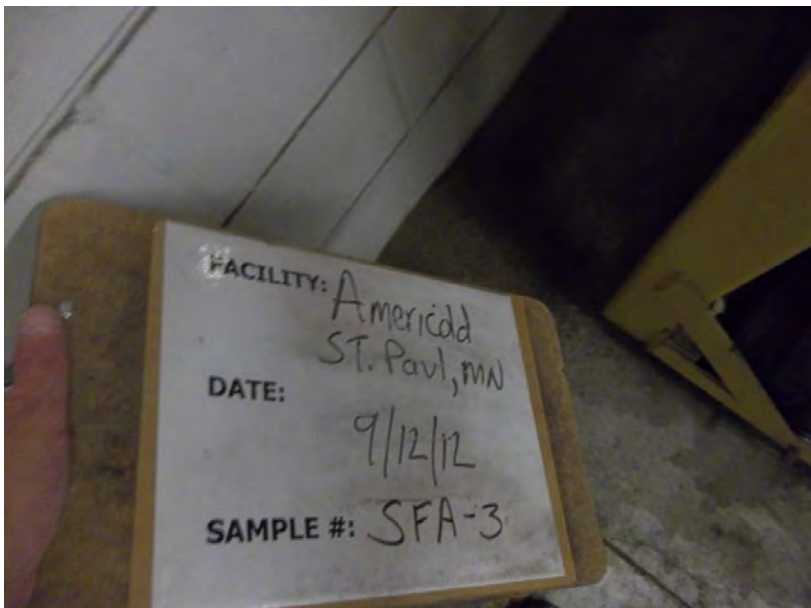
SFA-1

CONCRETE BLOCK INSULATION



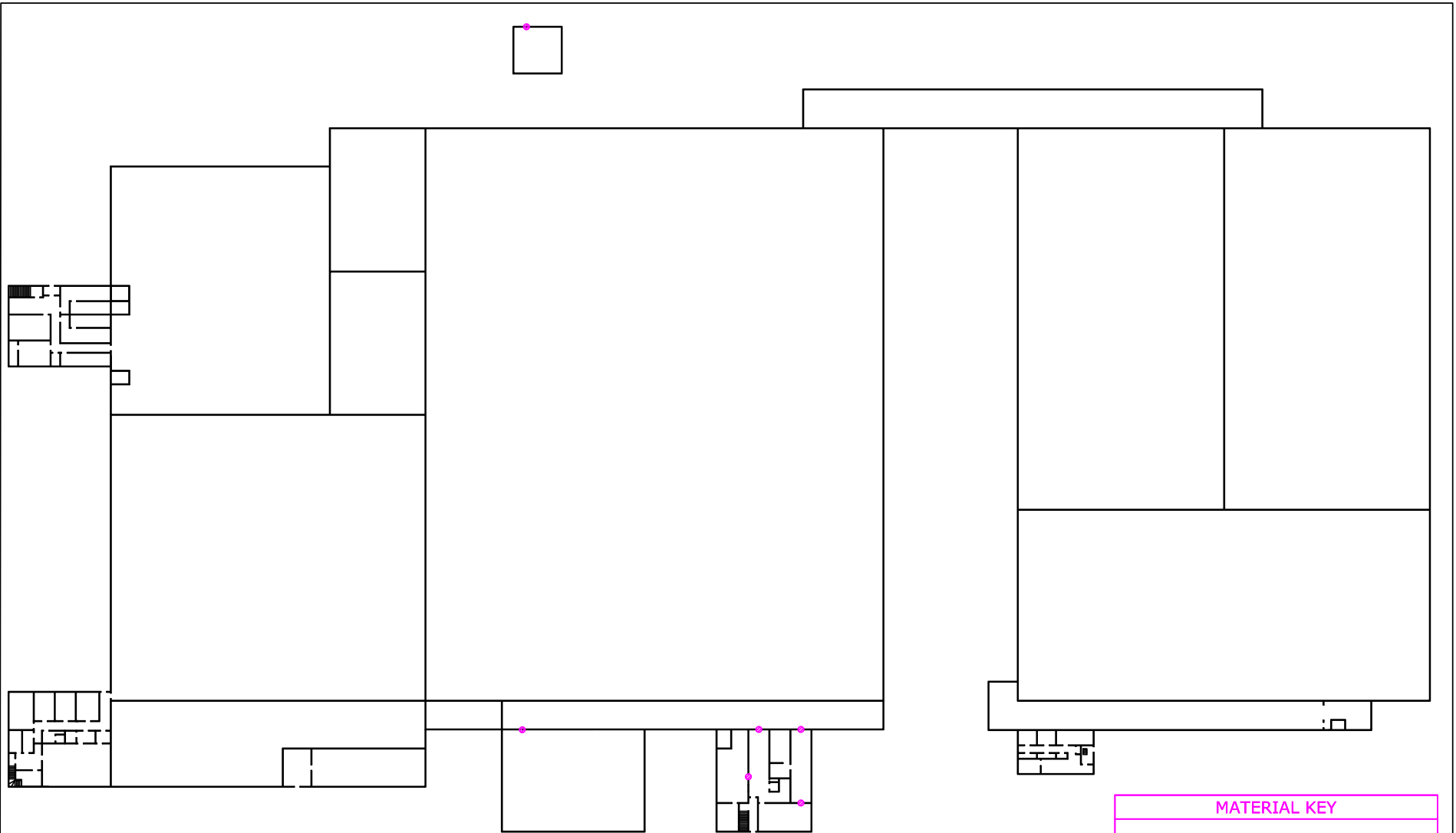
SFA-2

CONCRETE BLOCK INSULATION



SFA-3

CONCRETE BLOCK INSULATION



FIRST FLOOR PLAN
 NORTH
 SCALE: NO SCALE

MATERIAL KEY

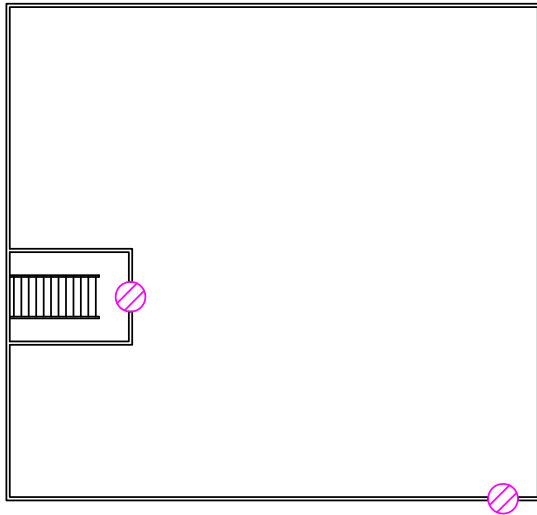
 HOMOGENEOUS AREA - MMK
 FIRE DOORS

REVISIONS		
NO.	DATE	REMARKS

Reliable
Environmental
Solutions, Inc. **RES**

WAREHOUSE
 ASBESTOS INSPECTION FOR
 AMERICOLD
 240 CHESTER STREET
 ST. PAUL, MINNESOTA 55107

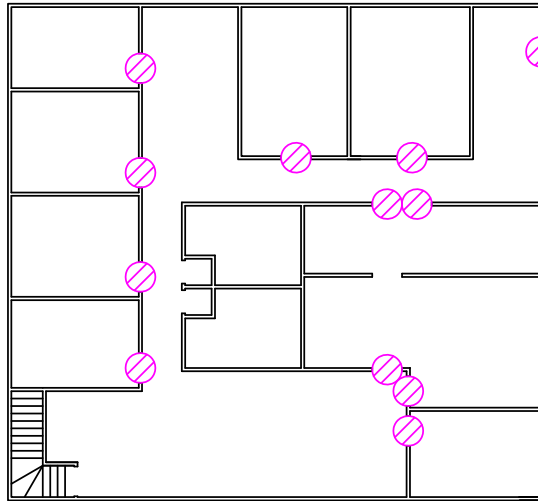
RES Project #:
 12237
 Date:
 09/11/2012
 SHEET
A1
 OF 5 SHEETS



STORAGE ABOVE PLAN

NORTH

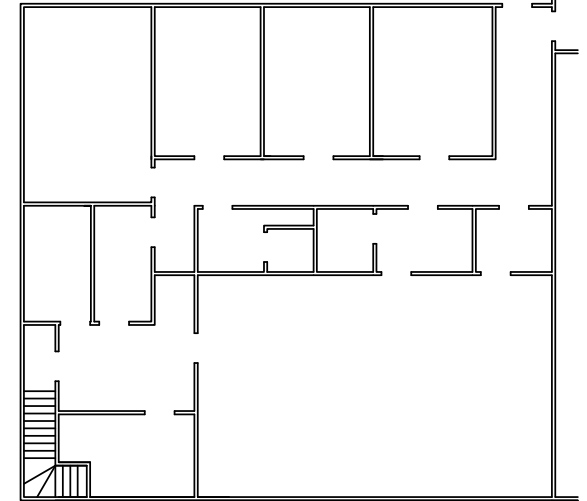
SCALE: NO SCALE



SECOND FLOOR PLAN

NORTH

SCALE: NO SCALE



FIRST FLOOR PLAN

NORTH

SCALE: NO SCALE

MATERIAL KEY



HOMOGENEOUS AREA - MMK
FIRE DOORS

REVISIONS

NO.	DATE	REMARKS

Reliable
Environmental
Solutions, Inc. **RES**

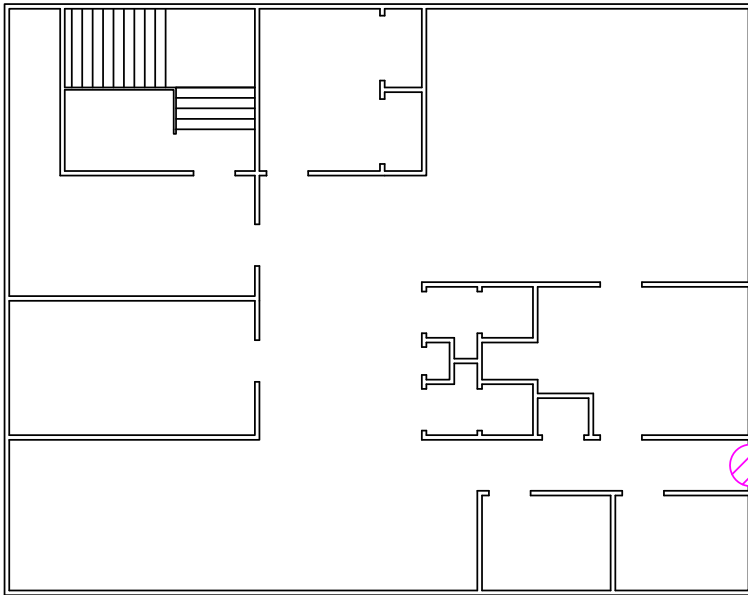
SUMMIT FOODS / MADISON FOODS

ASBESTOS INSPECTION FOR
 AMERICOLD
 240 CHESTER STREET
 ST. PAUL, MINNESOTA 55107

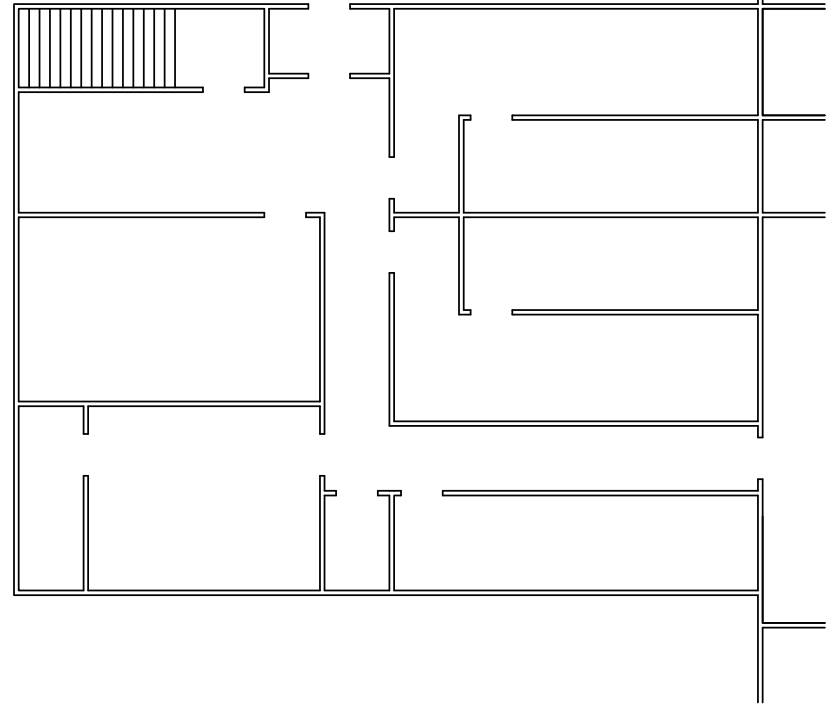
RES Project #:
12237

Date: 09/11/2012
SHEET

A2
OF 5 SHEETS




SECOND FLOOR PLAN
 SCALE: NO SCALE
 NORTH



FIRST FLOOR PLAN
 SCALE: NO SCALE
 NORTH

MATERIAL KEY

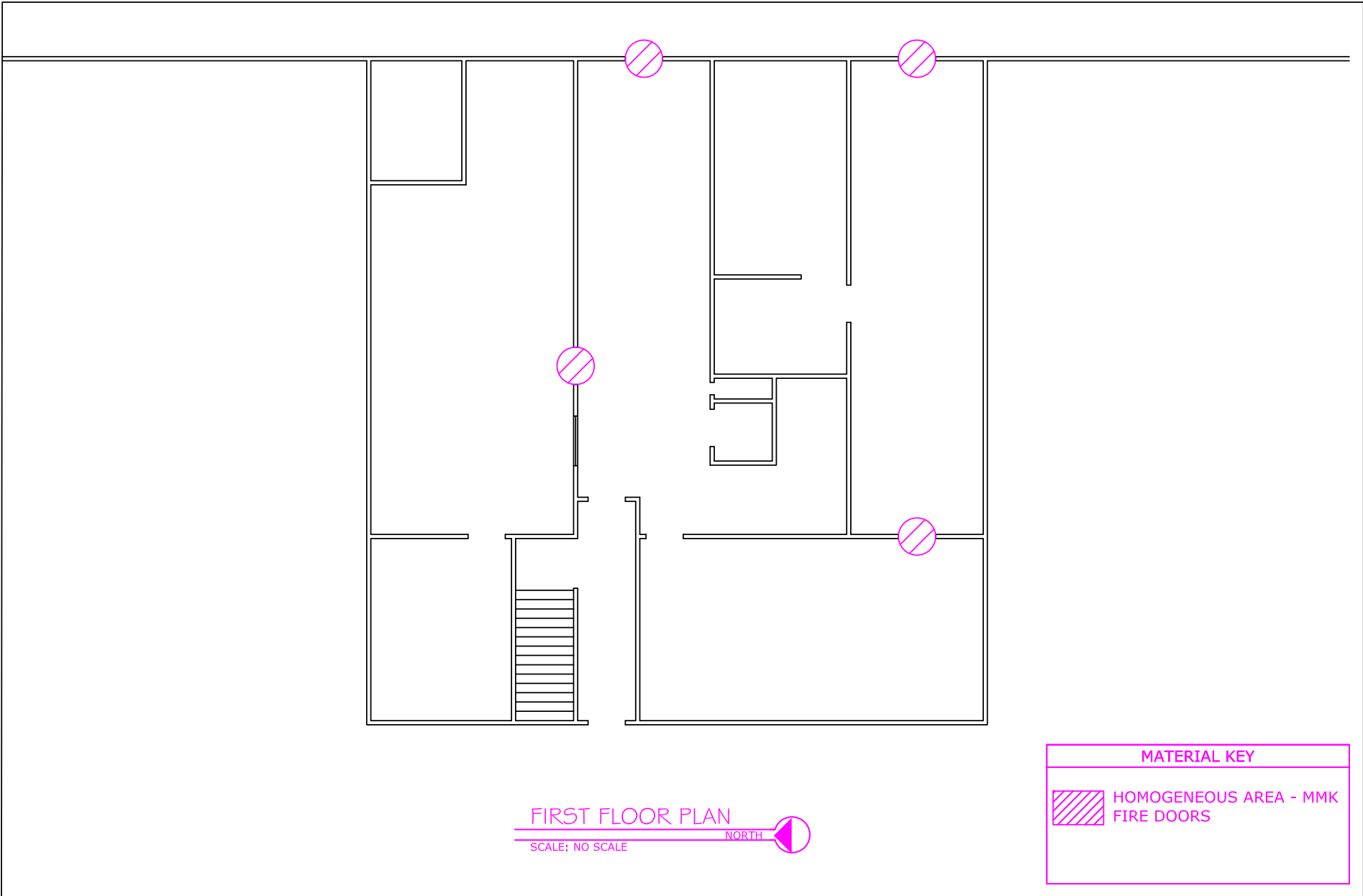
 HOMOGENEOUS AREA - MMK
 FIRE DOORS

REVISIONS		
NO.	DATE	REMARKS

Reliable
Environmental
Solutions, Inc. **RES**

BALDINGERS BAKERY OFFICES
 ASBESTOS INSPECTION FOR
 AMERICOLD
 240 CHESTER STREET
 ST. PAUL, MINNESOTA 55107

RES Project #:
 12237
 Date: 09/11/2012
 SHEET
A3
 OF 5 SHEETS



MATERIAL KEY	
	HOMOGENEOUS AREA - MMK FIRE DOORS

REVISIONS		
NO.	DATE	REMARKS

Reliable
Environmental
Solutions, Inc.

RES

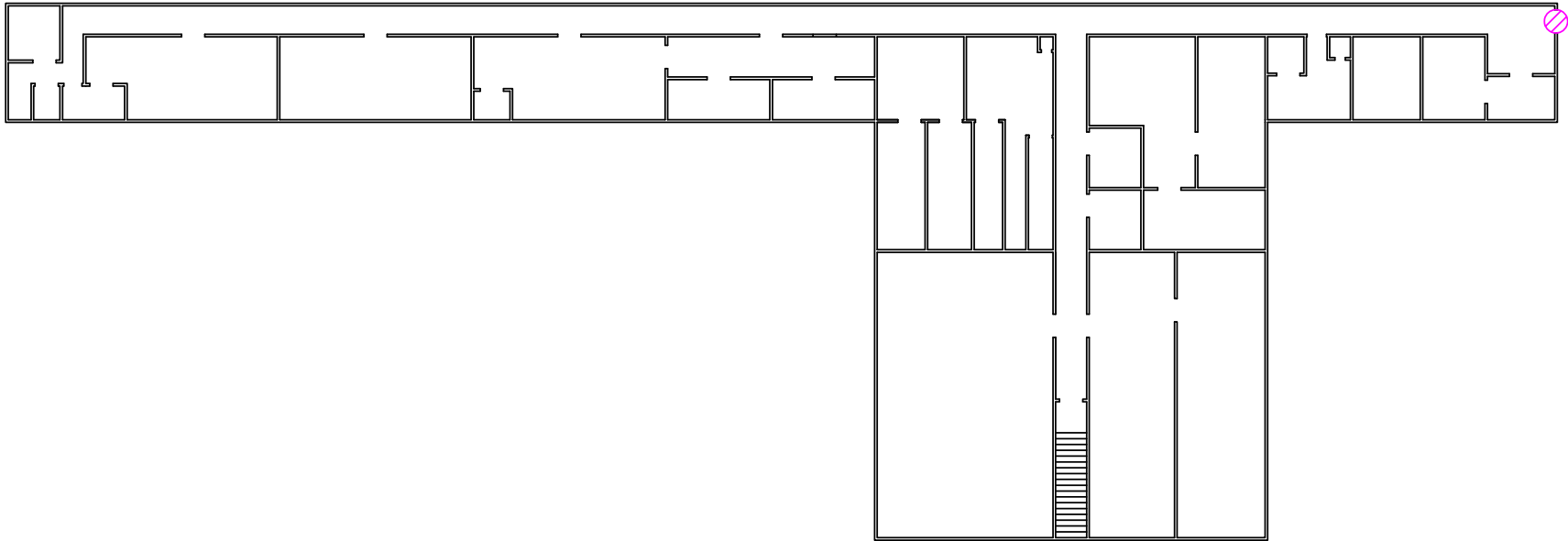
CENTER OFFICE

ASBESTOS INSPECTION FOR
AMERICOLD
240 CHESTER STREET
ST. PAUL, MINNESOTA 55107

RES Project #: 12237

Date: 09/11/2012

SHEET
A4
OF 5 SHEETS



SECOND FLOOR PLAN

SCALE: NO SCALE

NORTH



MATERIAL KEY



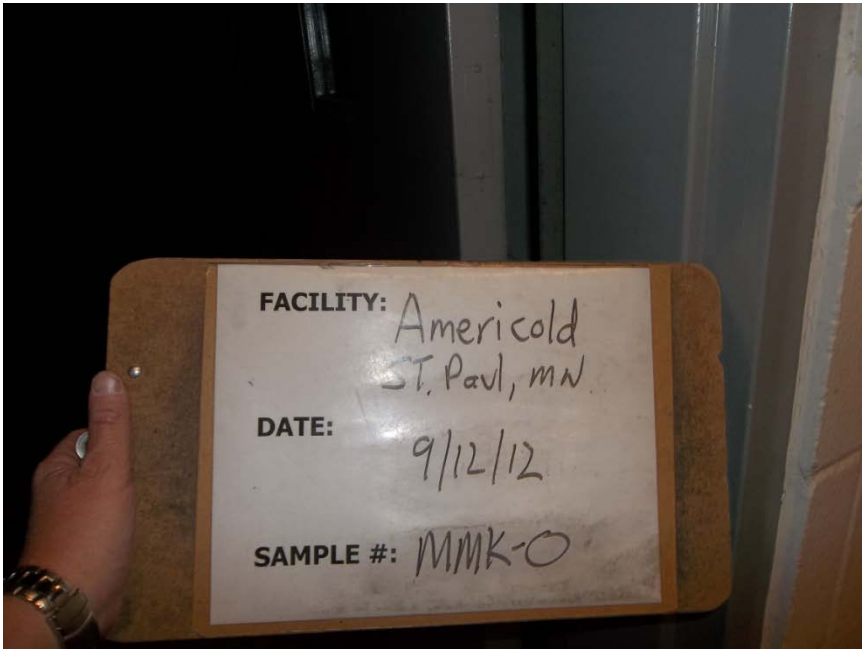
HOMOGENEOUS AREA - MMK
FIRE DOORS

REVISIONS		
NO.	DATE	REMARKS

Reliable
Environmental
Solutions, Inc. **RES**

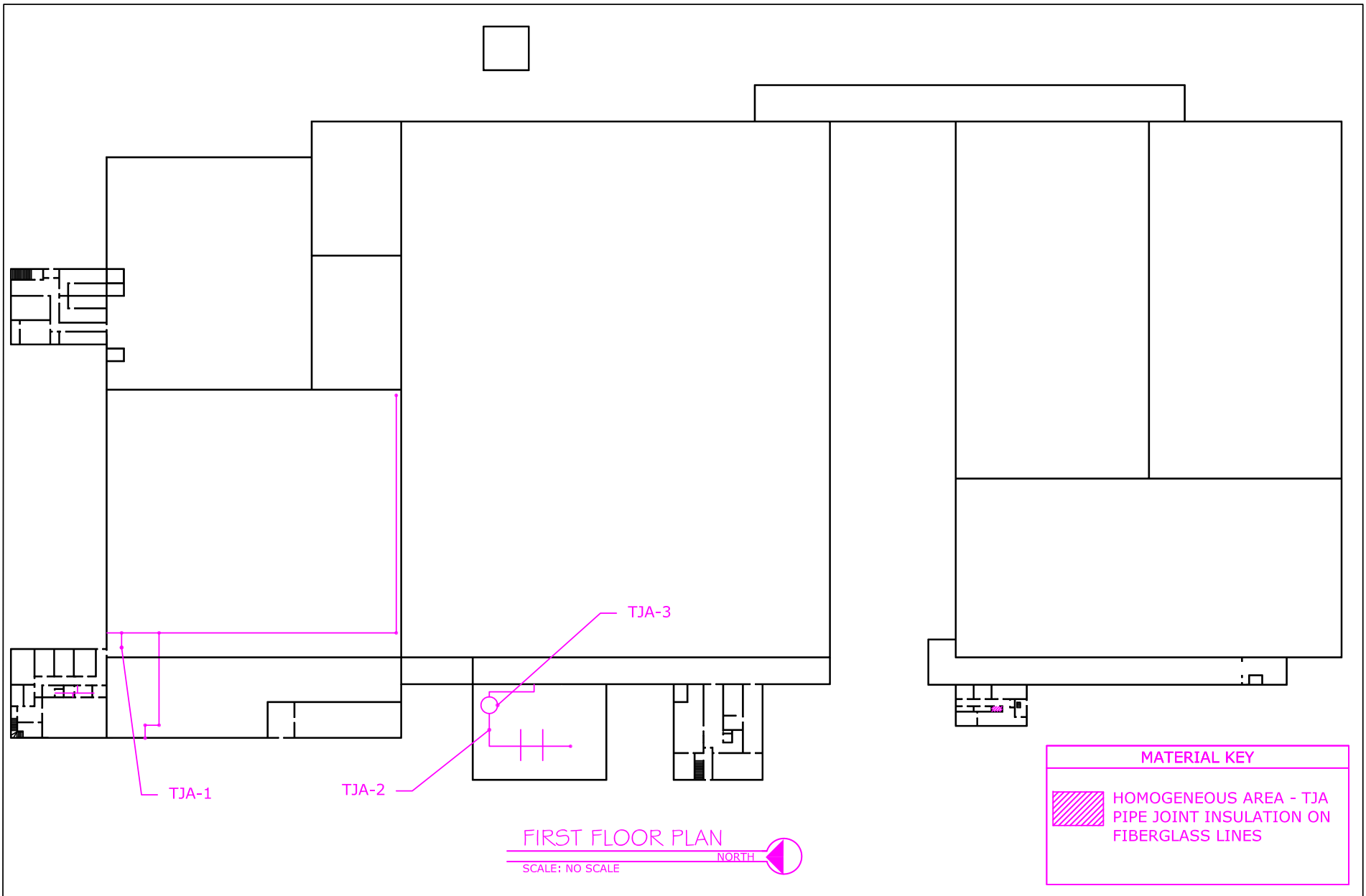
CENTER OFFICE ABOVE DOCK
 ASBESTOS INSPECTION FOR
 AMERICOLD
 240 CHESTER STREET
 ST. PAUL, MINNESOTA 55107

RES Project #: 12237
 Date: 09/11/2012
 SHEET
A5
 OF 5 SHEETS



MMK-0

FIRE DOORS



REVISIONS		
NO.	DATE	REMARKS

Reliable
Environmental
Solutions, Inc.

RES

WAREHOUSE

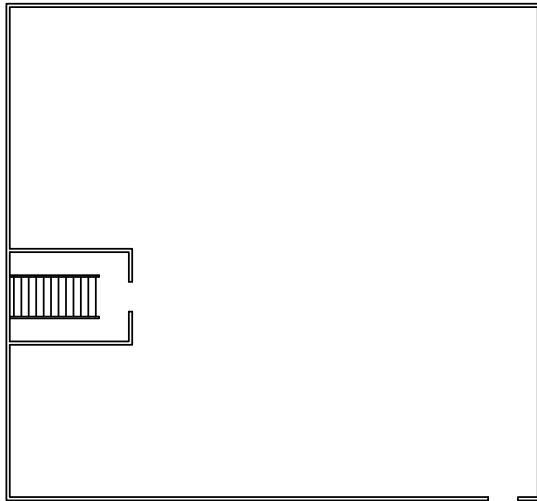
ASBESTOS INSPECTION FOR
AMERICOLD
240 CHESTER STREET
ST. PAUL, MINNESOTA 55107

RES Project #:
12237

Date:
09/11/2012
SHEET

A1

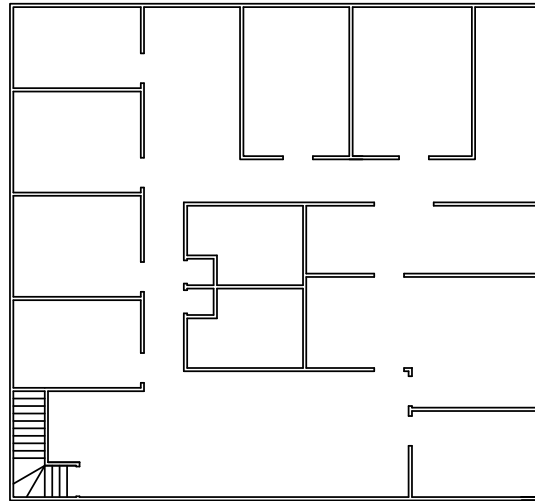
OF 3 SHEETS



STORAGE ABOVE PLAN

NORTH

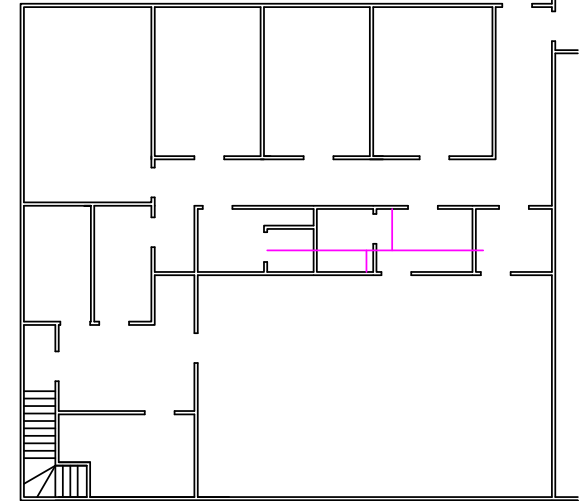
SCALE: NO SCALE



SECOND FLOOR PLAN

NORTH

SCALE: NO SCALE



FIRST FLOOR PLAN

NORTH

SCALE: NO SCALE

MATERIAL KEY



HOMOGENEOUS AREA - TJA
PIPE JOINT INSULATION ON
FIBERGLASS LINES

REVISIONS

NO.	DATE	REMARKS

Reliable
Environmental
Solutions, Inc. **RES**

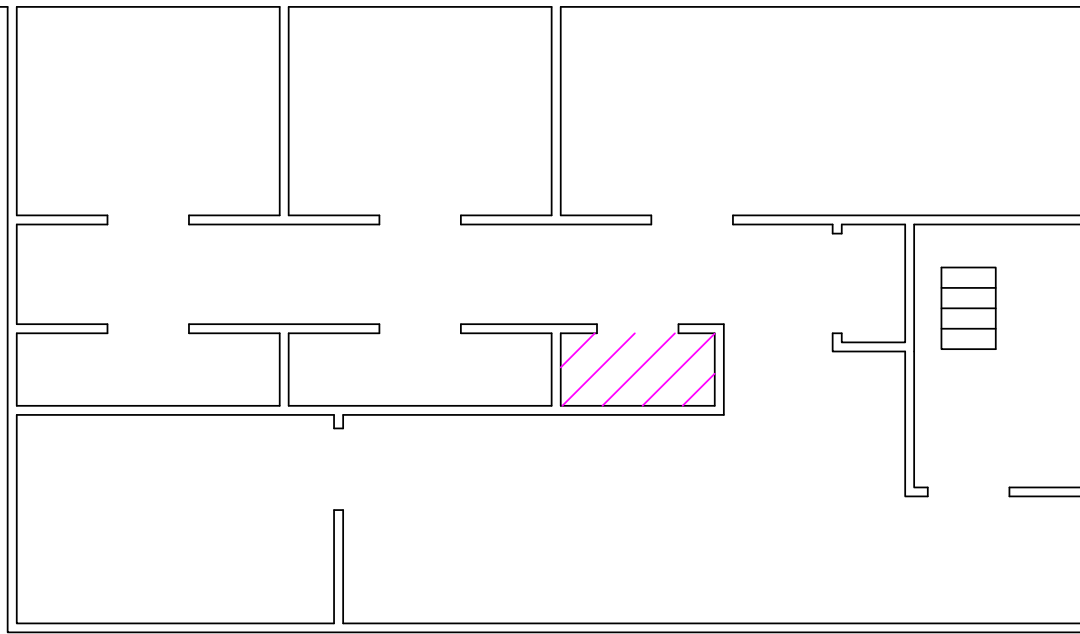
SUMMIT FOODS / MADISON FOODS

ASBESTOS INSPECTION FOR
AMERICOLD
240 CHESTER STREET
ST. PAUL, MINNESOTA 55107

RES Project #:
12237

Date:
09/11/2012
SHEET

A2
OF 3 SHEETS



FIRST FLOOR PLAN

SCALE: NO SCALE



MATERIAL KEY



HOMOGENEOUS AREA - TJA
PIPE JOINT INSULATION ON
FIBERGLASS LINES

REVISIONS		
NO.	DATE	REMARKS

Reliable
Environmental
Solutions, Inc. **RES**

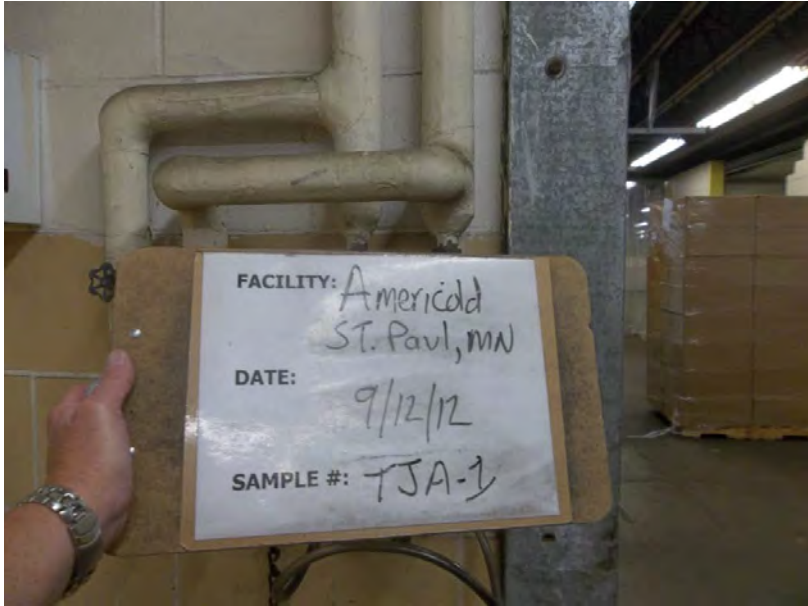
SOUTH OFFICE AREA

ASBESTOS INSPECTION FOR
AMERICOLD
240 CHESTER STREET
ST. PAUL, MINNESOTA 55107

RES Project #: 12237

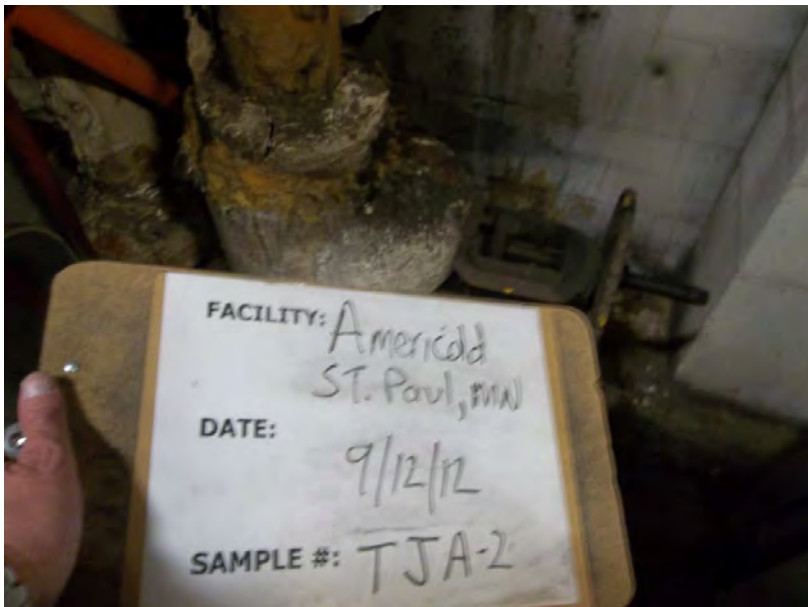
Date: 09/11/2012
SHEET

A3
OF 3 SHEETS



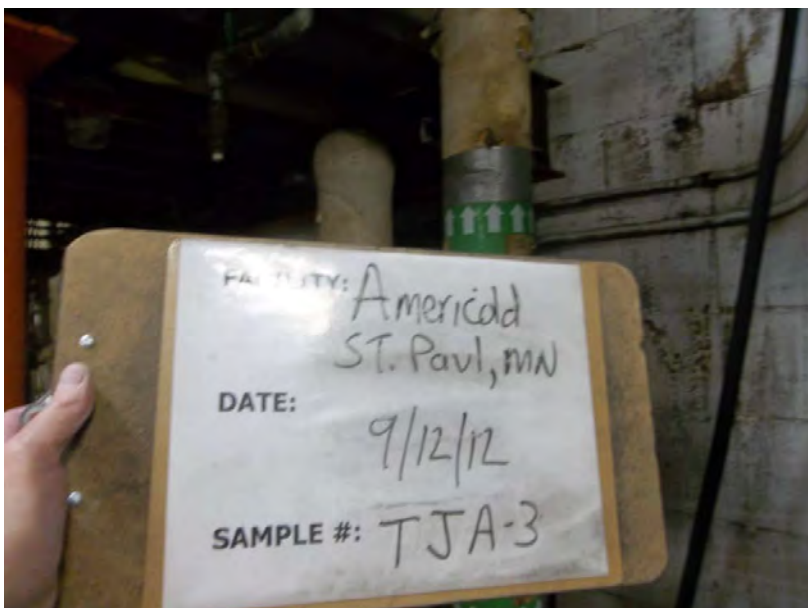
TJA-1

PIPE JOINT INSULATION ON FIBERGLASS LINES



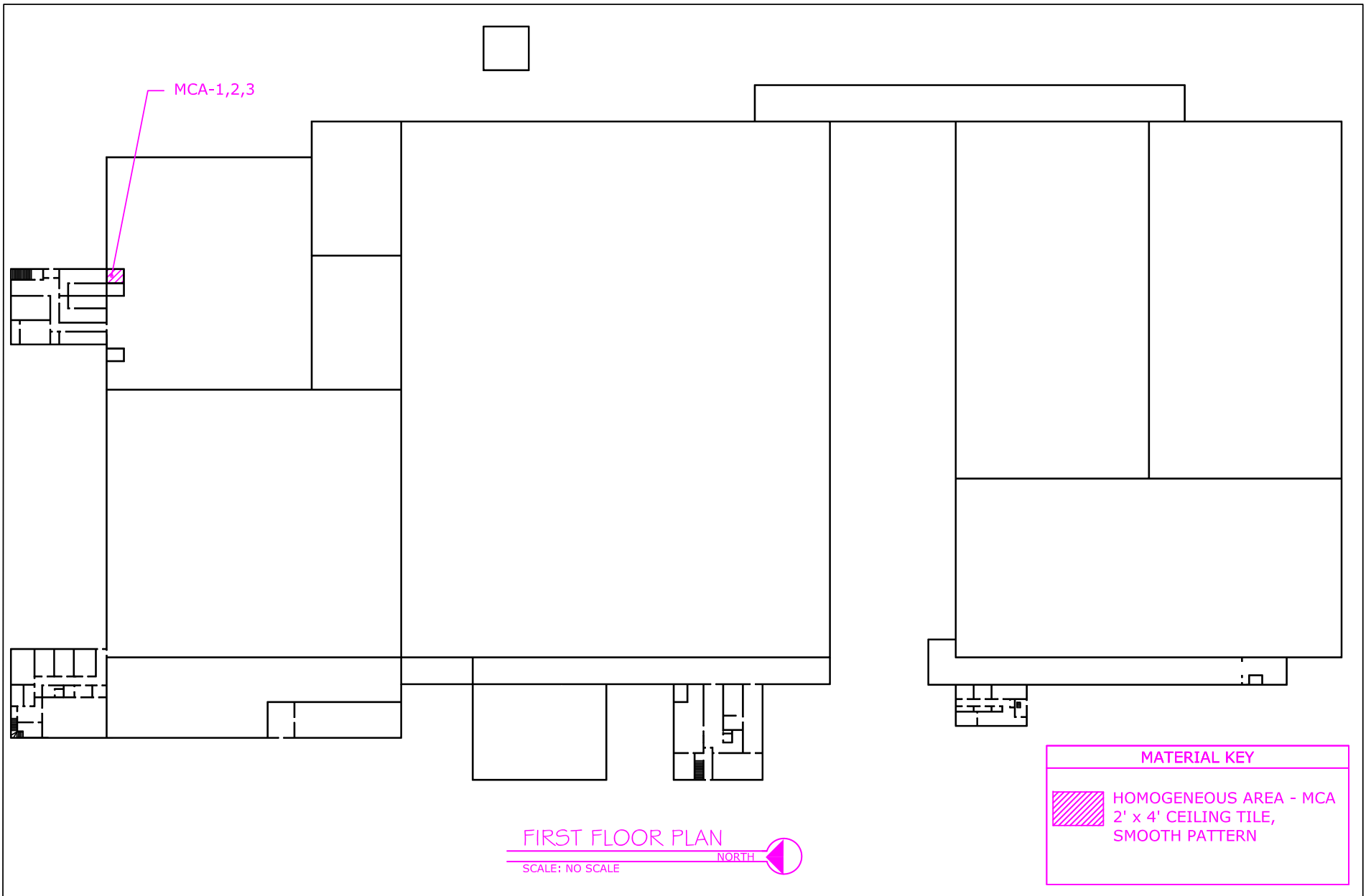
TJA-2


PIPE JOINT INSULATION ON FIBERGLASS LINES



TJA-3

PIPE JOINT INSULATION ON FIBERGLASS LINES



MATERIAL KEY	
	HOMOGENEOUS AREA - MCA 2' x 4' CEILING TILE, SMOOTH PATTERN

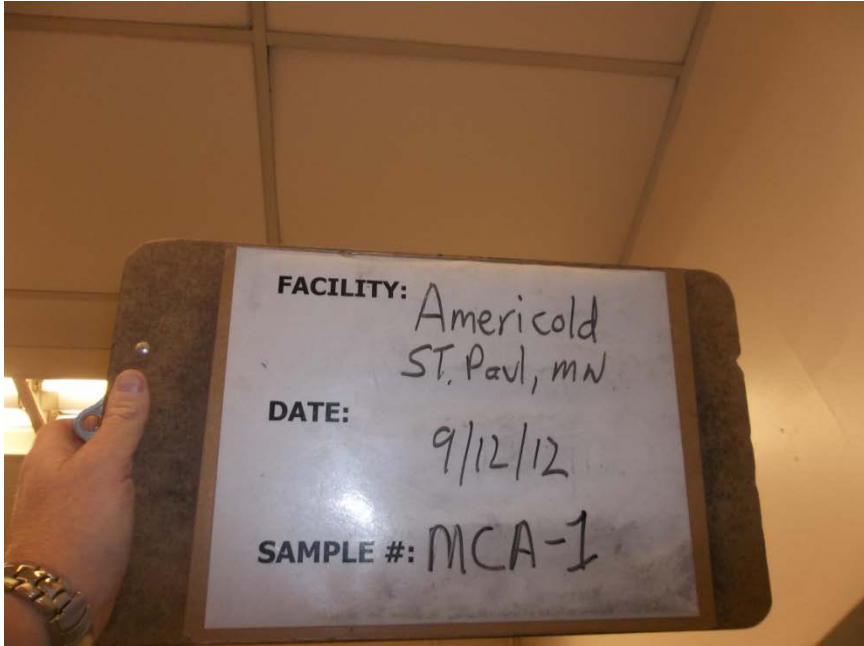
FIRST FLOOR PLAN
 SCALE: NO SCALE 

REVISIONS		
NO.	DATE	REMARKS

Reliable
Environmental
Solutions, Inc. **RES**

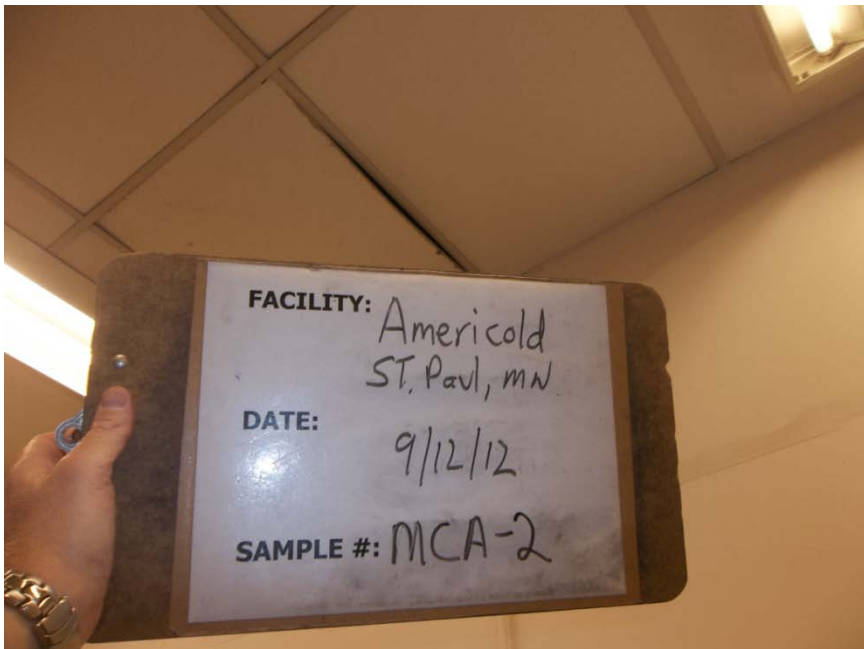
WAREHOUSE
 ASBESTOS INSPECTION FOR
 AMERICOLD
 240 CHESTER STREET
 ST. PAUL, MINNESOTA 55107

RES Project #:
12237
 Date: 09/11/2012
 SHEET
A1
 OF 1 SHEET



MCA-1

2' X 4' CEILING TILE, SMOOTH PATTERN



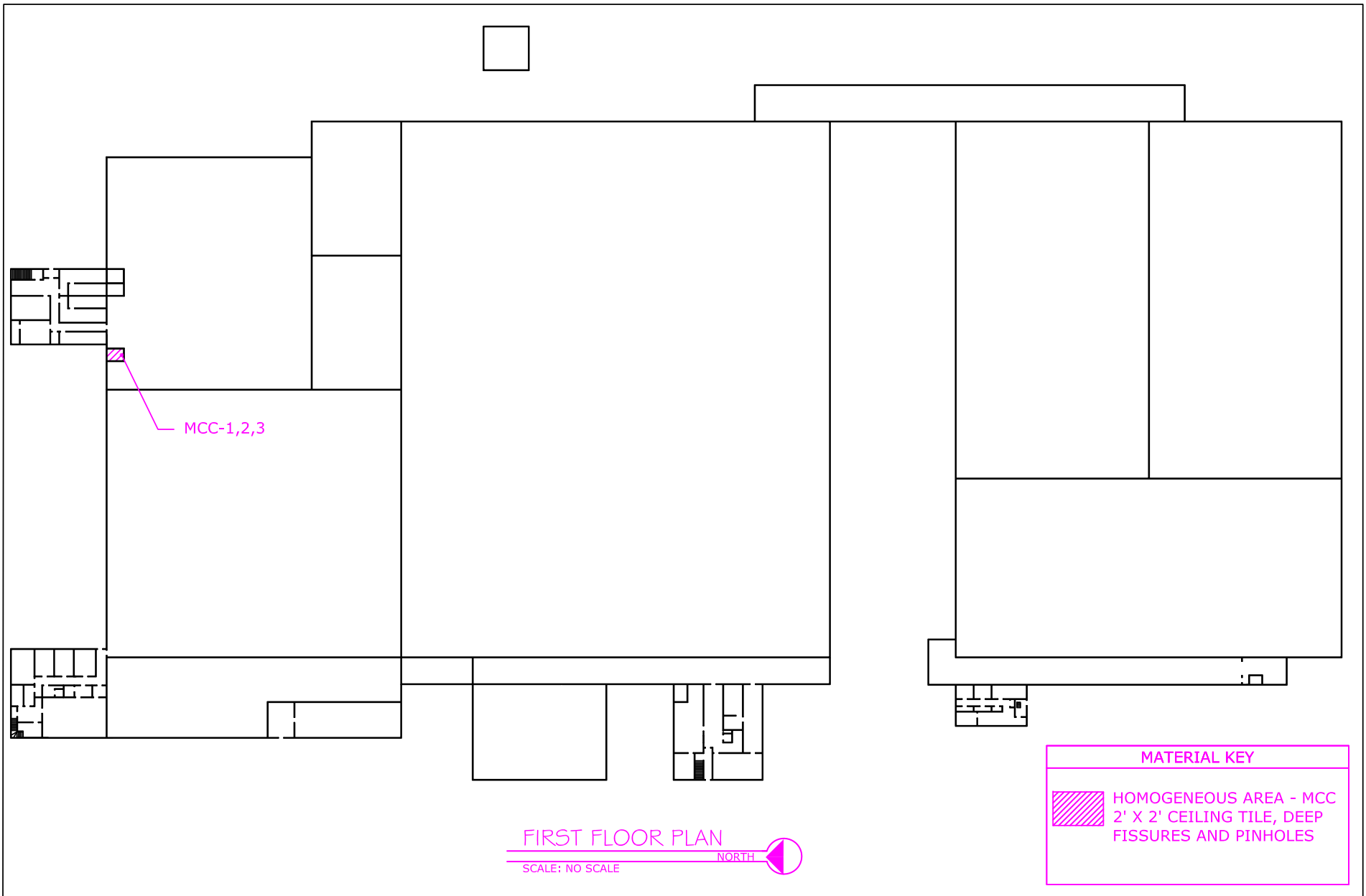
MCA-2


2' X 4' CEILING TILE, SMOOTH PATTERN

PHOTOGRAPH NOT AVAILABLE

MCA-3

2' X 4' CEILING TILE, SMOOTH PATTERN



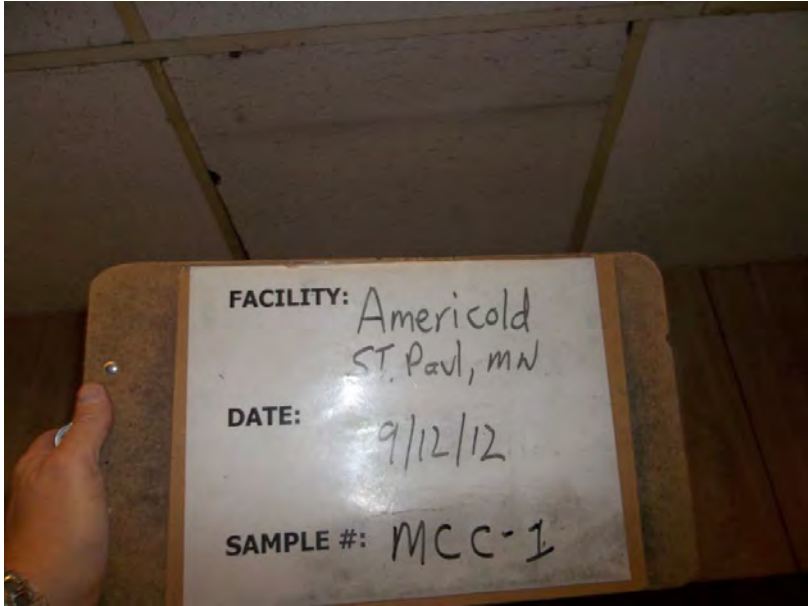
MATERIAL KEY	
	HOMOGENEOUS AREA - MCC 2' X 2' CEILING TILE, DEEP FISSURES AND PINHOLES

REVISIONS		
NO.	DATE	REMARKS

Reliable
Environmental
Solutions, Inc. **RES**

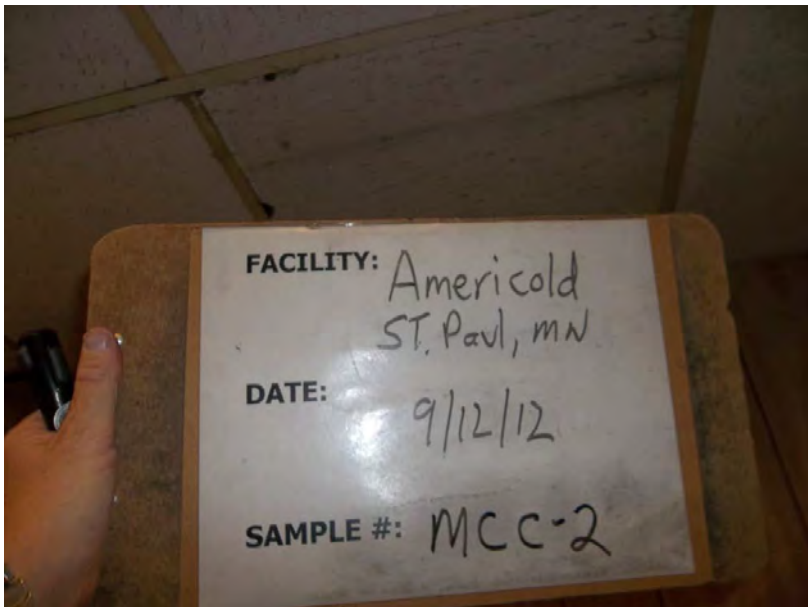
WAREHOUSE
ASBESTOS INSPECTION FOR
AMERICOLD
240 CHESTER STREET
ST. PAUL, MINNESOTA 55107

RES Project #:
12237
Date:
09/11/2012
SHEET
A1
OF 1 SHEET



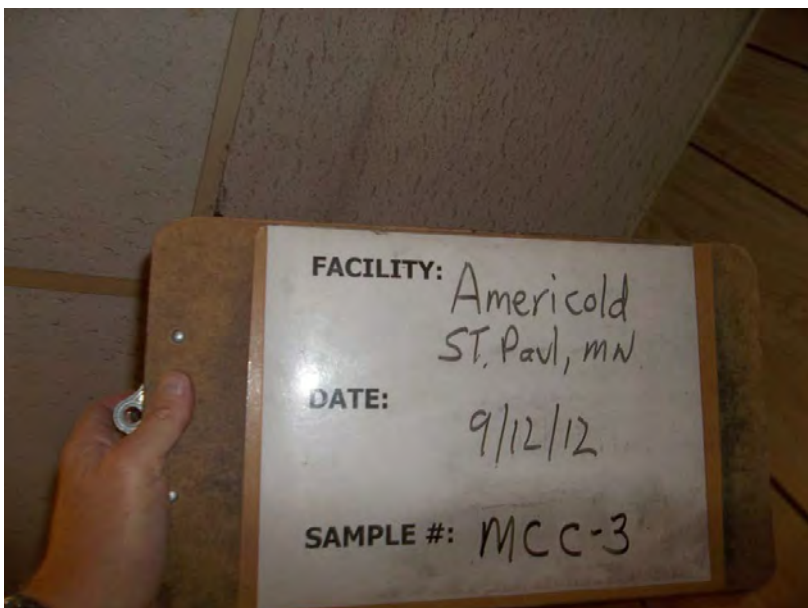
MCC-1

2' X 2' CEILING TILE, DEEP FISSURES
AND PINHOLES



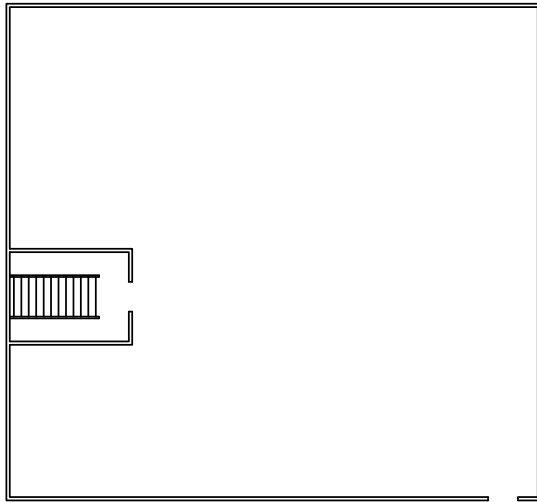
MCC-2

2' X 2' CEILING TILE, DEEP FISSURES
AND PINHOLES



MCC-3

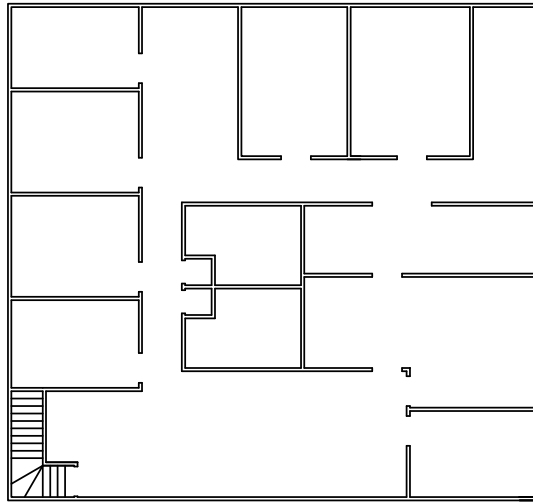
2' X 2' CEILING TILE, DEEP FISSURES
AND PINHOLES



STORAGE ABOVE PLAN

NORTH

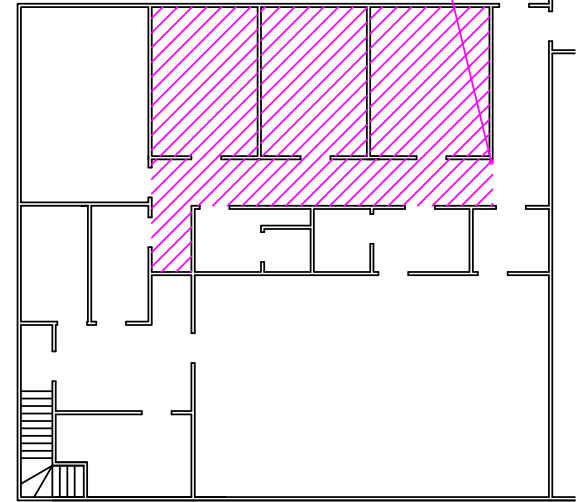
SCALE: NO SCALE



SECOND FLOOR PLAN

NORTH

SCALE: NO SCALE



MCD-3

FIRST FLOOR PLAN

NORTH

SCALE: NO SCALE

MATERIAL KEY



HOMOGENEOUS AREA - MCD
2' X 4' CEILING TILE,
TEXTURED PATTERN

REVISIONS

NO.	DATE	REMARKS

Reliable
Environmental
Solutions, Inc. **RES**

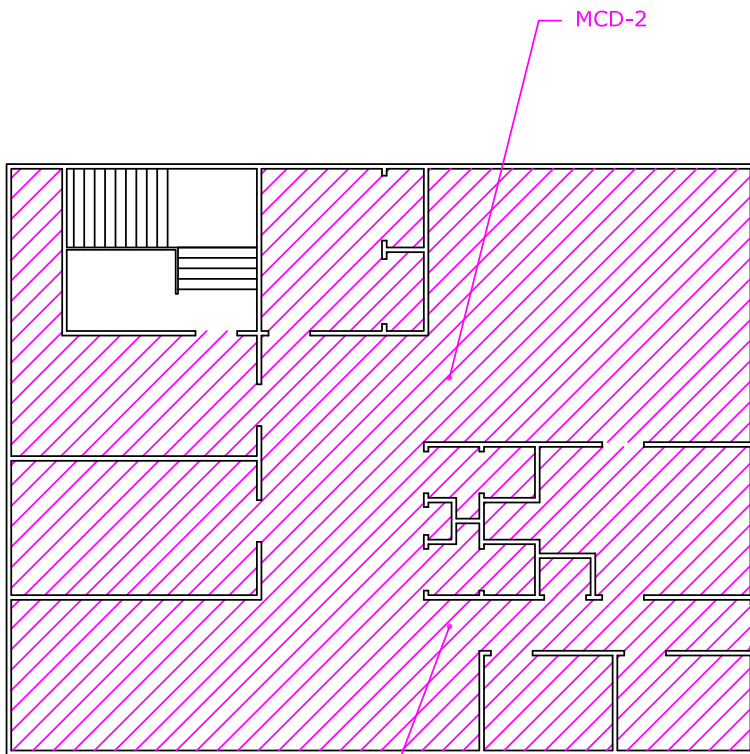
SUMMIT FOODS / MADISON FOODS

ASBESTOS INSPECTION FOR
AMERICOLD
240 CHESTER STREET
ST. PAUL, MINNESOTA 55107

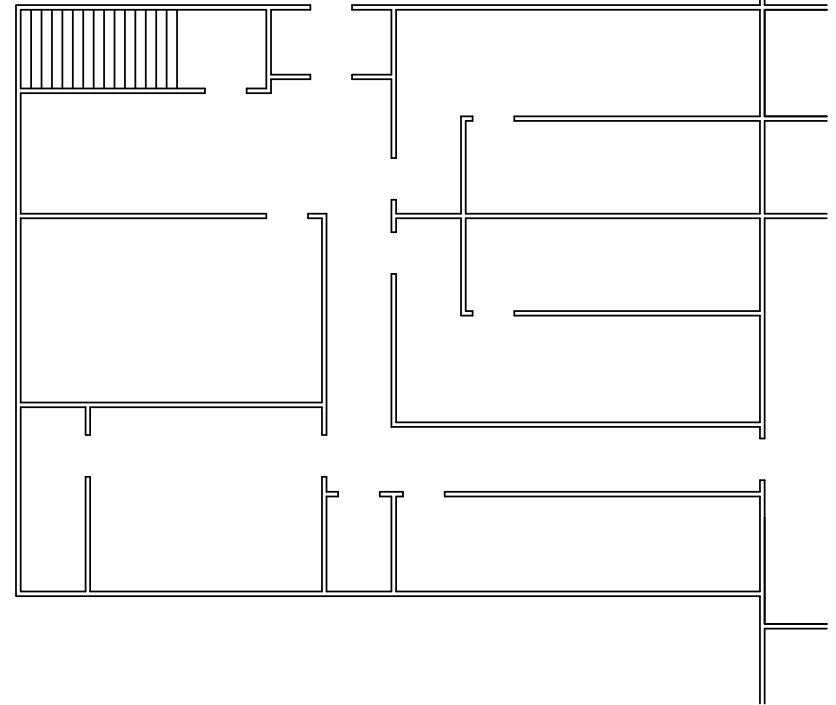
RES Project #:
12237

Date:
09/11/2012
SHEET

A1
OF 2 SHEETS




SECOND FLOOR PLAN
 SCALE: NO SCALE
 NORTH



FIRST FLOOR PLAN
 SCALE: NO SCALE
 NORTH

MATERIAL KEY

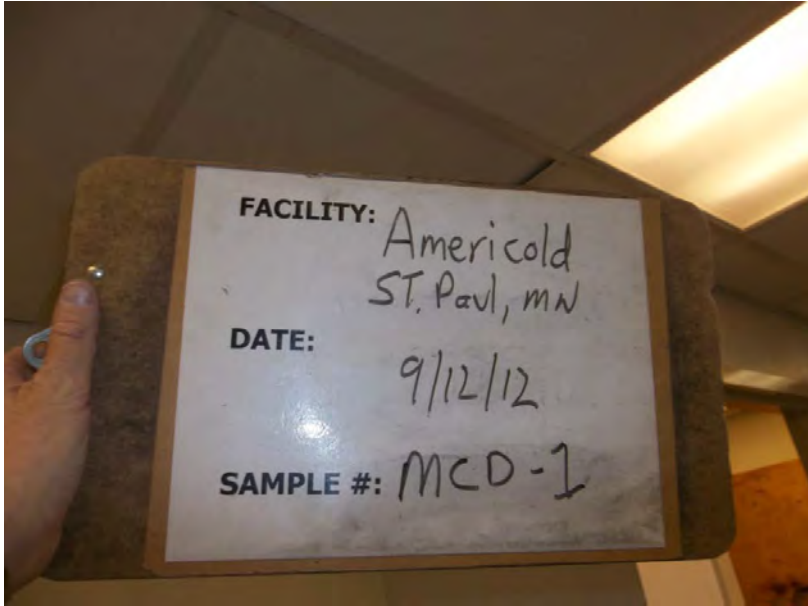
 HOMOGENEOUS AREA - MCD
 2' X 4' CEILING TILE,
 TEXTURED PATTERN

REVISIONS		
NO.	DATE	REMARKS

Reliable
Environmental
Solutions, Inc. **RES**

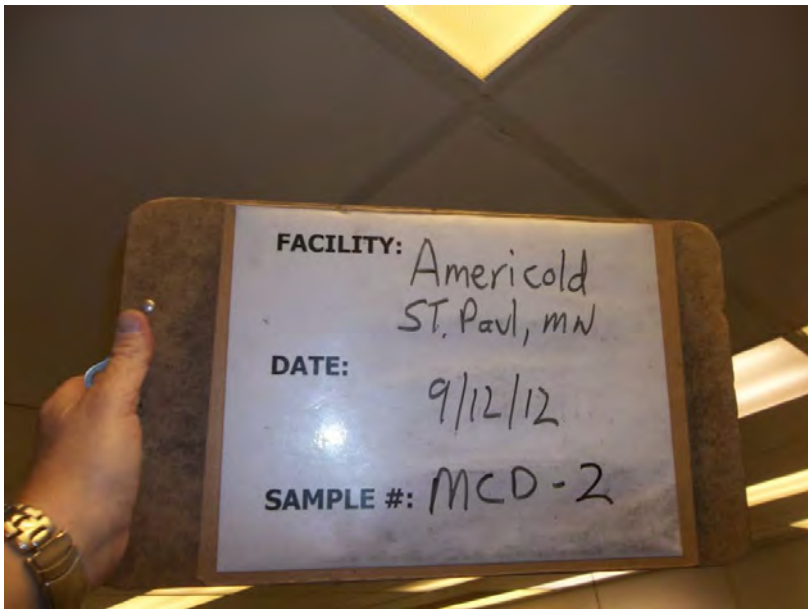
BALDINGERS BAKERY OFFICES
 ASBESTOS INSPECTION FOR
 AMERICOLD
 240 CHESTER STREET
 ST. PAUL, MINNESOTA 55107

RES Project #: 12237
 Date: 09/11/2012
 SHEET
A2
 OF 2 SHEETS



MCD-1

2' X 4' CEILING TILE, TEXTURED
PATTERN



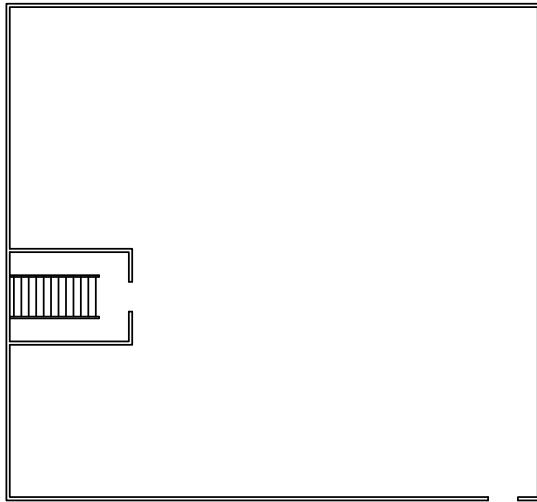
MCD-2

2' X 4' CEILING TILE, TEXTURED
PATTERN



MCD-3

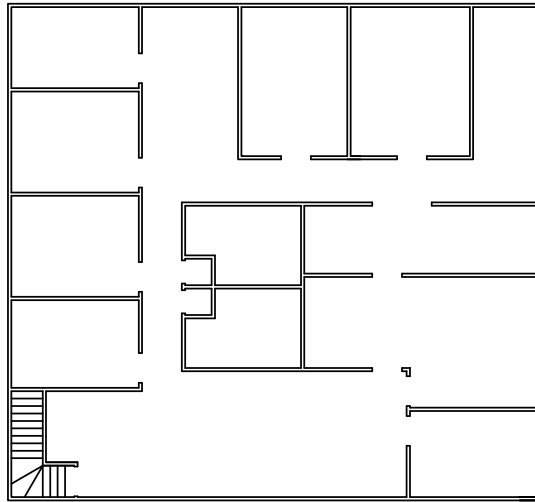
2' X 4' CEILING TILE, TEXTURED
PATTERN



STORAGE ABOVE PLAN

NORTH

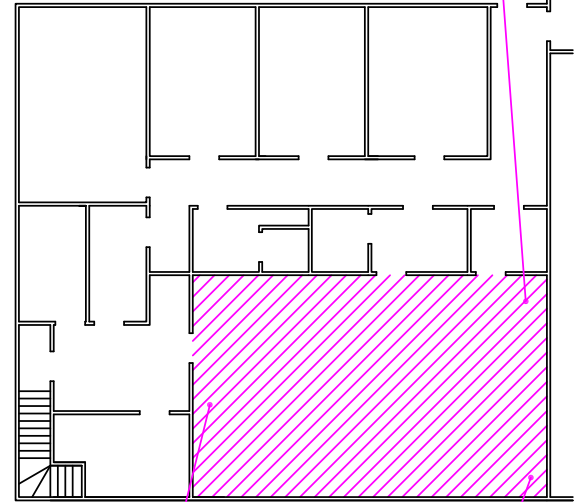
SCALE: NO SCALE



SECOND FLOOR PLAN

NORTH

SCALE: NO SCALE



FIRST FLOOR PLAN

NORTH

SCALE: NO SCALE

MATERIAL KEY



HOMOGENEOUS AREA - MCE
1' X 1' CEILING TILE,
SPLINED, FISSURES AND
PINHOLES

REVISIONS		
NO.	DATE	REMARKS

Reliable
Environmental
Solutions, Inc. **RES**

SUMMIT FOODS / MADISON FOODS

ASBESTOS INSPECTION FOR
AMERICOLD
240 CHESTER STREET
ST. PAUL, MINNESOTA 55107

RES Project #:
12237

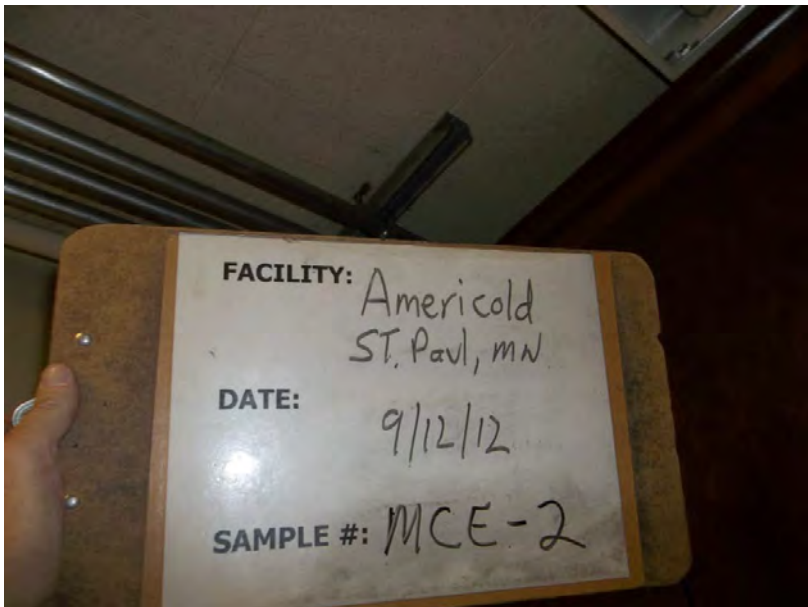
Date:
09/11/2012
SHEET

A1
OF 1 SHEET



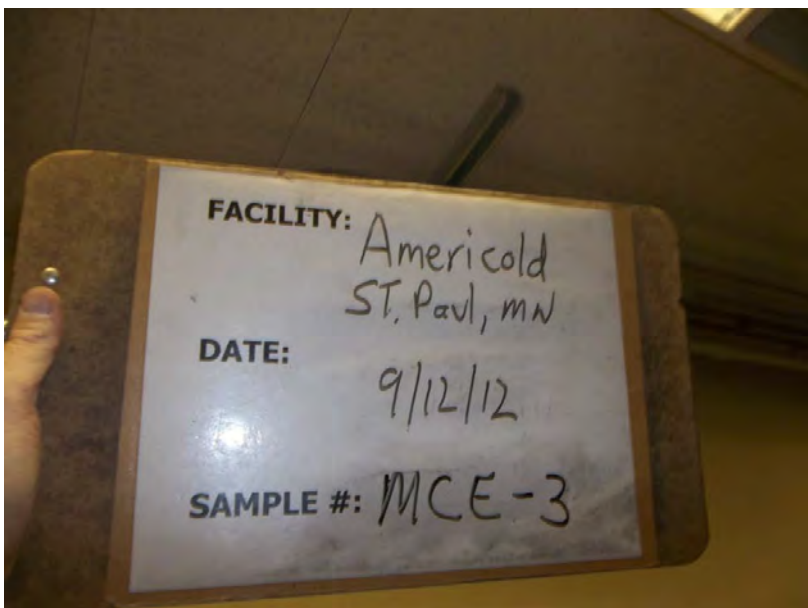
MCE-1

1' X 1' CEILING TILE, SPLINED, FISSURES AND PINHOLES



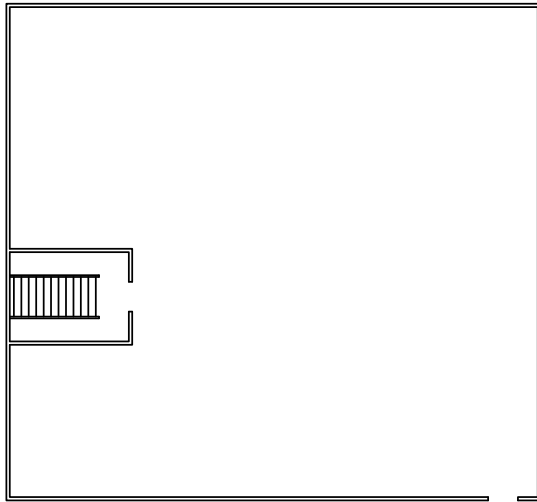
MCE-2

1' X 1' CEILING TILE, SPLINED, FISSURES AND PINHOLES



MCE-3

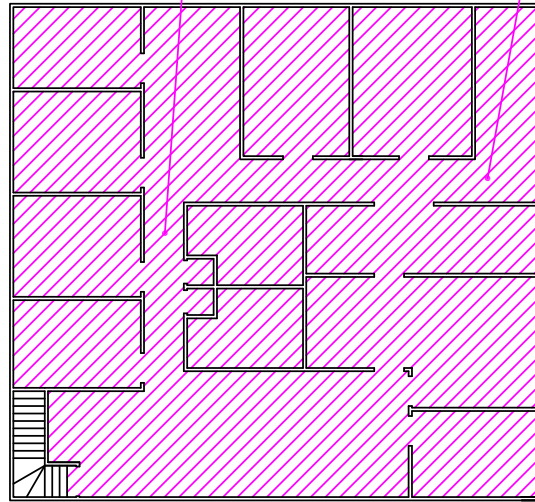
1' X 1' CEILING TILE, SPLINED, FISSURES AND PINHOLES



STORAGE ABOVE PLAN

NORTH

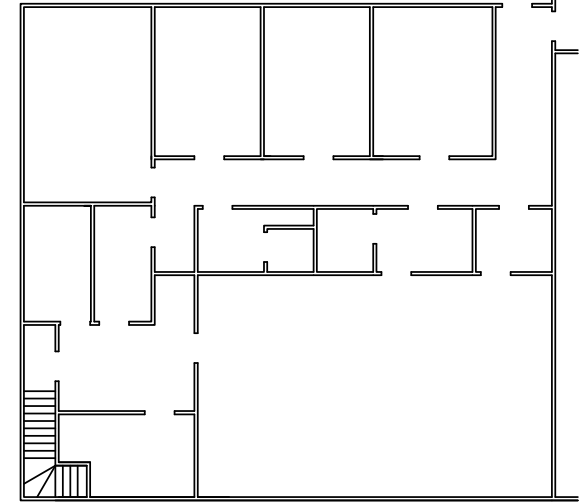
SCALE: NO SCALE



SECOND FLOOR PLAN

NORTH

SCALE: NO SCALE



FIRST FLOOR PLAN

NORTH

SCALE: NO SCALE

MATERIAL KEY



HOMOGENEOUS AREA - MCF
2' X 4' CEILING TILE, LONG
FISSURES AND PINHOLES

REVISIONS

NO.	DATE	REMARKS

Reliable
Environmental
Solutions, Inc. **RES**

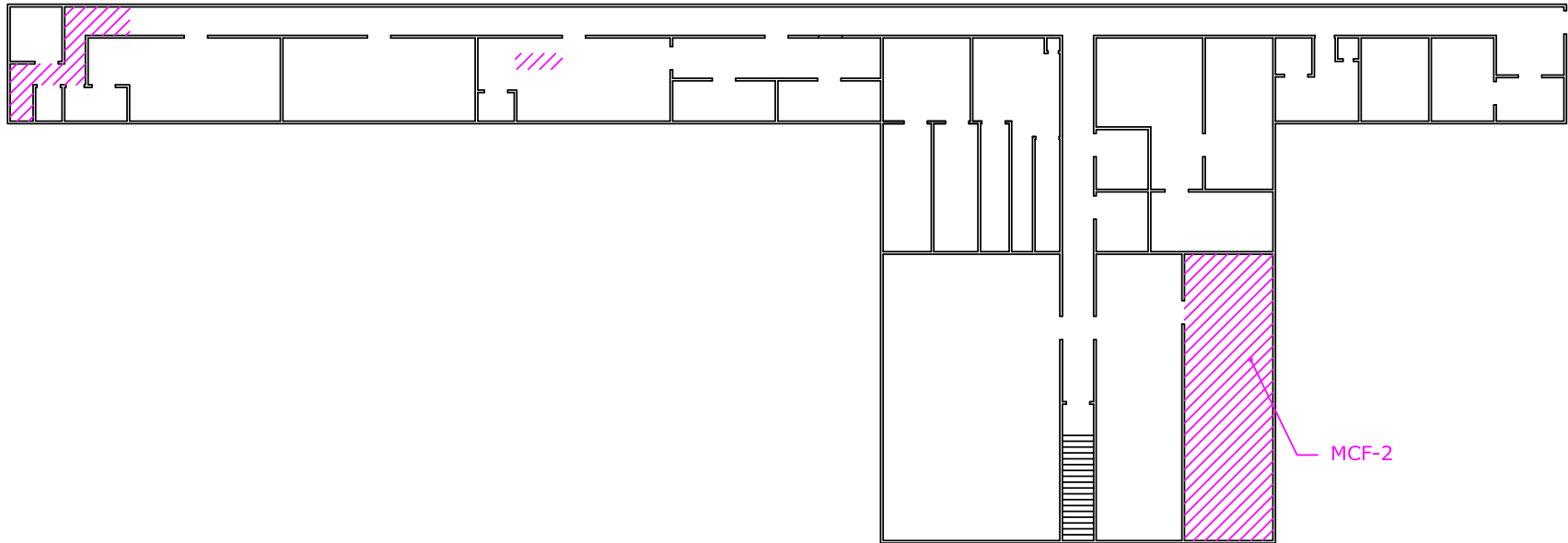
SUMMIT FOODS / MADISON FOODS


ASBESTOS INSPECTION FOR
AMERICOLD
240 CHESTER STREET
ST. PAUL, MINNESOTA 55107

RES Project #:
12237

Date:
09/11/2012
SHEET

A1
OF 2 SHEETS



MATERIAL KEY	
	HOMOGENEOUS AREA - MCF 2' X 4' CEILING TILE, LONG FISSURES AND PINHOLES

SECOND FLOOR PLAN
 NORTH 
 SCALE: NO SCALE

REVISIONS		
NO.	DATE	REMARKS

Reliable
Environmental
Solutions, Inc. **RES**

CENTER OFFICE ABOVE DOCK
 ASBESTOS INSPECTION FOR
 AMERICOLD
 240 CHESTER STREET
 ST. PAUL, MINNESOTA 55107

RES Project #: 12237
 Date: 09/11/2012
 SHEET
A2
 OF 2 SHEETS



MCF-1

2' X 4' CEILING TILE, LONG FISSURES
AND PINHOLES

PHOTOGRAPH NOT AVAILABLE

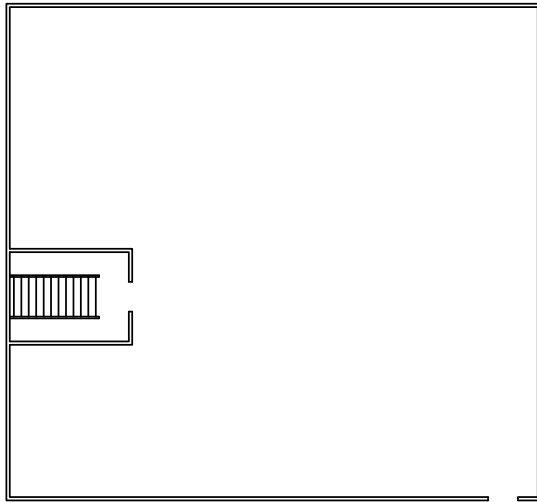
MCF-2

2' X 4' CEILING TILE, LONG FISSURES
AND PINHOLES



MCF-3

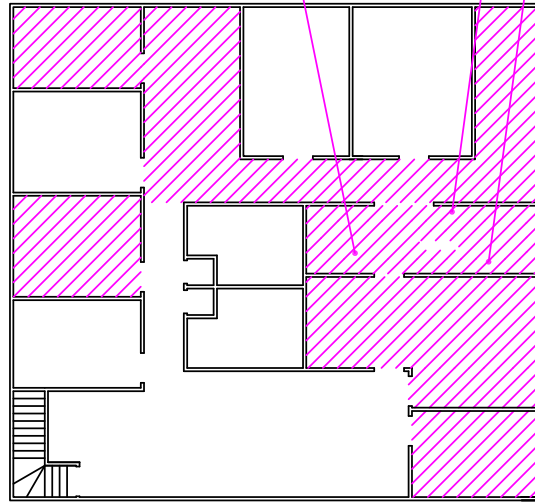
2' X 4' CEILING TILE, LONG FISSURES
AND PINHOLES



STORAGE ABOVE PLAN

NORTH

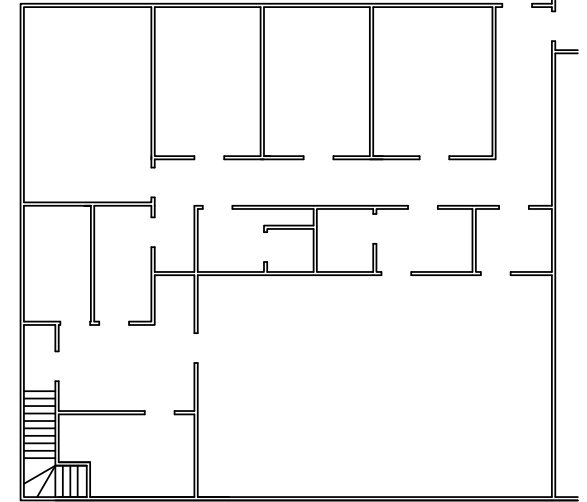
SCALE: NO SCALE



SECOND FLOOR PLAN

NORTH

SCALE: NO SCALE



FIRST FLOOR PLAN

NORTH

SCALE: NO SCALE

MATERIAL KEY



HOMOGENEOUS AREA - MCG
2' X 4' CEILING TILE, SMALL
FISSURES AND PINHOLES

REVISIONS

NO.	DATE	REMARKS

Reliable
Environmental
Solutions, Inc. **RES**

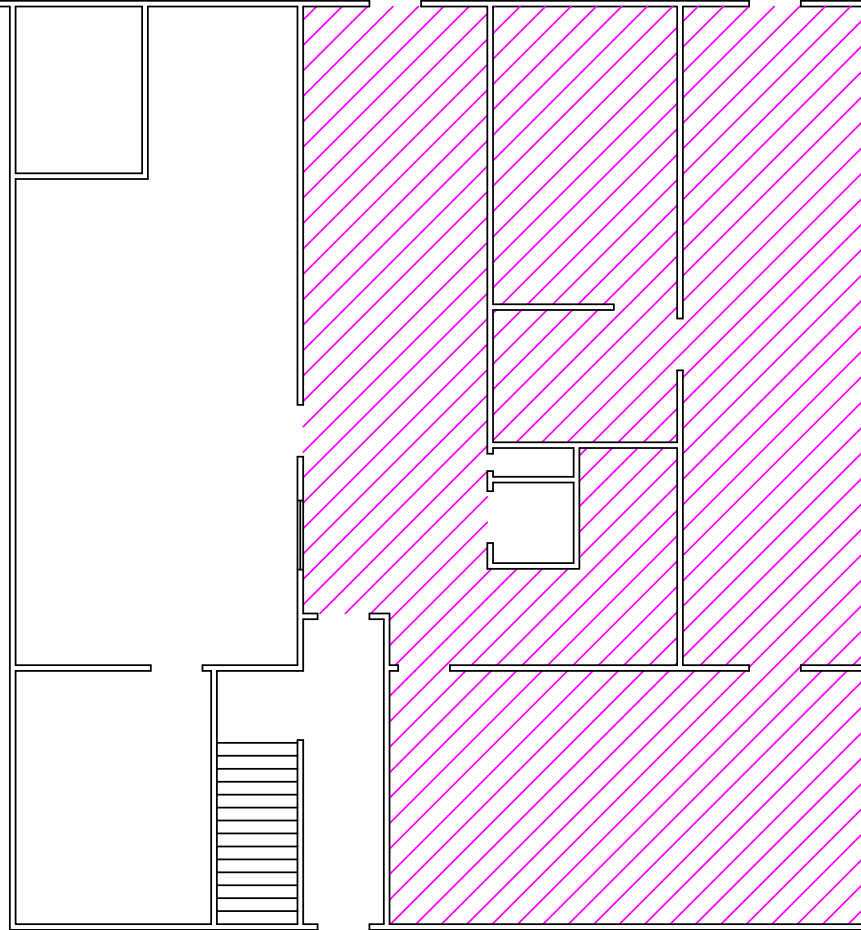
SUMMIT FOODS / MADISON FOODS

ASBESTOS INSPECTION FOR
AMERICOLD
240 CHESTER STREET
ST. PAUL, MINNESOTA 55107


RES Project #:
12237

Date:
09/11/2012
SHEET


A1
OF 2 SHEETS



FIRST FLOOR PLAN



SCALE: NO SCALE

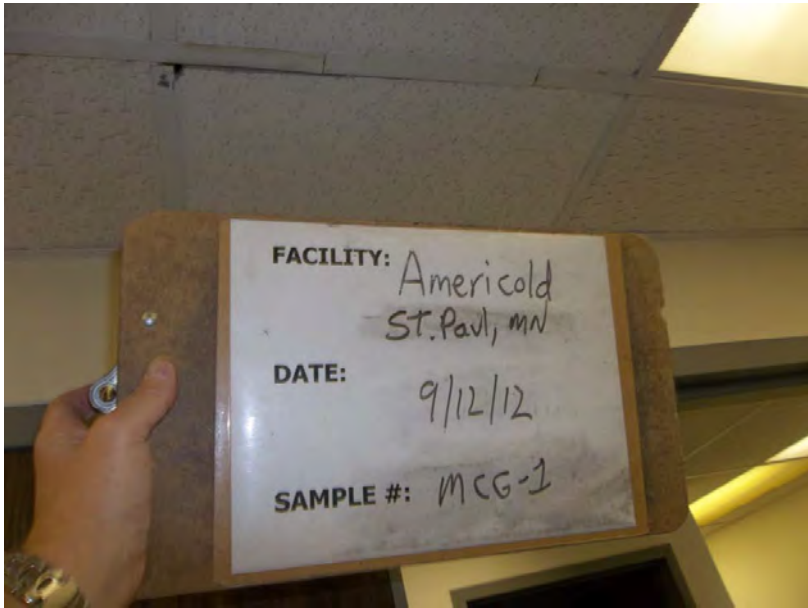
MATERIAL KEY	
	HOMOGENEOUS AREA - MCG 2' X 4' CEILING TILE, SMALL FISSURES AND PINHOLES

REVISIONS		
NO.	DATE	REMARKS

Reliable
Environmental
Solutions, Inc. **RES**

CENTER OFFICE
 ASBESTOS INSPECTION FOR
 AMERICOLD
 240 CHESTER STREET
 ST. PAUL, MINNESOTA 55107

RES Project #: 12237
 Date: 09/11/2012
 SHEET
A2
 OF 2 SHEETS



MCG-1

2' X 4' CEILING TILE, SMALL FISSURES AND PINHOLES



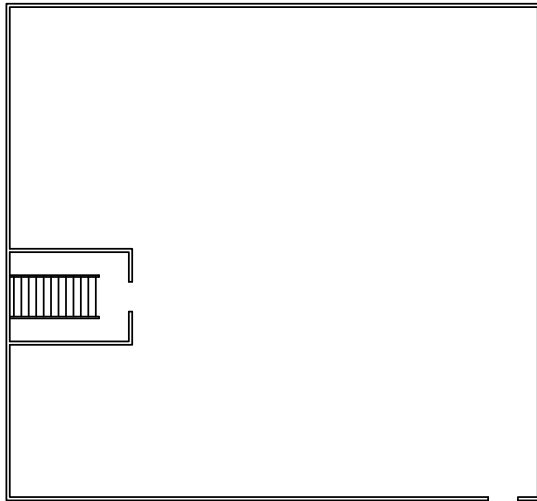
MCG-2

2' X 4' CEILING TILE, SMALL FISSURES AND PINHOLES



MCG-3

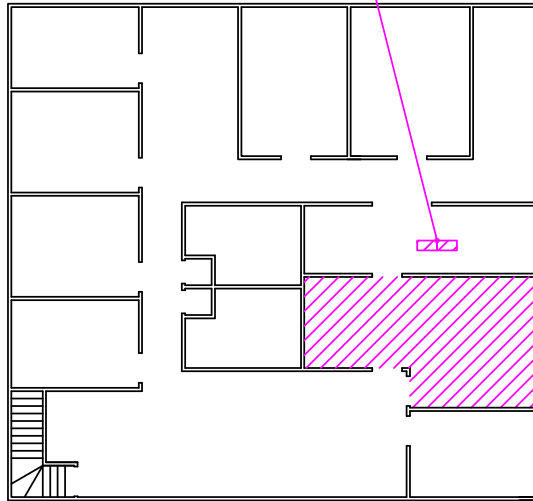
2' X 4' CEILING TILE, SMALL FISSURES AND PINHOLES



STORAGE ABOVE PLAN

NORTH

SCALE: NO SCALE

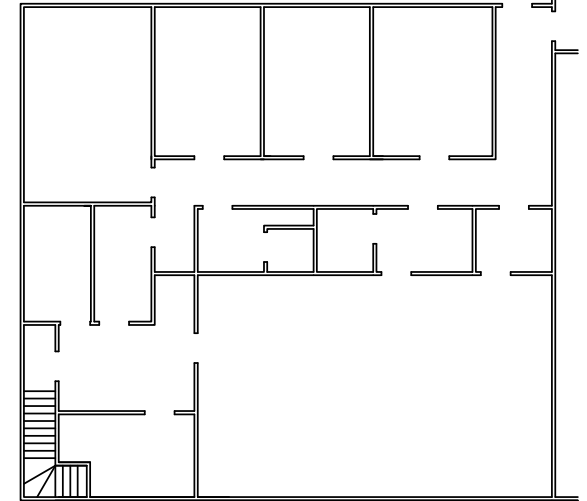


MCH-1

SECOND FLOOR PLAN

NORTH

SCALE: NO SCALE



FIRST FLOOR PLAN

NORTH

SCALE: NO SCALE

MATERIAL KEY



HOMOGENEOUS AREA - MCH
2' X 4' CEILING TILE,
VARIOUS PINHOLES

REVISIONS		
NO.	DATE	REMARKS

Reliable
Environmental
Solutions, Inc. **RES**

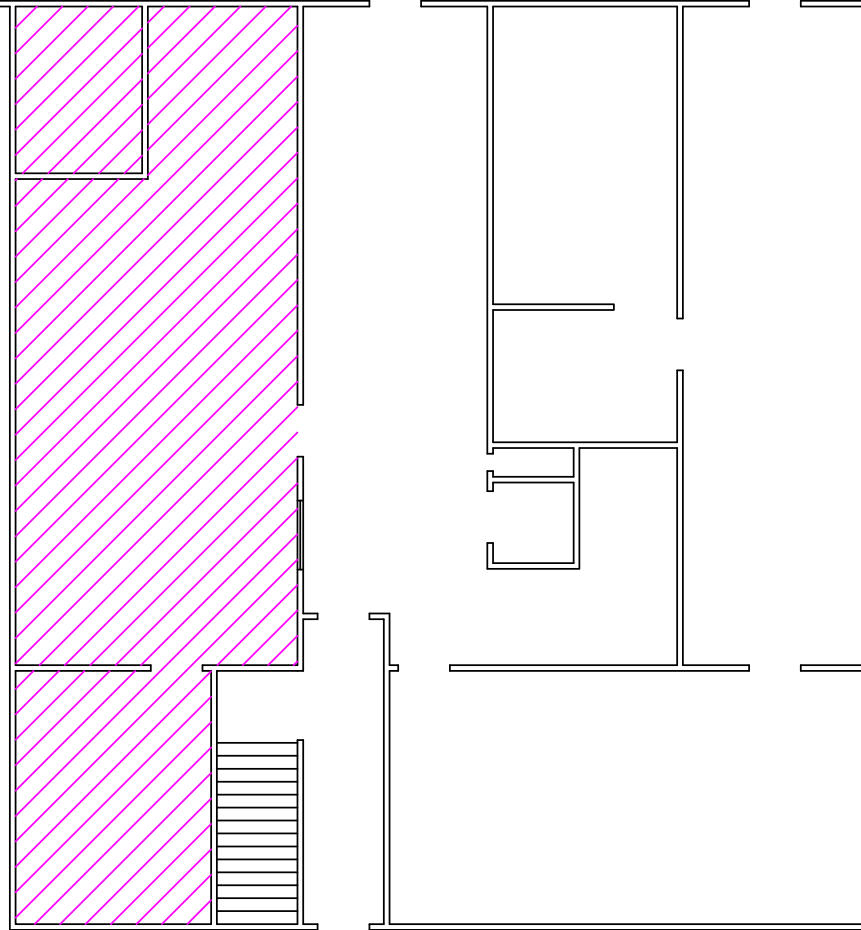
SUMMIT FOODS / MADISON FOODS

ASBESTOS INSPECTION FOR
AMERICOLD
240 CHESTER STREET
ST. PAUL, MINNESOTA 55107


RES Project #:
12237

Date:
09/11/2012
SHEET


A1
OF 4 SHEETS



FIRST FLOOR PLAN



SCALE: NO SCALE

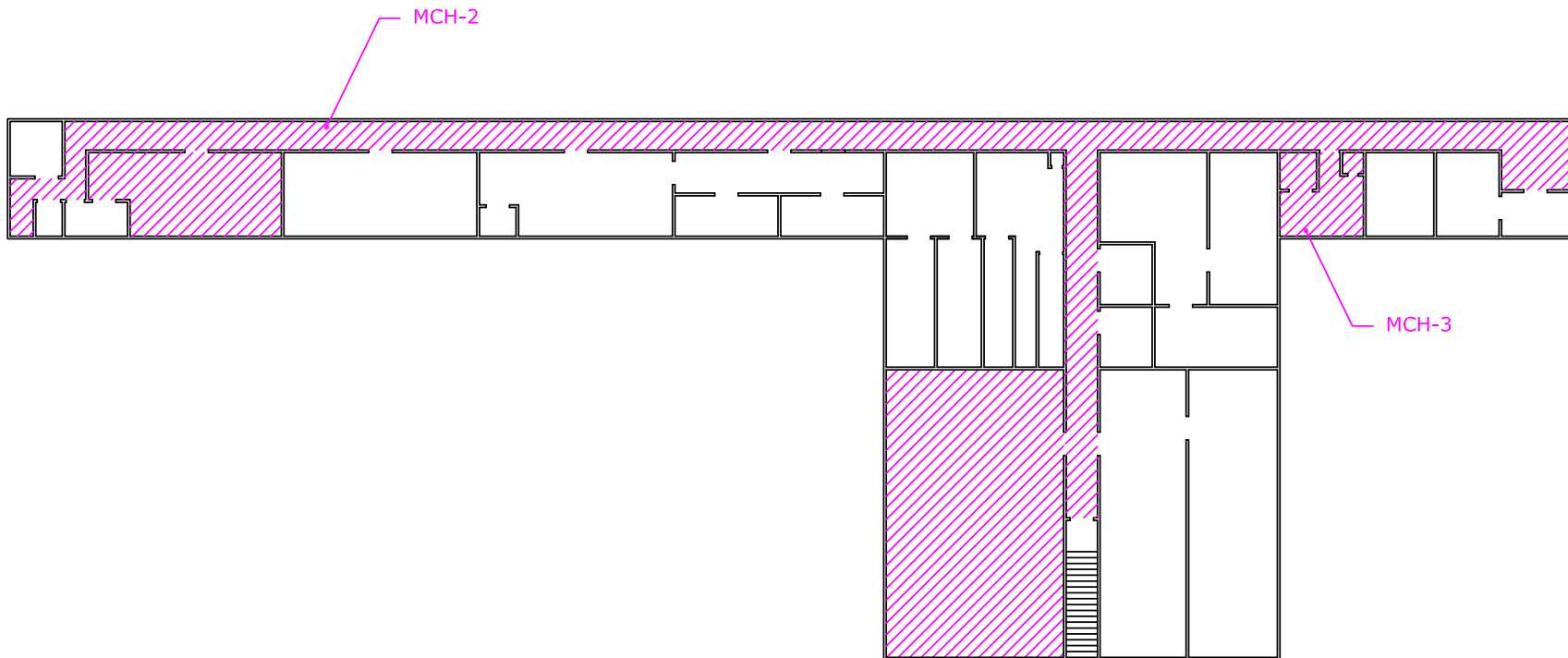
MATERIAL KEY	
	HOMOGENEOUS AREA - MCH 2' X 4' CEILING TILE, VARIOUS PINHOLES

REVISIONS		
NO.	DATE	REMARKS

Reliable
Environmental
Solutions, Inc. **RES**

CENTER OFFICE
 ASBESTOS INSPECTION FOR
 AMERICOLD
 240 CHESTER STREET
 ST. PAUL, MINNESOTA 55107

RES Project #: 12237
 Date: 09/11/2012
 SHEET
A2
 OF 4 SHEETS



SECOND FLOOR PLAN

SCALE: NO SCALE

NORTH



MATERIAL KEY



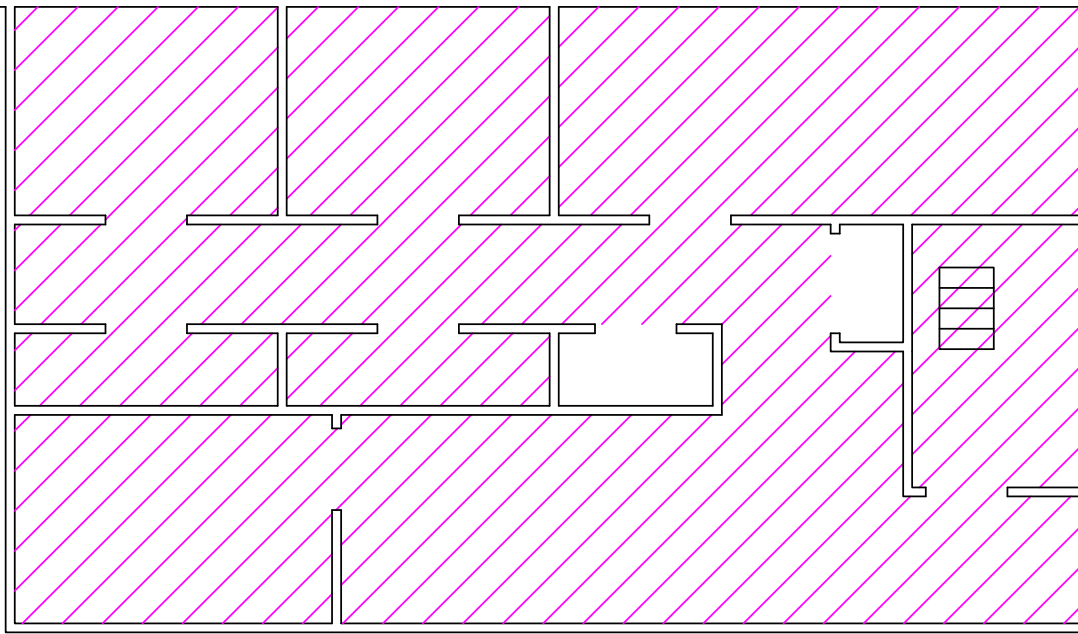
HOMOGENEOUS AREA - MCH
2' X 4' CEILING TILE,
VARIOUS PINHOLES

REVISIONS		
NO.	DATE	REMARKS

Reliable
Environmental
Solutions, Inc. **RES**

CENTER OFFICE ABOVE DOCK
ASBESTOS INSPECTION FOR
AMERICOLD
240 CHESTER STREET
ST. PAUL, MINNESOTA 55107

RES Project #: 12237
Date: 09/11/2012
SHEET
A3
OF 4 SHEETS



FIRST FLOOR PLAN

SCALE: NO SCALE

NORTH



MATERIAL KEY



HOMOGENEOUS AREA - MCH
2' X 4' CEILING TILE,
VARIOUS PINHOLES

REVISIONS		
NO.	DATE	REMARKS

Reliable
Environmental
Solutions, Inc. **RES**

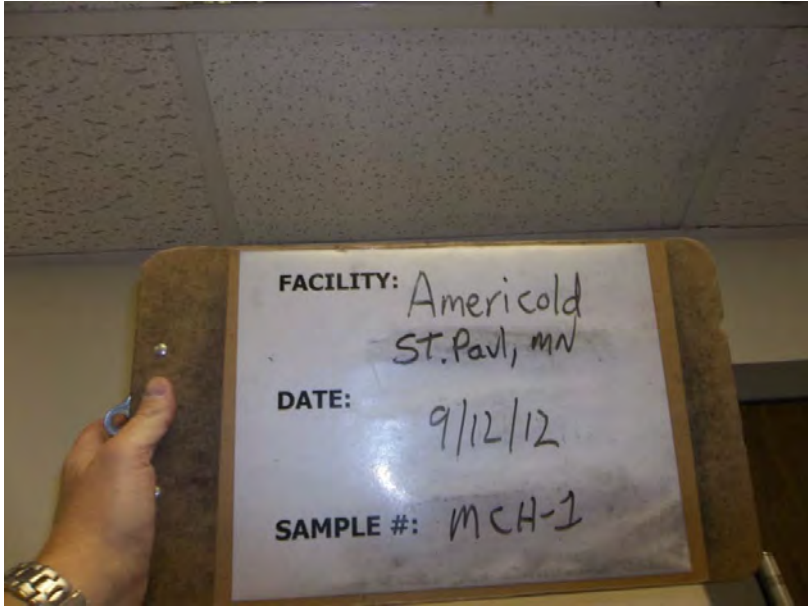
SOUTH OFFICE AREA

ASBESTOS INSPECTION FOR
AMERICOLD
240 CHESTER STREET
ST. PAUL, MINNESOTA 55107

RES Project #:
12237

Date:
09/11/2012
SHEET

A4
OF 4 SHEETS




MCH-1

2' X 4' CEILING TILE, VARIOUS
PINHOLES



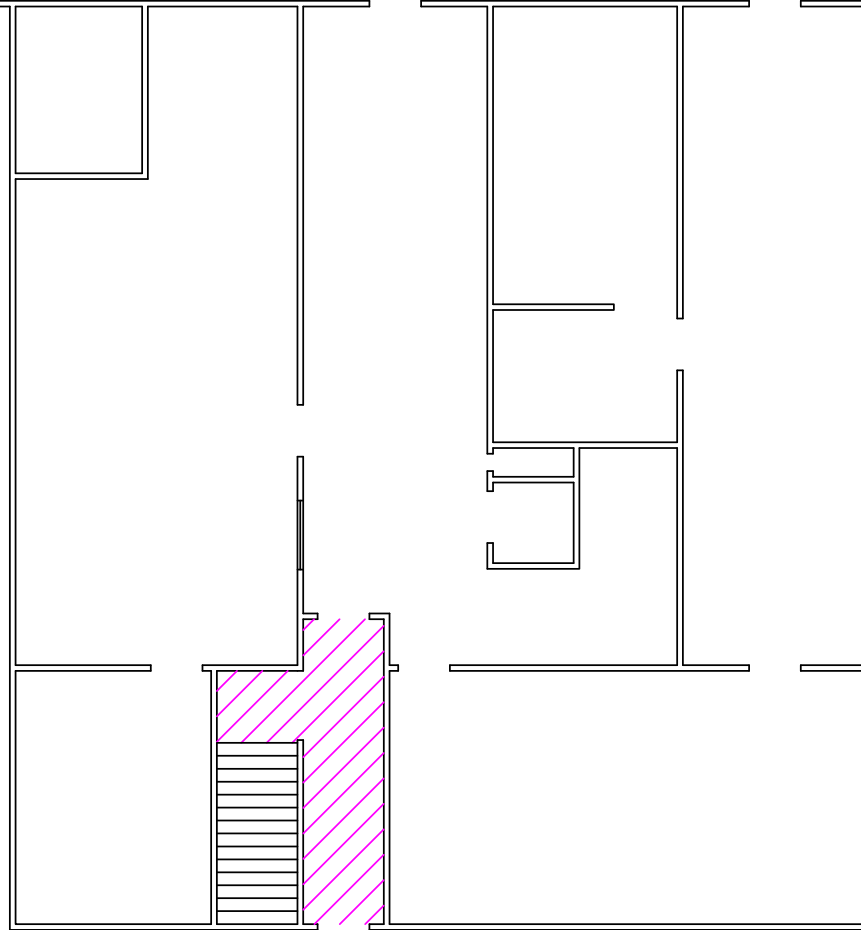
MCH-2

2' X 4' CEILING TILE, VARIOUS
PINHOLES




MCH-3

2' X 4' CEILING TILE, VARIOUS
PINHOLES




FIRST FLOOR PLAN



SCALE: NO SCALE

MATERIAL KEY

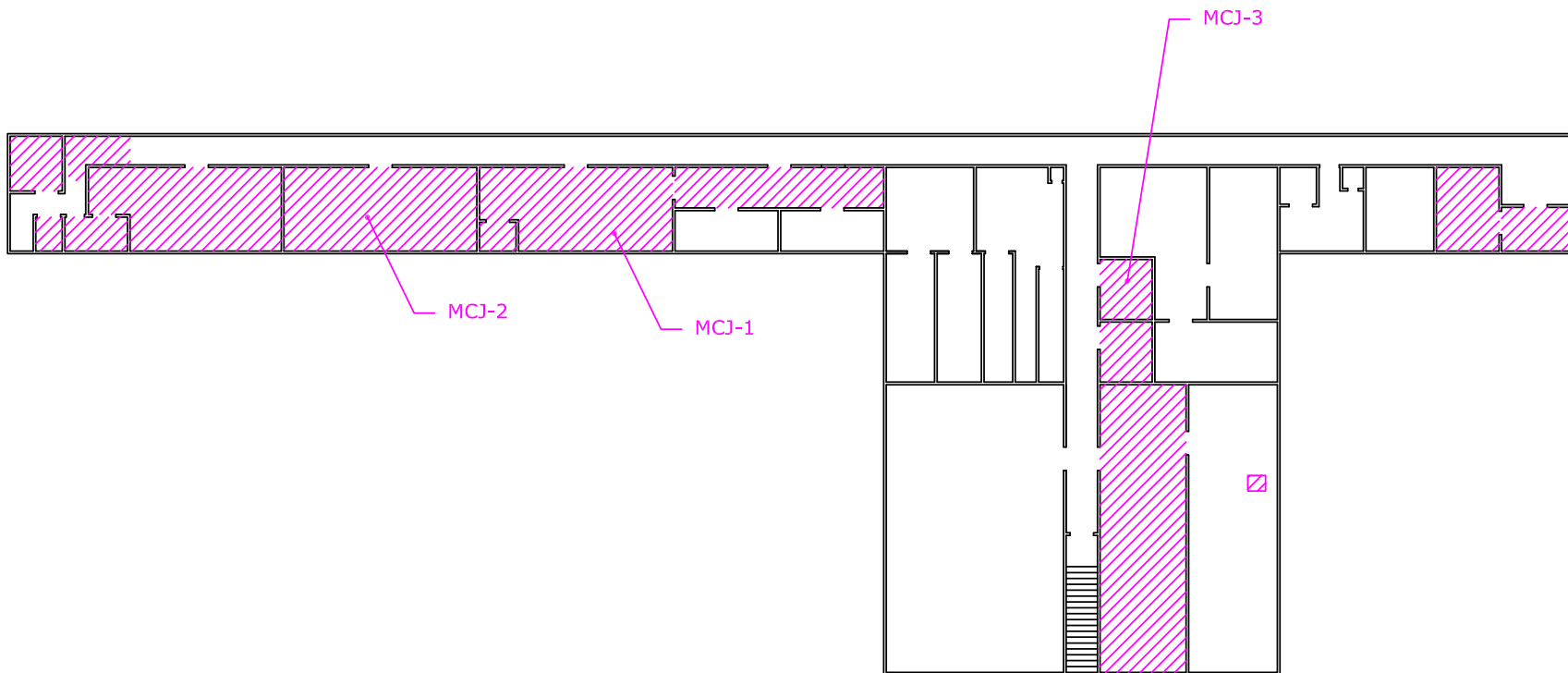
 HOMOGENEOUS AREA - MCJ
2' X 4' CEILING TILE, LARGE
TEXTURED PATTERN

REVISIONS		
NO.	DATE	REMARKS

Reliable
Environmental
Solutions, Inc. **RES**

CENTER OFFICE
ASBESTOS INSPECTION FOR
AMERICOLD
240 CHESTER STREET
ST. PAUL, MINNESOTA 55107

RES Project #: 12237
Date: 09/11/2012
SHEET
A1
OF 2 SHEETS



SECOND FLOOR PLAN

SCALE: NO SCALE

NORTH



MATERIAL KEY



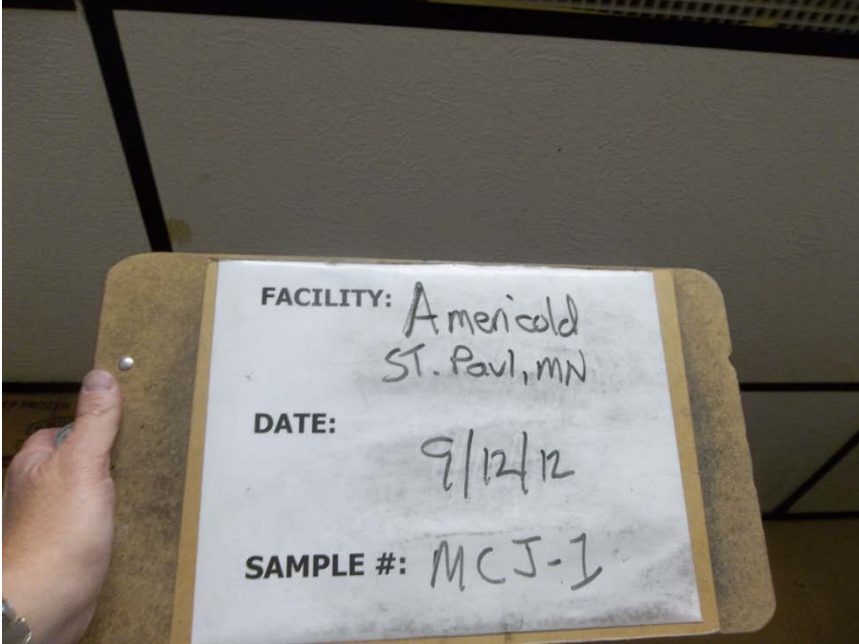
HOMOGENEOUS AREA - MCJ
2' X 4' CEILING TILE, LARGE
TEXTURED PATTERN

REVISIONS		
NO.	DATE	REMARKS

Reliable
Environmental
Solutions, Inc. **RES**

CENTER OFFICE ABOVE DOCK
ASBESTOS INSPECTION FOR
AMERICOLD
240 CHESTER STREET
ST. PAUL, MINNESOTA 55107

RES Project #: 12237
Date: 09/11/2012
SHEET
A2
OF 2 SHEETS



MCJ-1

2' X 4' CEILING TILE, LARGE TEXTURED PATTERN



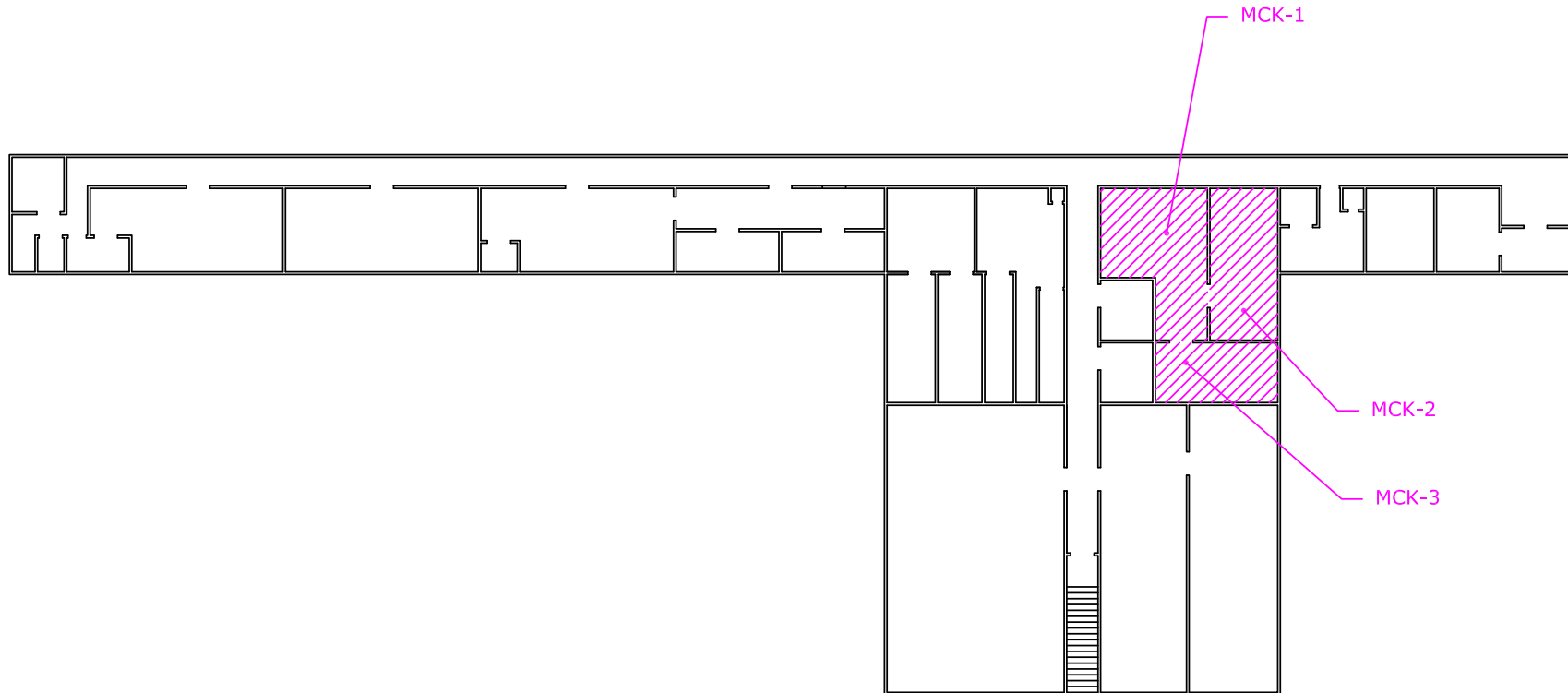
MCJ-2

2' X 4' CEILING TILE, LARGE TEXTURED PATTERN

PHOTOGRAPH NOT AVAILABLE

MCJ-3

2' X 4' CEILING TILE, LARGE TEXTURED PATTERN



SECOND FLOOR PLAN

SCALE: NO SCALE

NORTH



MATERIAL KEY



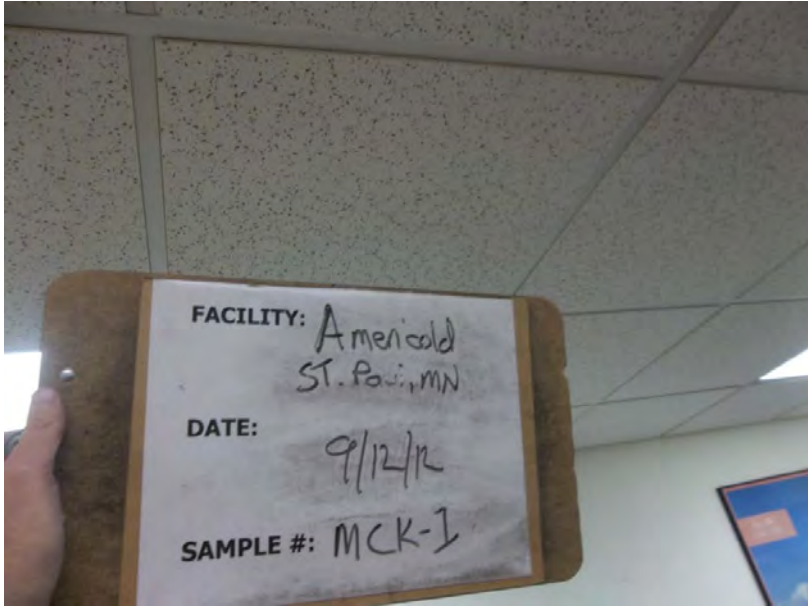
HOMOGENEOUS AREA - MCK
2' X 2' CEILING TILE,
FISSURES AND PINHOLES
(RECESSED)

REVISIONS		
NO.	DATE	REMARKS

Reliable
Environmental
Solutions, Inc. **RES**

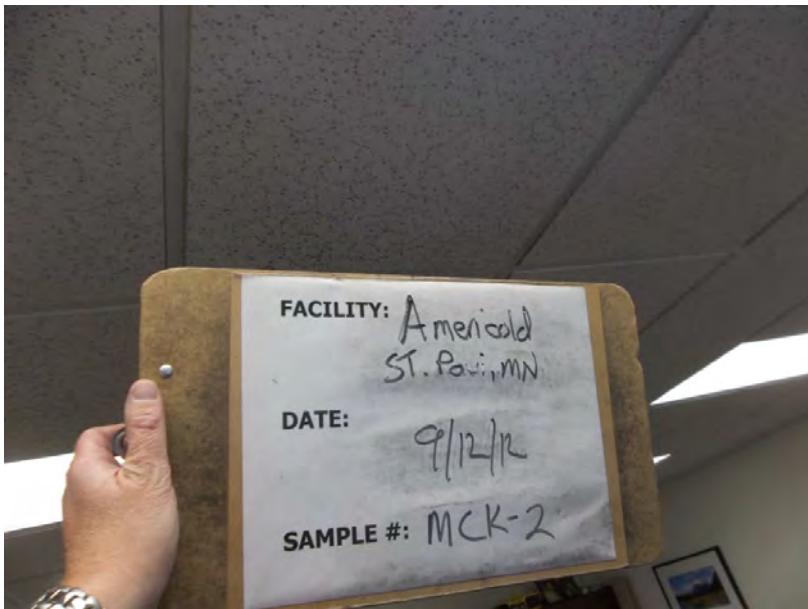
CENTER OFFICE ABOVE DOCK
ASBESTOS INSPECTION FOR
AMERICOLD
240 CHESTER STREET
ST. PAUL, MINNESOTA 55107

RES Project #: 12237
Date: 09/11/2012
SHEET
A1
OF 1 SHEET



MCK-1

2' X 2' CEILING TILE, FISSURES AND PINHOLES (RECESSED)



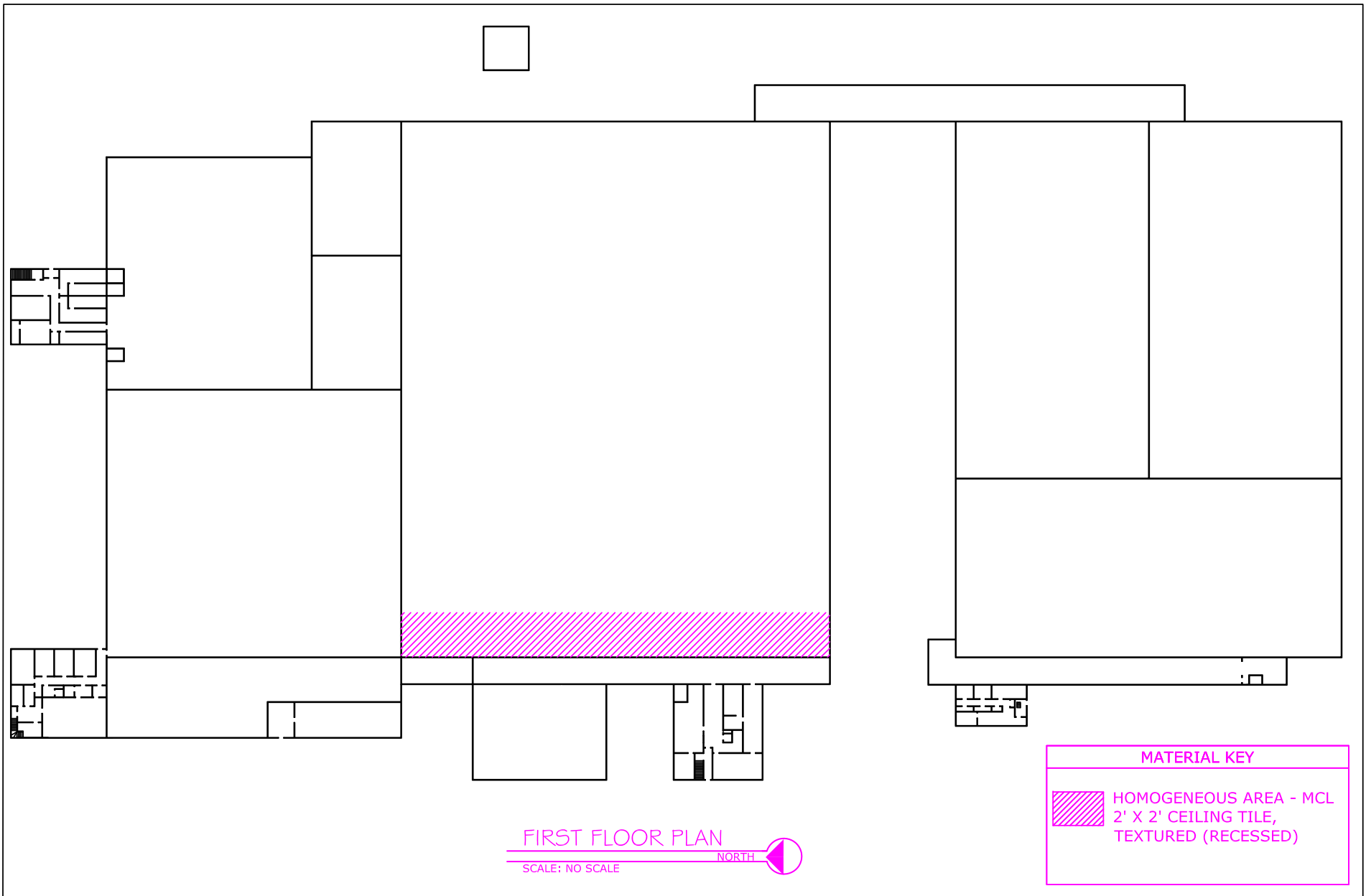
MCK-2

2' X 2' CEILING TILE, FISSURES AND PINHOLES (RECESSED)



MCK-3

2' X 2' CEILING TILE, FISSURES AND PINHOLES (RECESSED)



MATERIAL KEY	
	HOMOGENEOUS AREA - MCL 2' X 2' CEILING TILE, TEXTURED (RECESSED)

REVISIONS		
NO.	DATE	REMARKS

Reliable
Environmental
Solutions, Inc.

RES

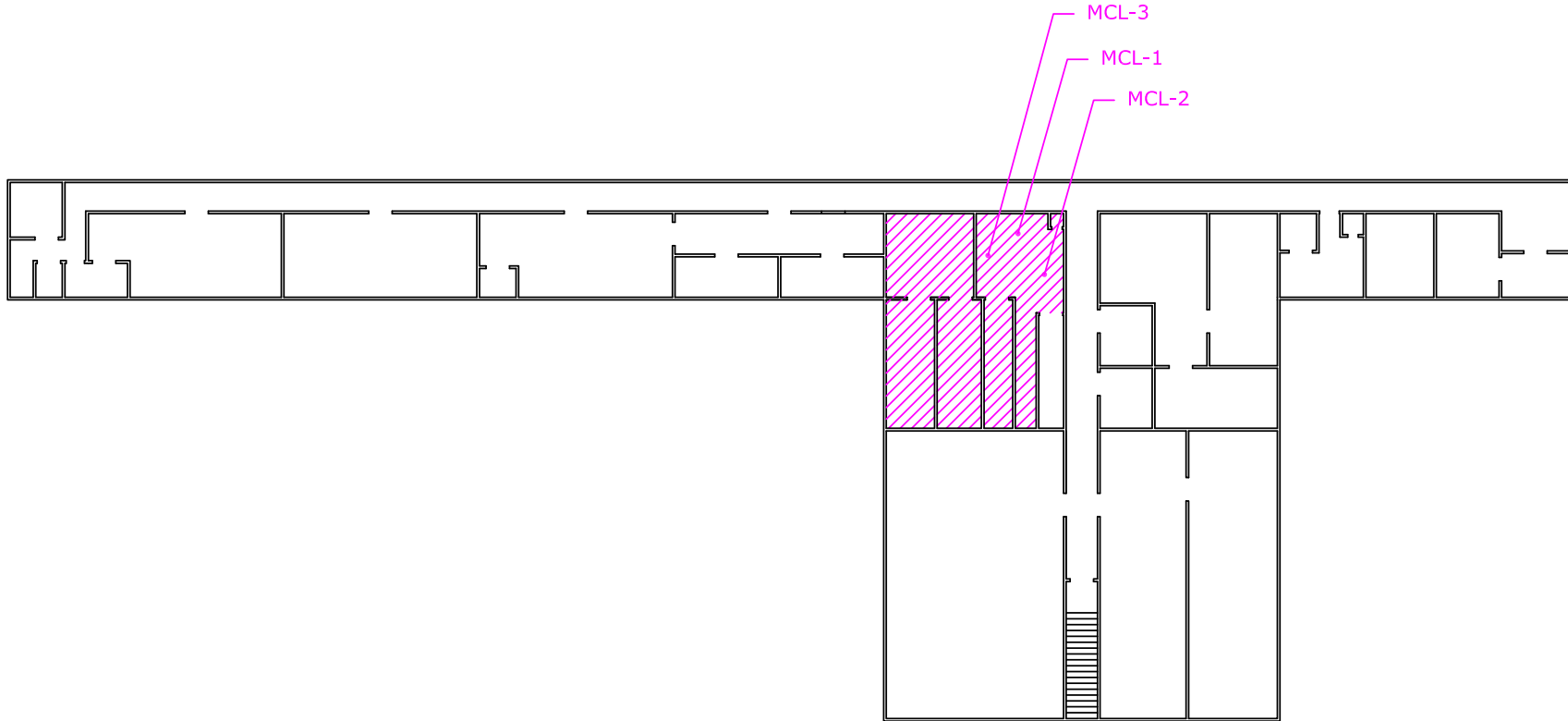
WAREHOUSE

ASBESTOS INSPECTION FOR
 AMERICOLD
 240 CHESTER STREET
 ST. PAUL, MINNESOTA 55107

RES Project #:
12237

Date:
09/11/2012

SHEET
A1
 OF 2 SHEETS



SECOND FLOOR PLAN

SCALE: NO SCALE

NORTH



MATERIAL KEY



HOMOGENEOUS AREA - MCL
2' X 2' CEILING TILE,
TEXTURED (RECESSED)

REVISIONS

NO.	DATE	REMARKS

Reliable
Environmental
Solutions, Inc. **RES**

CENTER OFFICE ABOVE DOCK

ASBESTOS INSPECTION FOR
AMERICOLD
240 CHESTER STREET
ST. PAUL, MINNESOTA 55107

RES Project #:
12237

Date: 09/11/2012
SHEET

A2
OF 2 SHEETS



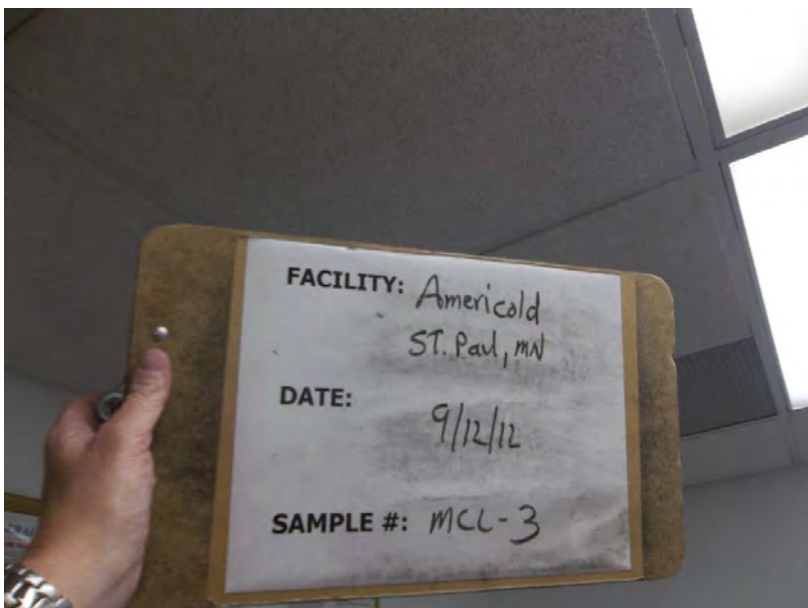
MCL-1

2' X 2' CEILING TILE, TEXTURED
(RECESSED)



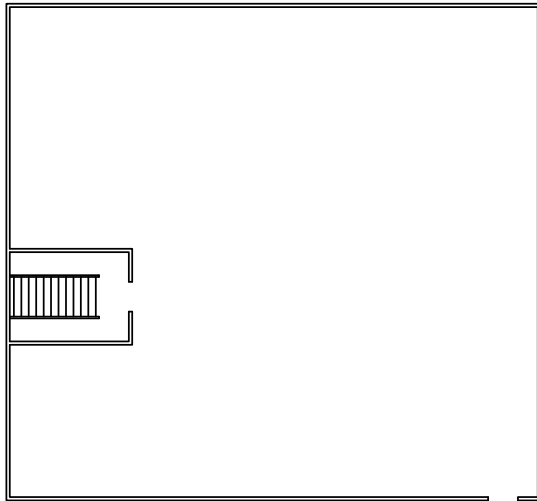
MCL-2

2' X 2' CEILING TILE, TEXTURED
(RECESSED)



MCL-3

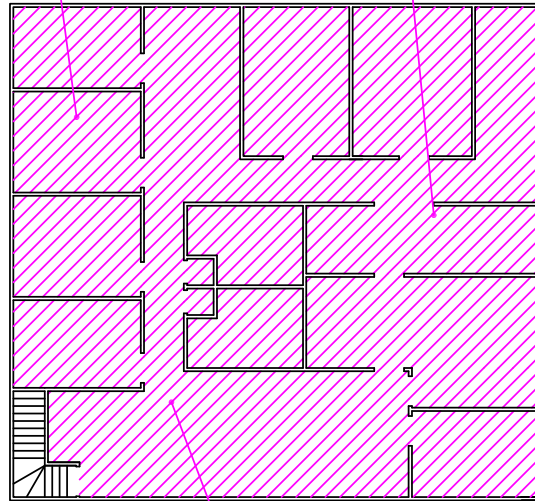
2' X 2' CEILING TILE, TEXTURED
(RECESSED)



STORAGE ABOVE PLAN

NORTH

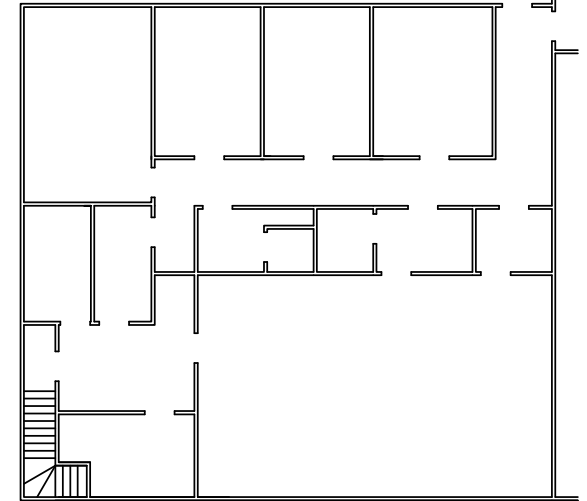
SCALE: NO SCALE



SECOND FLOOR PLAN

NORTH

SCALE: NO SCALE



FIRST FLOOR PLAN

NORTH

SCALE: NO SCALE

MATERIAL KEY



HOMOGENEOUS AREA - MCM
2' X 4' CEILING TILE,
FISSURES AND PINHOLES

REVISIONS

NO.	DATE	REMARKS

Reliable
Environmental
Solutions, Inc. **RES**

SUMMIT FOODS / MADISON FOODS

ASBESTOS INSPECTION FOR
AMERICOLD
240 CHESTER STREET
ST. PAUL, MINNESOTA 55107

RES Project #:
12237

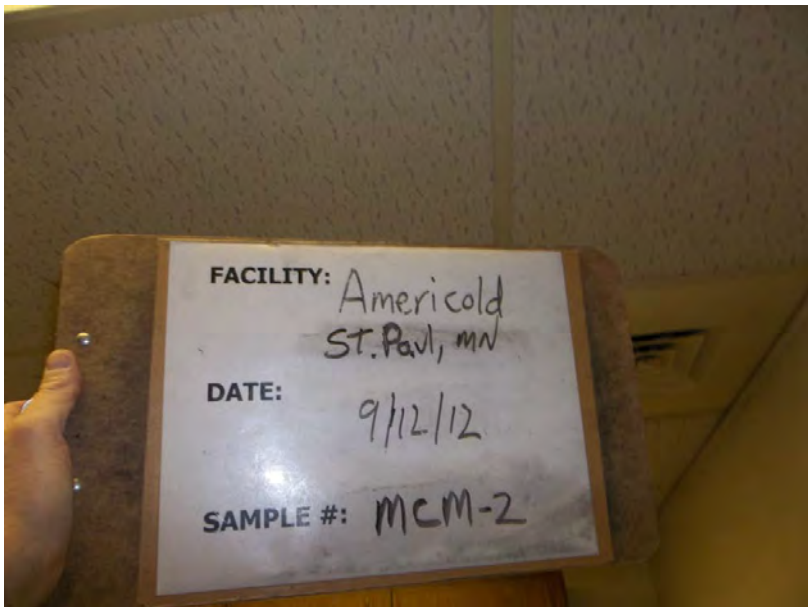
Date:
09/11/2012
SHEET

A1
OF 1 SHEET



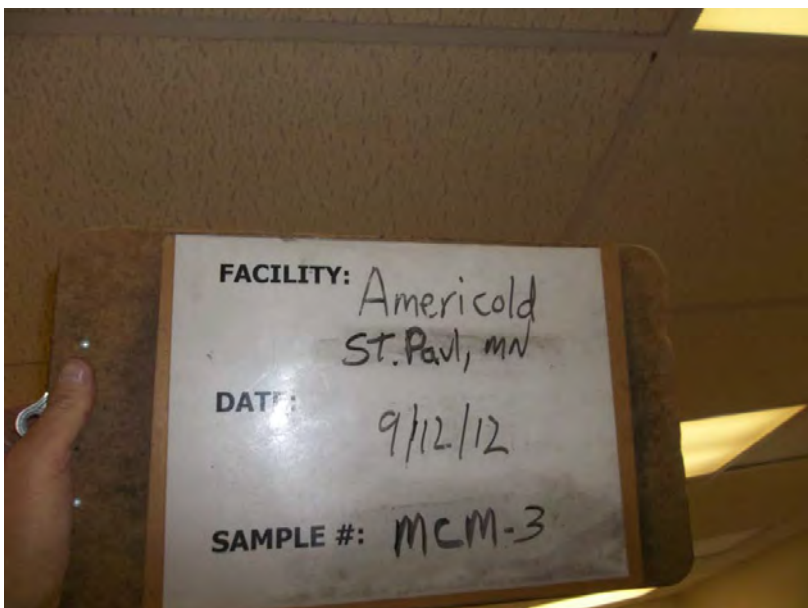
MCM-1

2' X 4' CEILING TILE, FISSURES AND PINHOLES



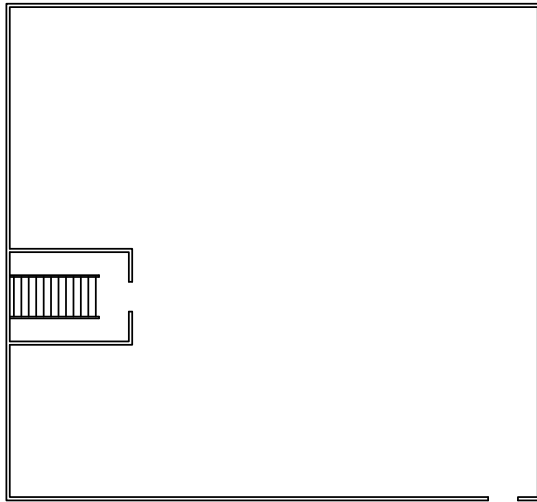
MCM-2

2' X 4' CEILING TILE, FISSURES AND PINHOLES



MCM-3

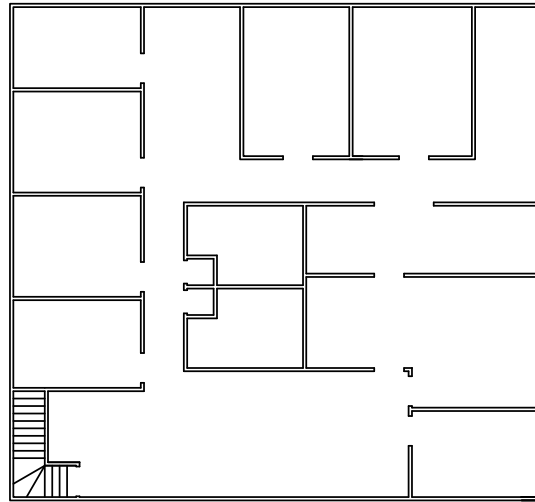
2' X 4' CEILING TILE, FISSURES AND PINHOLES



STORAGE ABOVE PLAN

NORTH

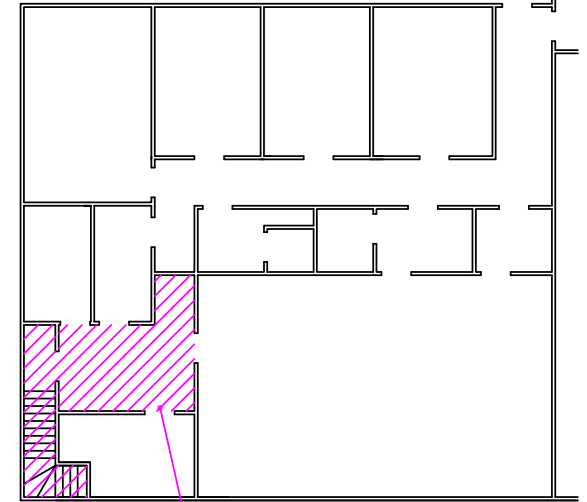
SCALE: NO SCALE



SECOND FLOOR PLAN

NORTH

SCALE: NO SCALE



FIRST FLOOR PLAN

NORTH

SCALE: NO SCALE

MFB-3

MATERIAL KEY



HOMOGENEOUS AREA - MFB
CERAMIC FLOOR TILE,
BROWN BRICK PATTERN
(MORTAR BED)

REVISIONS

NO.	DATE	REMARKS

Reliable
Environmental
Solutions, Inc. **RES**

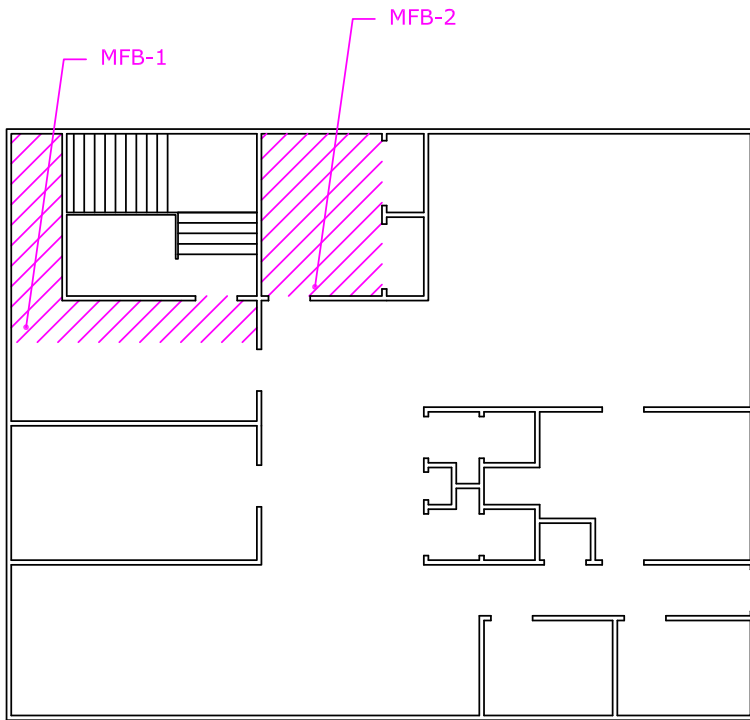
SUMMIT FOODS / MADISON FOODS

ASBESTOS INSPECTION FOR
AMERICOLD
240 CHESTER STREET
ST. PAUL, MINNESOTA 55107

RES Project #:
12237

Date:
09/11/2012
SHEET

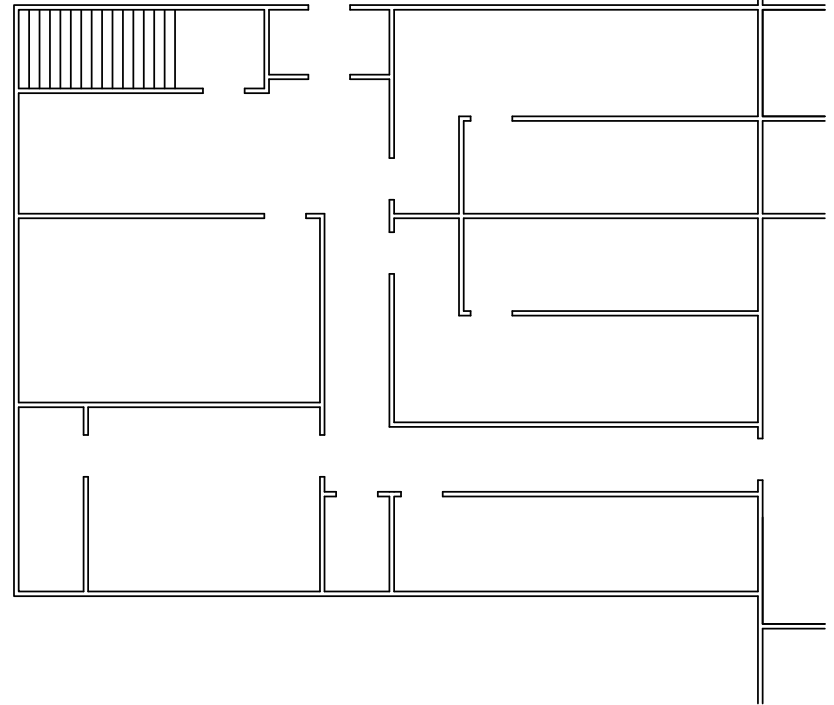
A1
OF 2 SHEETS



SECOND FLOOR PLAN

SCALE: NO SCALE

NORTH



FIRST FLOOR PLAN

SCALE: NO SCALE

NORTH



MATERIAL KEY



HOMOGENEOUS AREA - MFB
 CERAMIC FLOOR TILE,
 BROWN BRICK PATTERN
 (MORTAR BED)

REVISIONS

NO.	DATE	REMARKS

Reliable
Environmental
Solutions, Inc. **RES**

BALDINGERS BAKERY OFFICES

ASBESTOS INSPECTION FOR
 AMERICOLD
 240 CHESTER STREET
 ST. PAUL, MINNESOTA 55107

RES Project #:
 12237

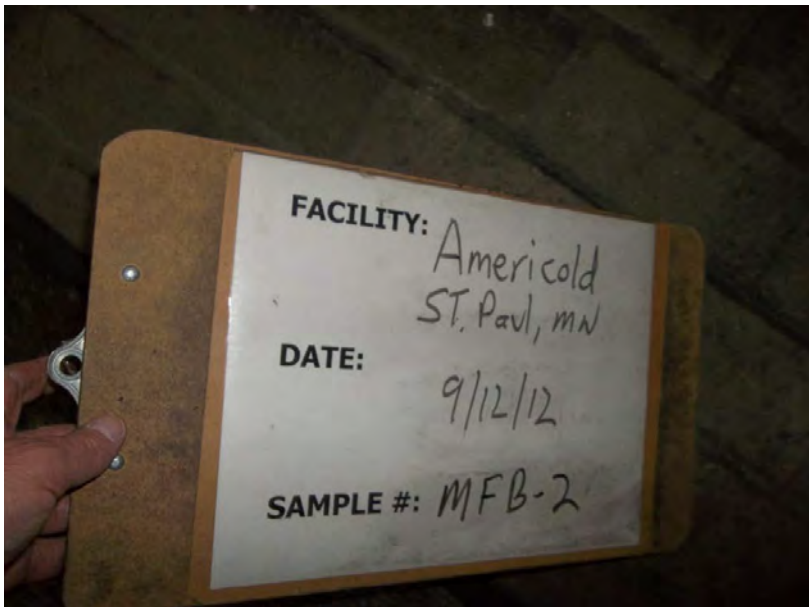
Date:
 09/11/2012
 SHEET

A2
 OF 2 SHEETS



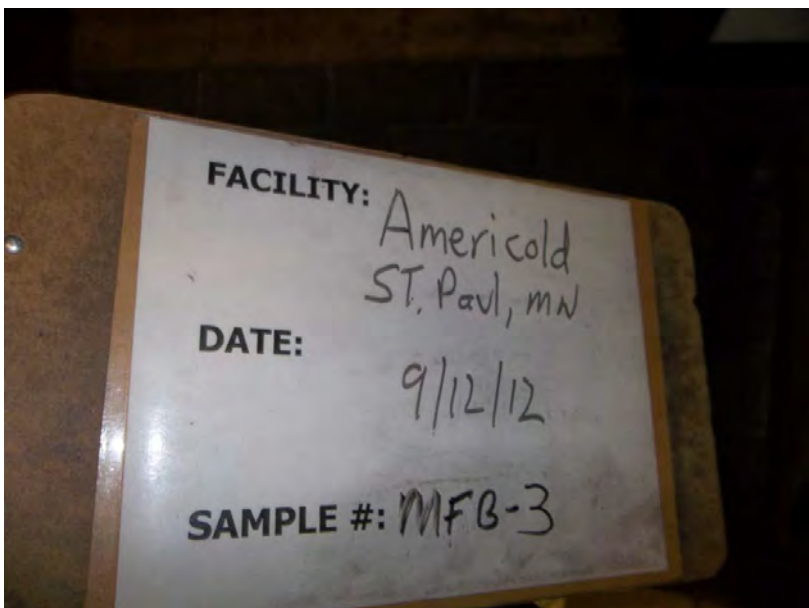
MFB-1

CERAMIC FLOOR TILE, BROWN BRICK
PATTERN (MORTAR BED)



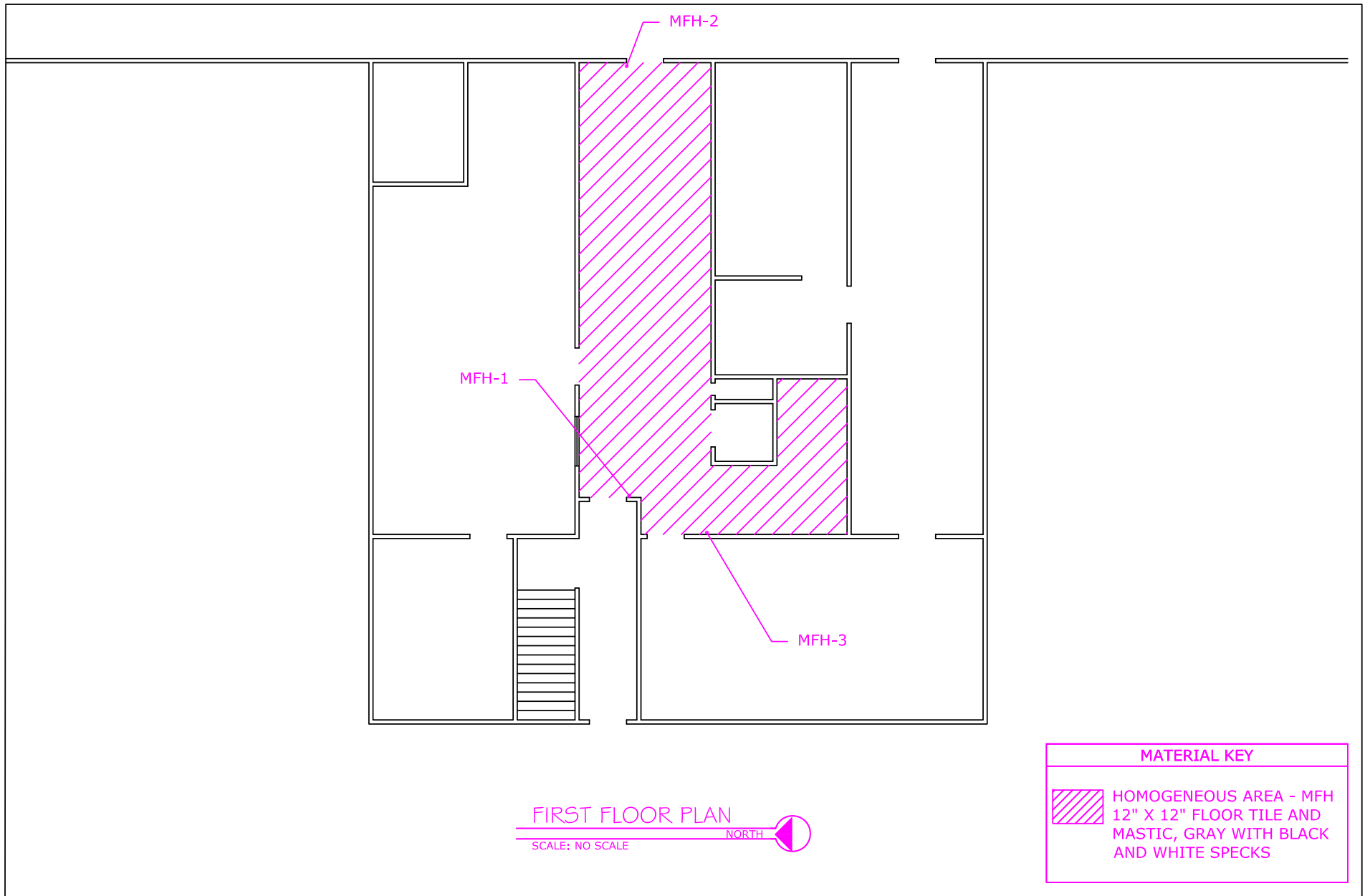
MFB-2

CERAMIC FLOOR TILE, BROWN BRICK
PATTERN (MORTAR BED)



MFB-3

CERAMIC FLOOR TILE, BROWN BRICK
PATTERN (MORTAR BED)



REVISIONS		
NO.	DATE	REMARKS

Reliable
Environmental
Solutions, Inc.

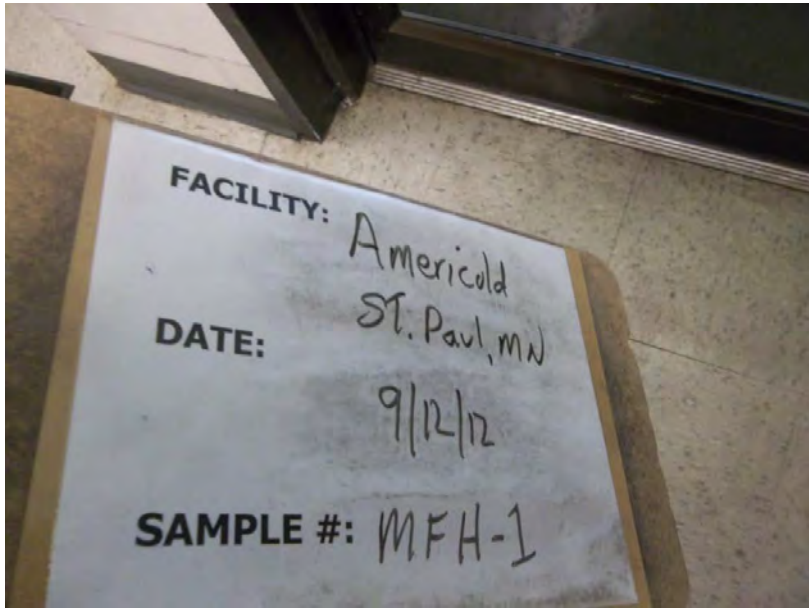
RES

CENTER OFFICE

ASBESTOS INSPECTION FOR
AMERICOLD
240 CHESTER STREET
ST. PAUL, MINNESOTA 55107

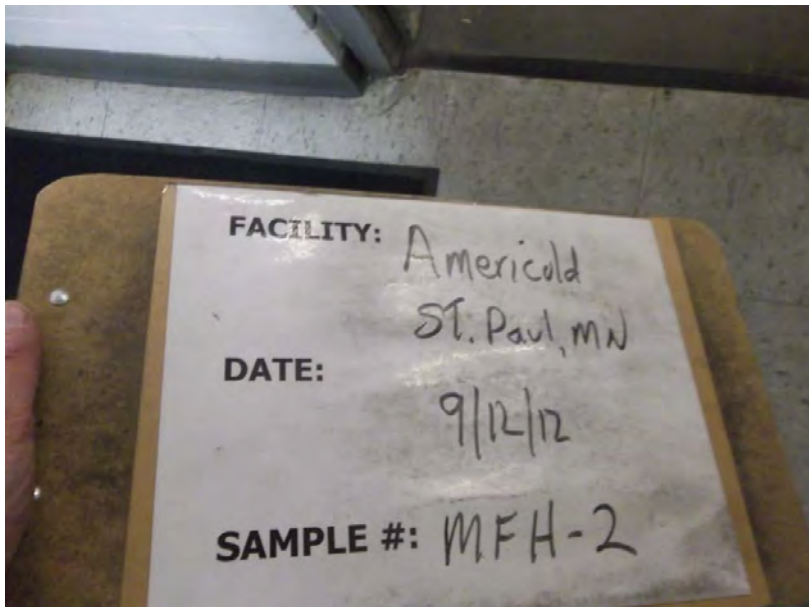
RES Project #:
12237

Date:
09/11/2012
SHEET
A1
OF 1 SHEET



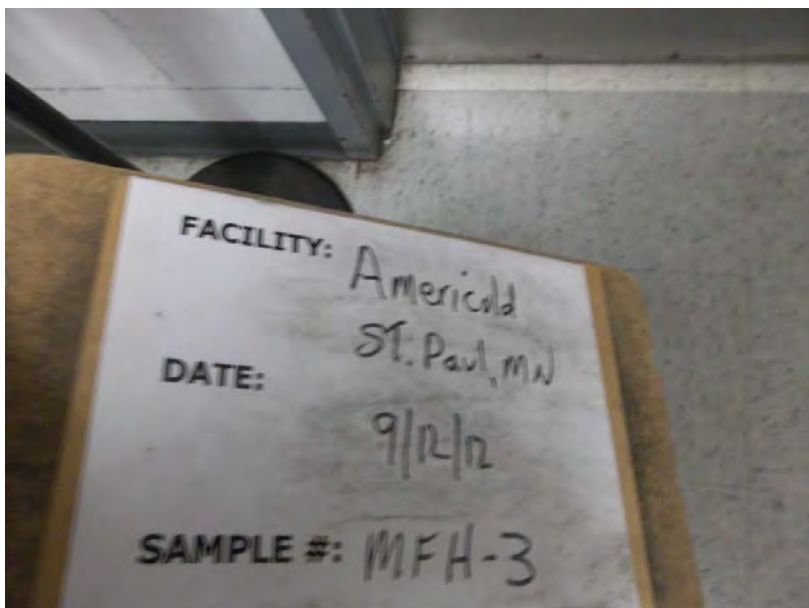
MFH-1

12" X 12" FLOOR TILE AND MASTIC,
GRAY WITH BLACK AND WHITE SPECKS



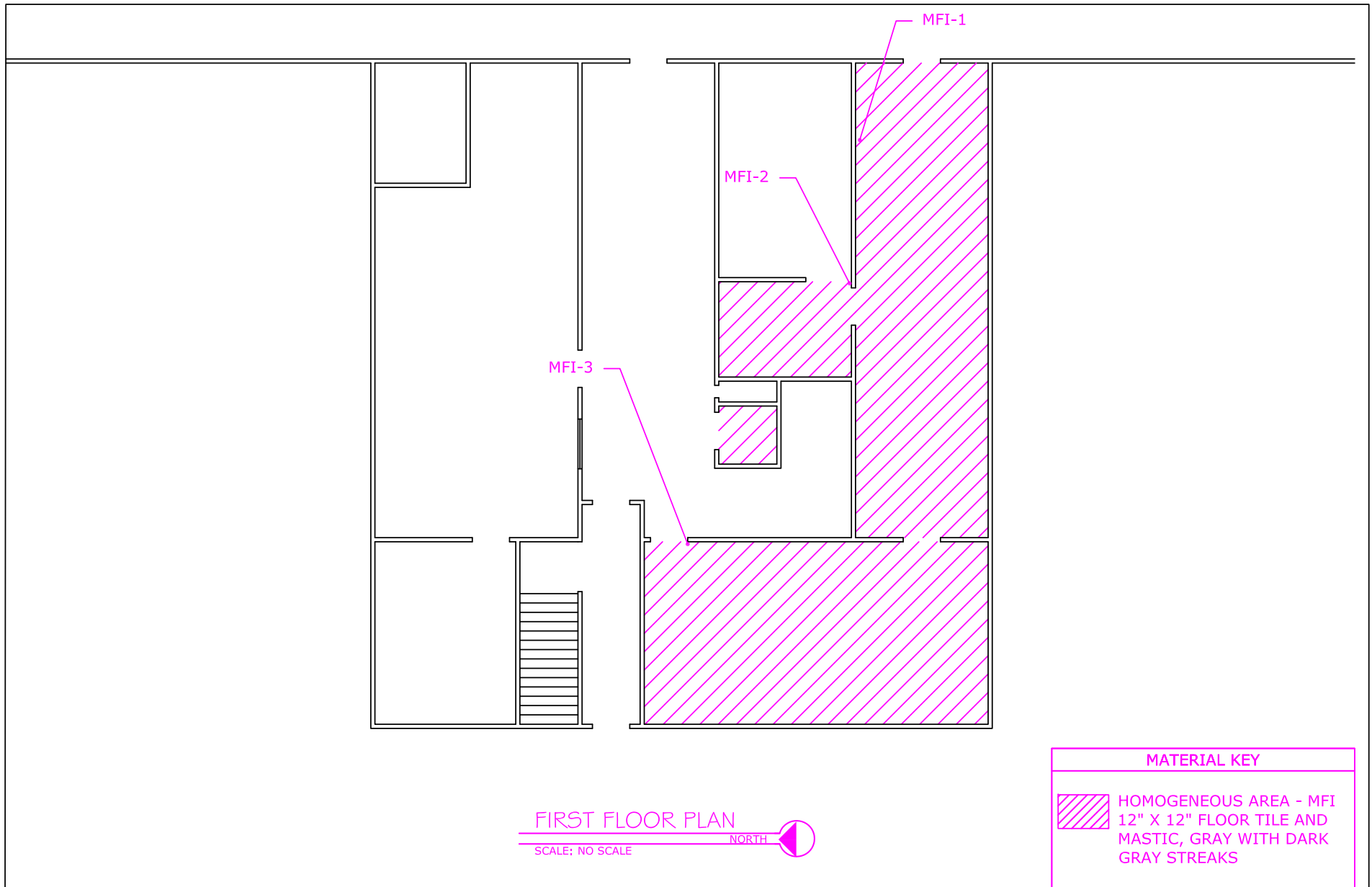
MFH-2


12" X 12" FLOOR TILE AND MASTIC,
GRAY WITH BLACK AND WHITE SPECKS



MFH-3

12" X 12" FLOOR TILE AND MASTIC,
GRAY WITH BLACK AND WHITE SPECKS



MATERIAL KEY	
	HOMOGENEOUS AREA - MFI 12" X 12" FLOOR TILE AND MASTIC, GRAY WITH DARK GRAY STREAKS

REVISIONS		
NO.	DATE	REMARKS

Reliable
Environmental
Solutions, Inc.

RES

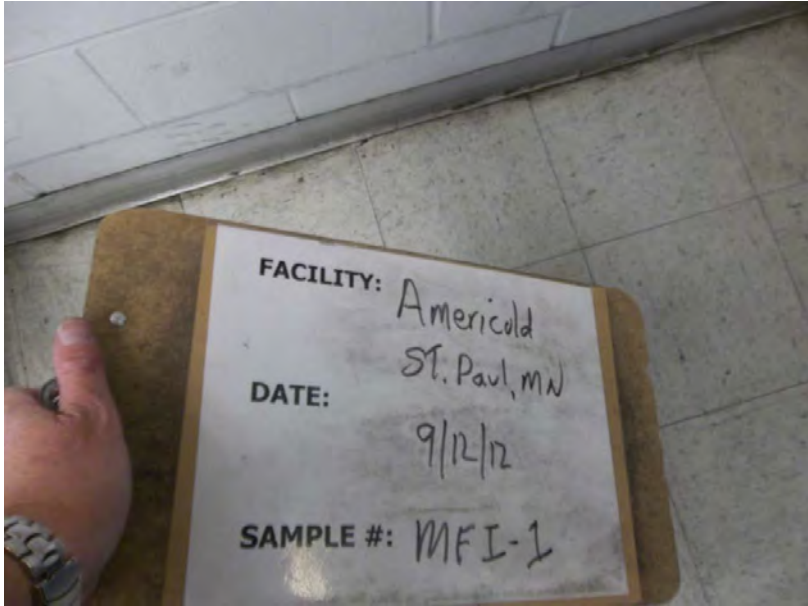
CENTER OFFICE

ASBESTOS INSPECTION FOR
AMERICOLD
240 CHESTER STREET
ST. PAUL, MINNESOTA 55107

RES Project #: 12237

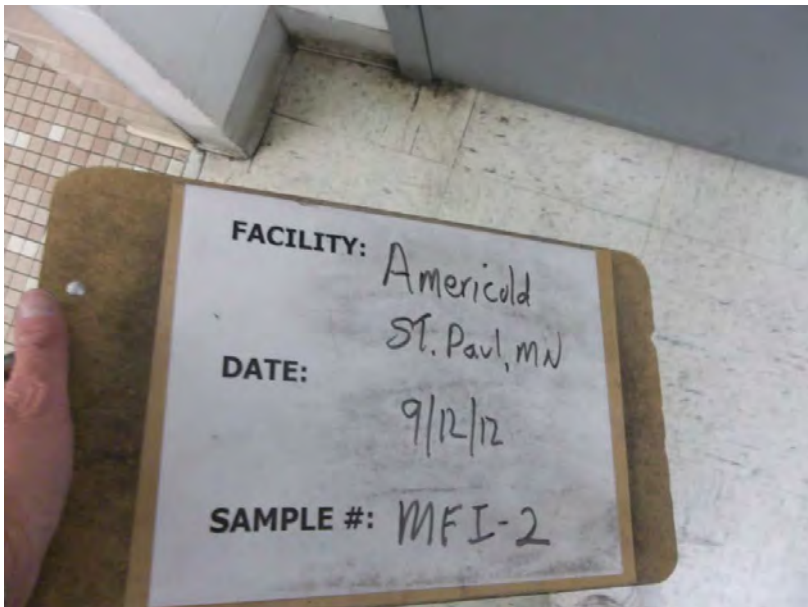
Date: 09/11/2012

SHEET
A1
OF 1 SHEET



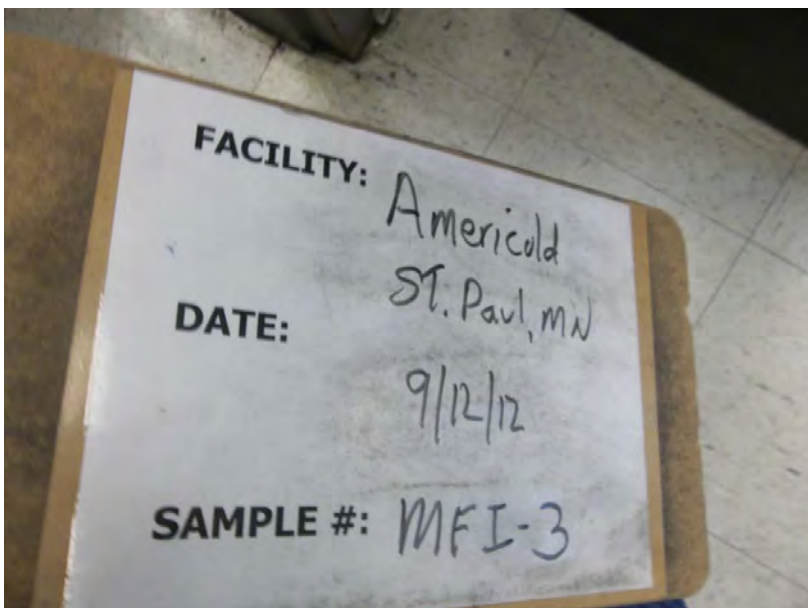
MFI-1

12" X 12" FLOOR TILE AND MASTIC,
GRAY WITH DARK GRAY STREAKS



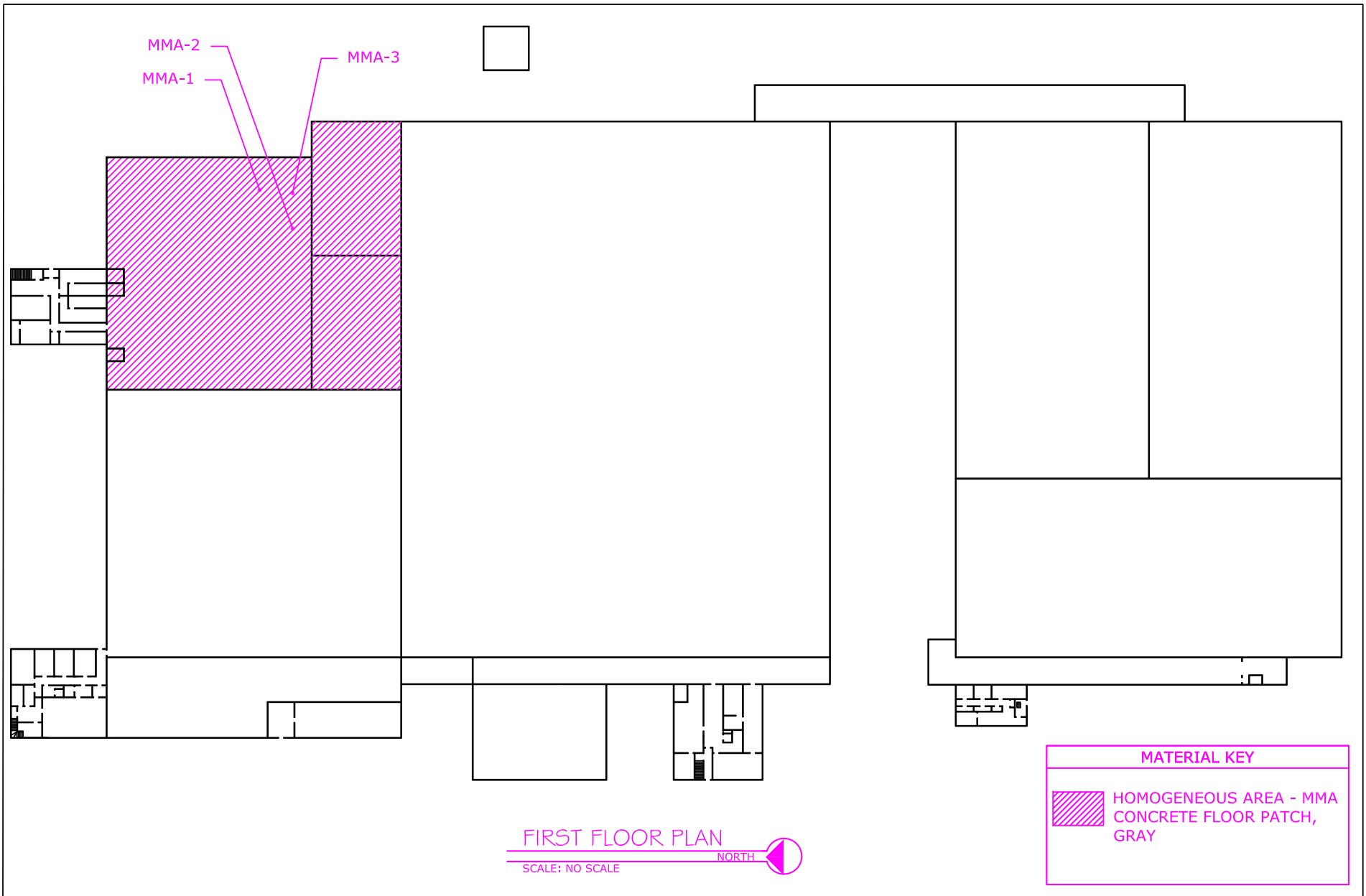
MFI-2

12" X 12" FLOOR TILE AND MASTIC,
GRAY WITH DARK GRAY STREAKS



MFI-3

12" X 12" FLOOR TILE AND MASTIC,
GRAY WITH DARK GRAY STREAKS

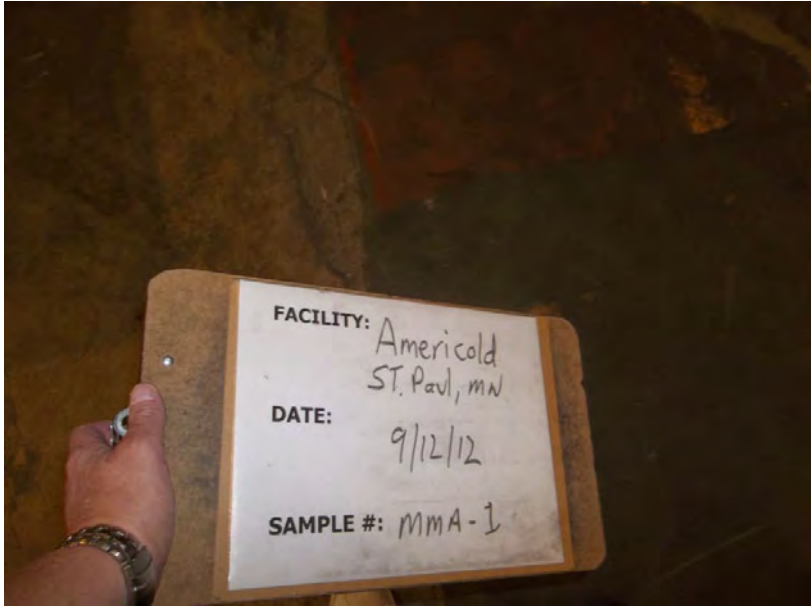


REVISIONS		
NO.	DATE	REMARKS

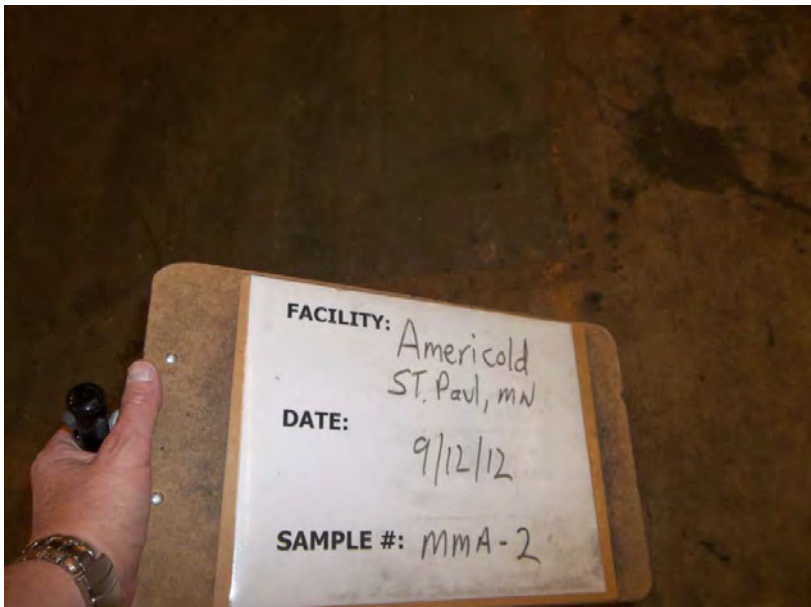
Reliable
Environmental
Solutions, Inc. **RES**

WAREHOUSE
 ASBESTOS INSPECTION FOR
 AMERICOLD
 240 CHESTER STREET
 ST. PAUL, MINNESOTA 55107

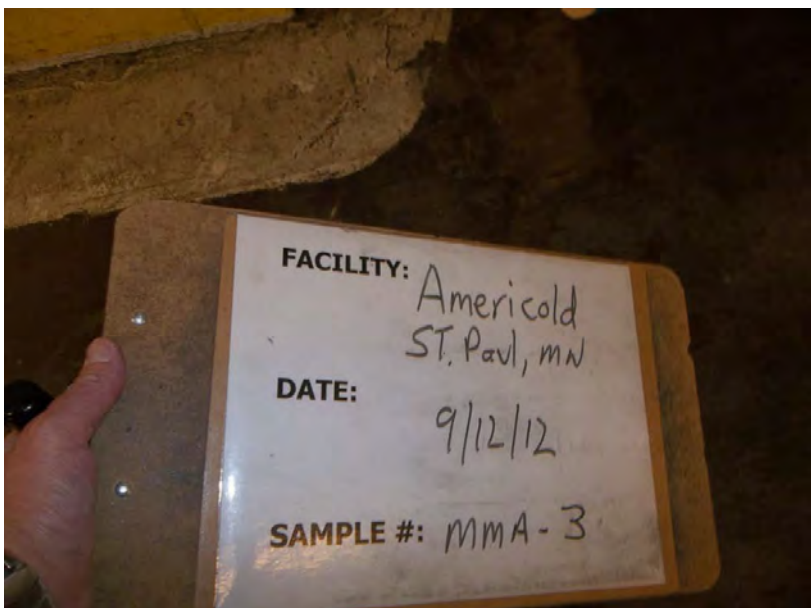
RES Project #:
12237
 Date: 09/11/2012
 SHEET
A1
 OF 1 SHEET



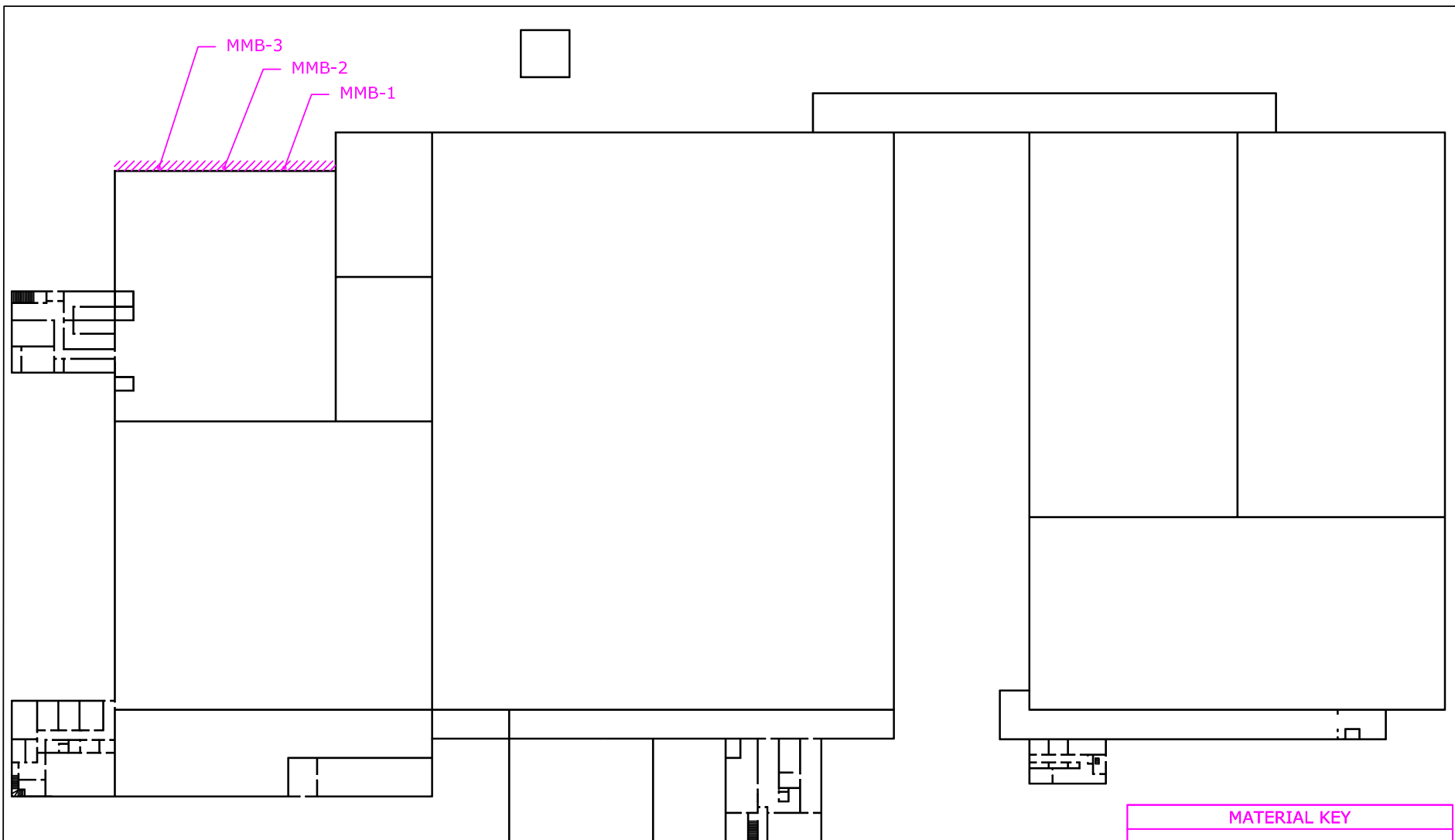
MMA-1
CONCRETE FLOOR PATCH, GRAY



MMA-2
CONCRETE FLOOR PATCH, GRAY




MMA-3
CONCRETE FLOOR PATCH, GRAY



FIRST FLOOR PLAN
 NORTH
 SCALE: NO SCALE

MATERIAL KEY

 HOMOGENEOUS AREA - MMB WALL ADHESIVE, TAN

REVISIONS		
NO.	DATE	REMARKS

Reliable
Environmental
Solutions, Inc. **RES**

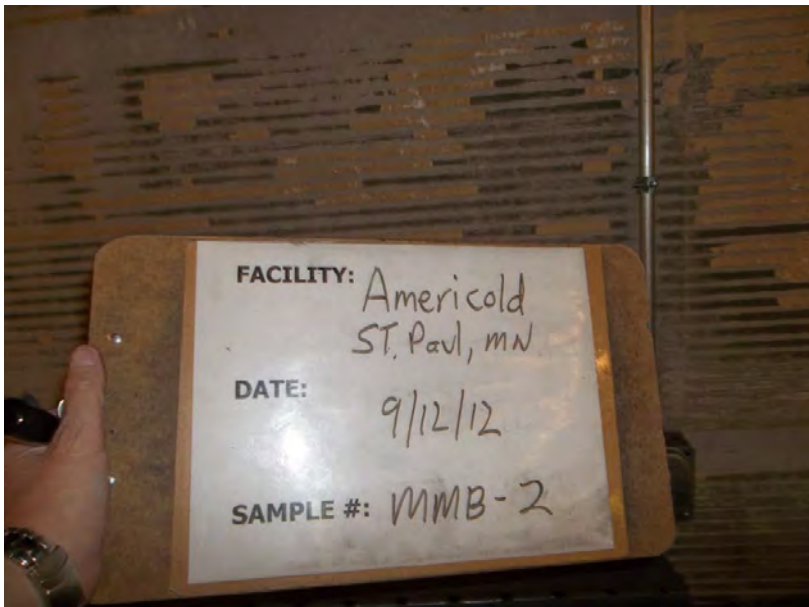
WAREHOUSE
 ASBESTOS INSPECTION FOR
 AMERICOLD
 240 CHESTER STREET
 ST. PAUL, MINNESOTA 55107

RES Project #: 12237
 Date: 09/11/2012
 SHEET
A1
 OF 1 SHEET



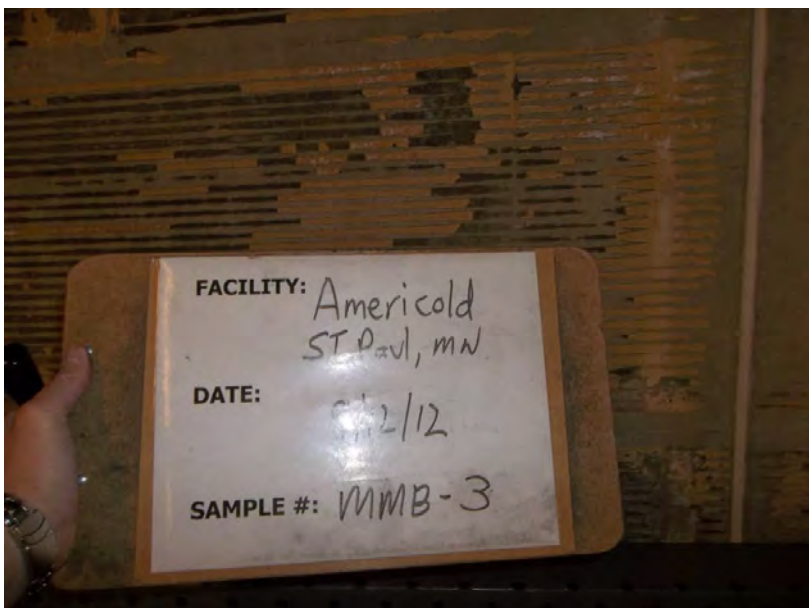
MMB-1

WALL ADHESIVE, TAN



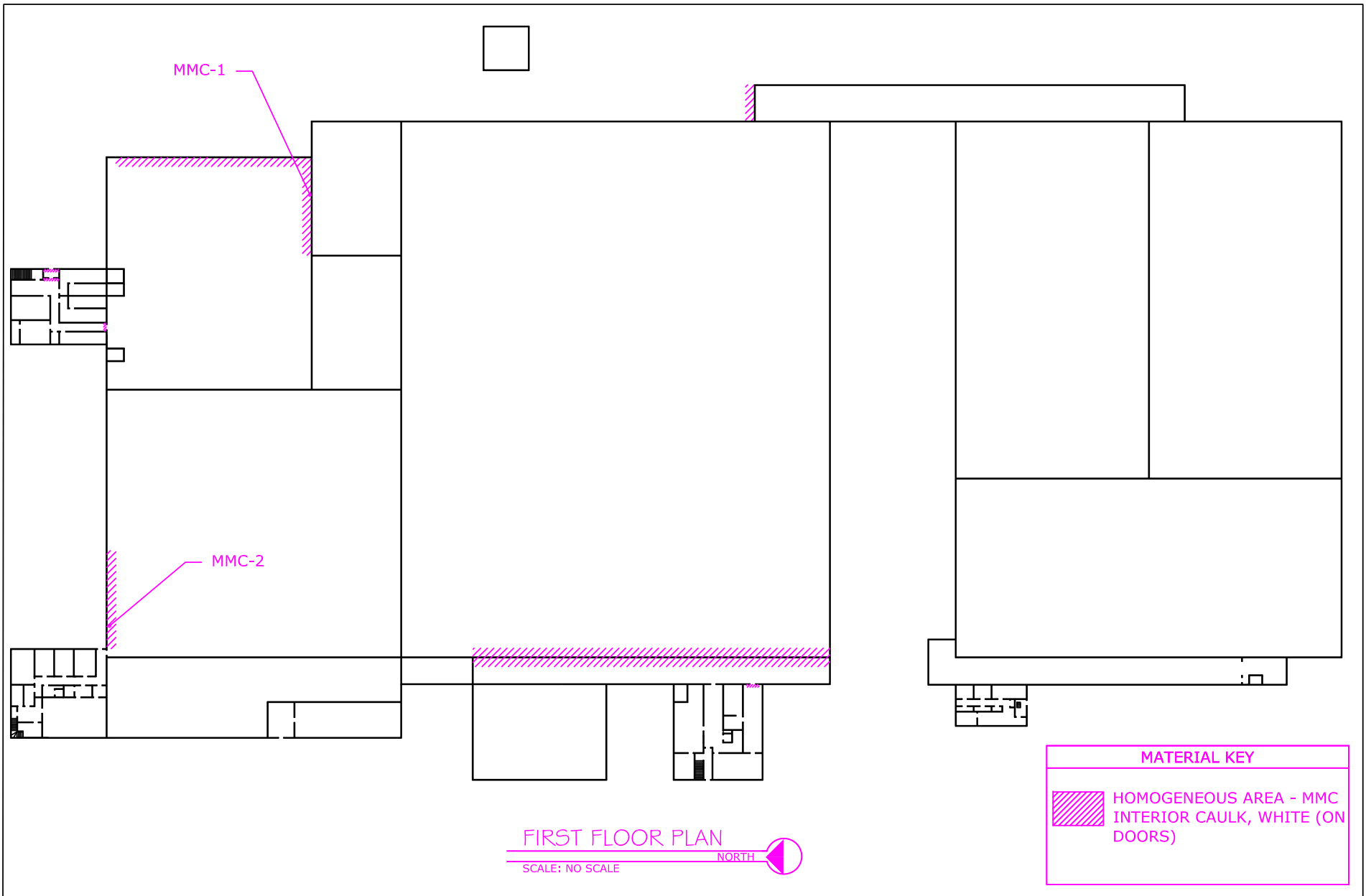
MMB-2

WALL ADHESIVE, TAN




MMB-3

WALL ADHESIVE, TAN



MATERIAL KEY

 HOMOGENEOUS AREA - MMC INTERIOR CAULK, WHITE (ON DOORS)

REVISIONS		
NO.	DATE	REMARKS

Reliable Environmental Solutions, Inc. **RES**

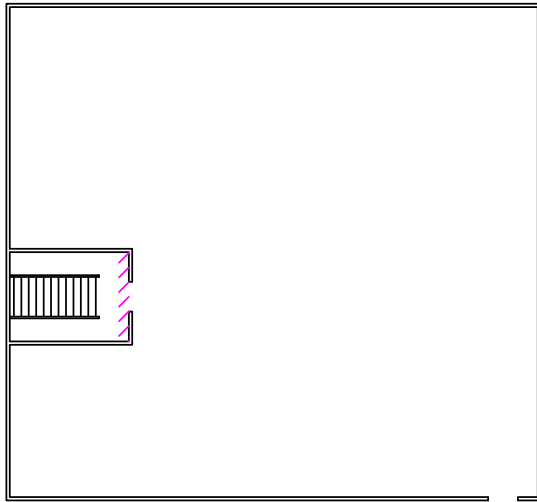
WAREHOUSE

ASBESTOS INSPECTION FOR AMERICOLD
 240 CHESTER STREET
 ST. PAUL, MINNESOTA 55107

RES Project #: 12237

Date: 09/11/2012

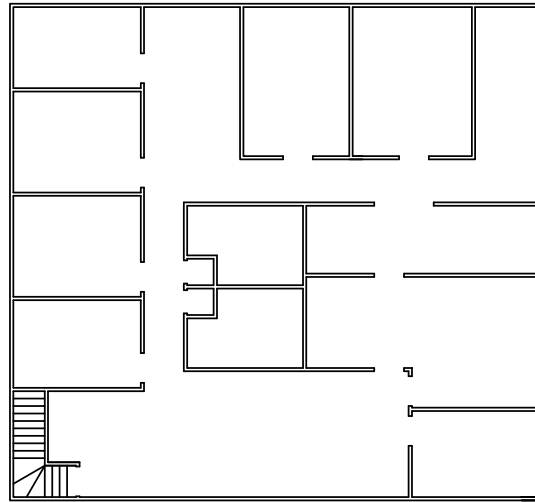
SHEET **A1** OF 4 SHEETS



STORAGE ABOVE PLAN

NORTH

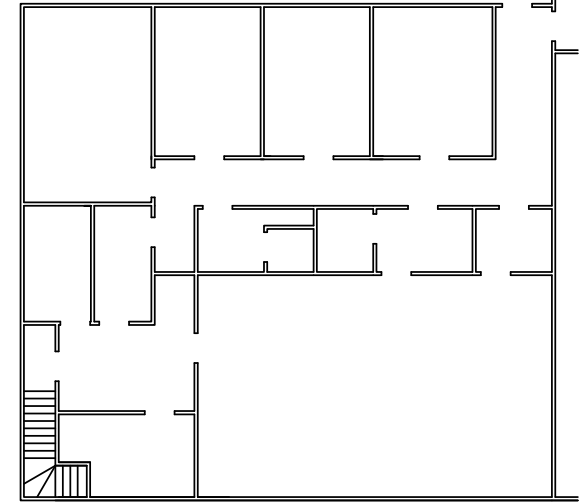
SCALE: NO SCALE



SECOND FLOOR PLAN

NORTH

SCALE: NO SCALE



FIRST FLOOR PLAN

NORTH

SCALE: NO SCALE

MATERIAL KEY



HOMOGENEOUS AREA - MMC
INTERIOR CAULK, WHITE (ON
DOORS)

REVISIONS

NO.	DATE	REMARKS

Reliable
Environmental
Solutions, Inc. **RES**

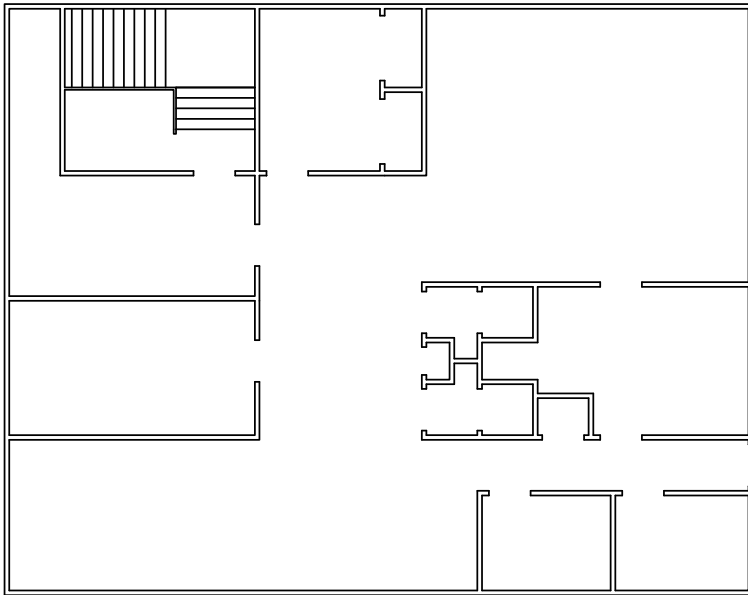
SUMMIT FOODS / MADISON FOODS

ASBESTOS INSPECTION FOR
AMERICOLD
240 CHESTER STREET
ST. PAUL, MINNESOTA 55107

RES Project #:
12237

Date:
09/11/2012
SHEET

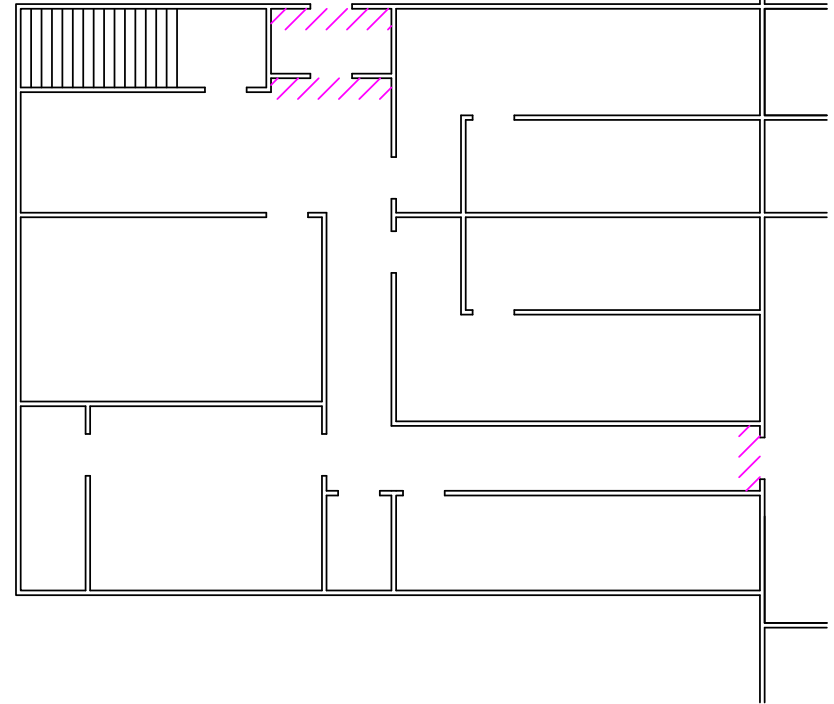
A2
OF 4 SHEETS



SECOND FLOOR PLAN

SCALE: NO SCALE

NORTH



FIRST FLOOR PLAN

SCALE: NO SCALE

NORTH



MATERIAL KEY



HOMOGENEOUS AREA - MMC
INTERIOR CAULK, WHITE (ON
DOORS)

REVISIONS		
NO.	DATE	REMARKS

Reliable
Environmental
Solutions, Inc. **RES**

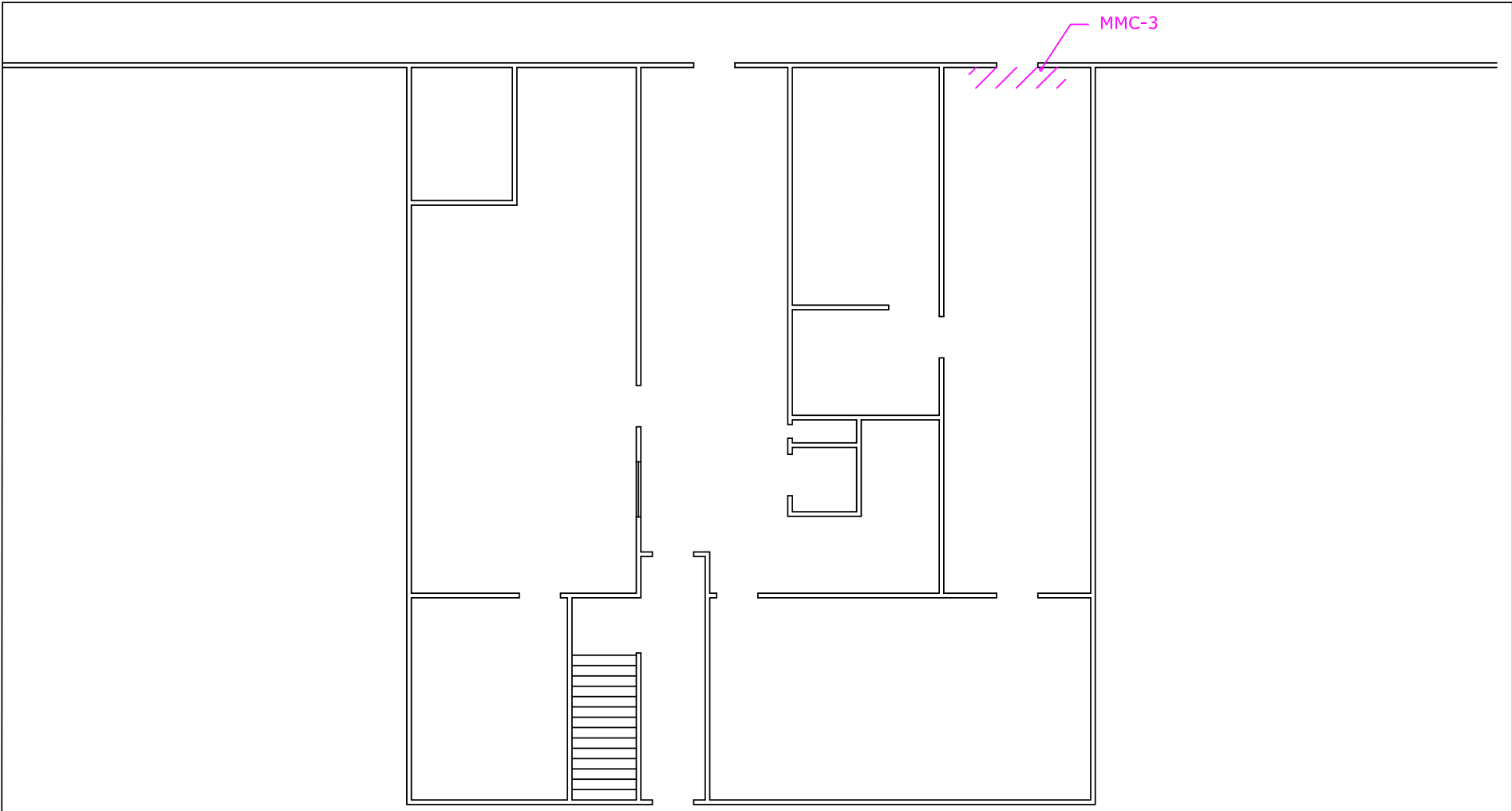
BALDINGERS BAKERY OFFICES

ASBESTOS INSPECTION FOR
 AMERICOLD
 240 CHESTER STREET
 ST. PAUL, MINNESOTA 55107

RES Project #:
12237

Date: 09/11/2012
SHEET


A3
OF 4 SHEETS



FIRST FLOOR PLAN

SCALE: NO SCALE



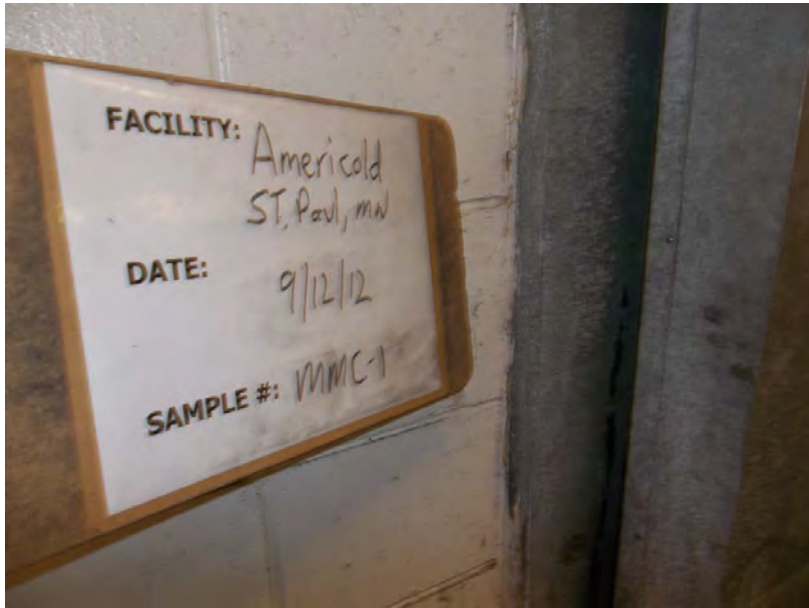
MATERIAL KEY	
	HOMOGENEOUS AREA - MMC INTERIOR CAULK, WHITE (ON DOORS)

REVISIONS		
NO.	DATE	REMARKS

Reliable
Environmental
Solutions, Inc. **RES**

CENTER OFFICE
 ASBESTOS INSPECTION FOR
 AMERICOLD
 240 CHESTER STREET
 ST. PAUL, MINNESOTA 55107

RES Project #: 12237
 Date: 09/11/2012
 SHEET
A4
 OF 4 SHEETS



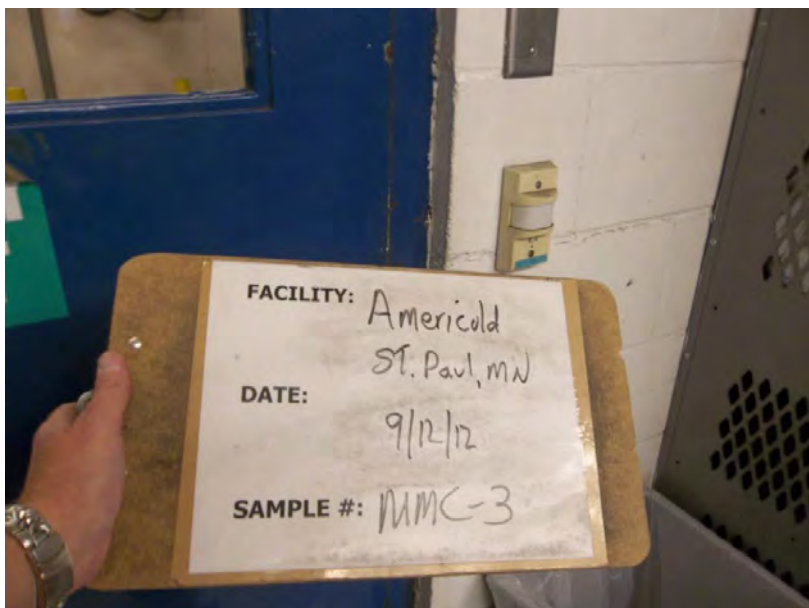
MMC-1

INTERIOR CAULK, WHITE (ON DOORS)



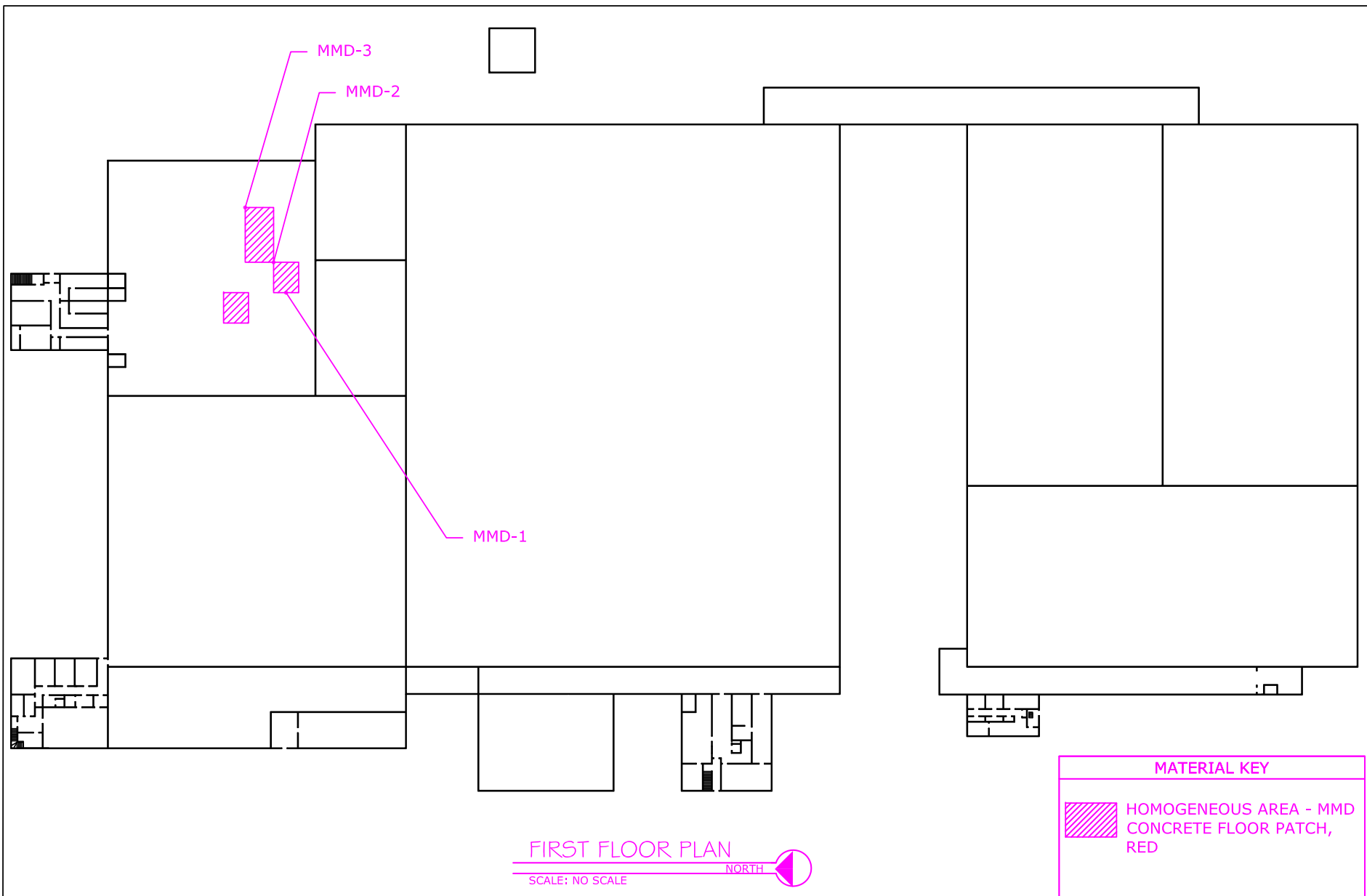
MMC-2

INTERIOR CAULK, WHITE (ON DOORS)



MMC-3

INTERIOR CAULK, WHITE (ON DOORS)



MATERIAL KEY	
	HOMOGENEOUS AREA - MMD CONCRETE FLOOR PATCH, RED


FIRST FLOOR PLAN
 NORTH 
 SCALE: NO SCALE

REVISIONS		
NO.	DATE	REMARKS

Reliable
Environmental
Solutions, Inc. **RES**

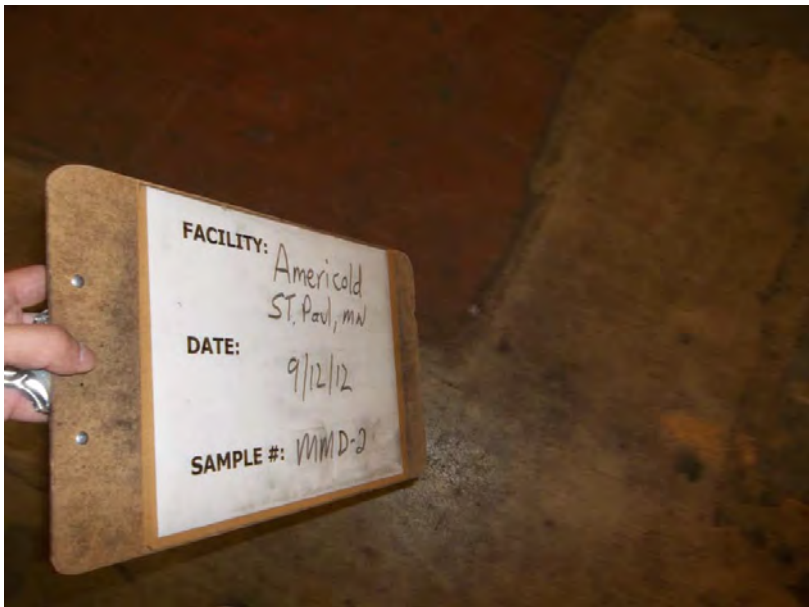
WAREHOUSE
 ASBESTOS INSPECTION FOR
 AMERICOLD
 240 CHESTER STREET
 ST. PAUL, MINNESOTA 55107

RES Project #:
 12237
 Date: 09/11/2012
 SHEET
A1
 OF 1 SHEET



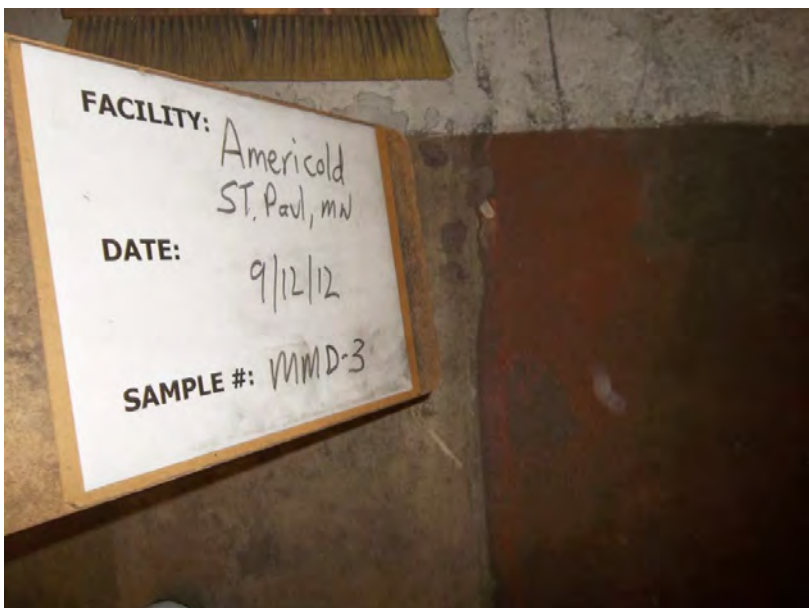
MMD-1

CONCRETE FLOOR PATCH, RED



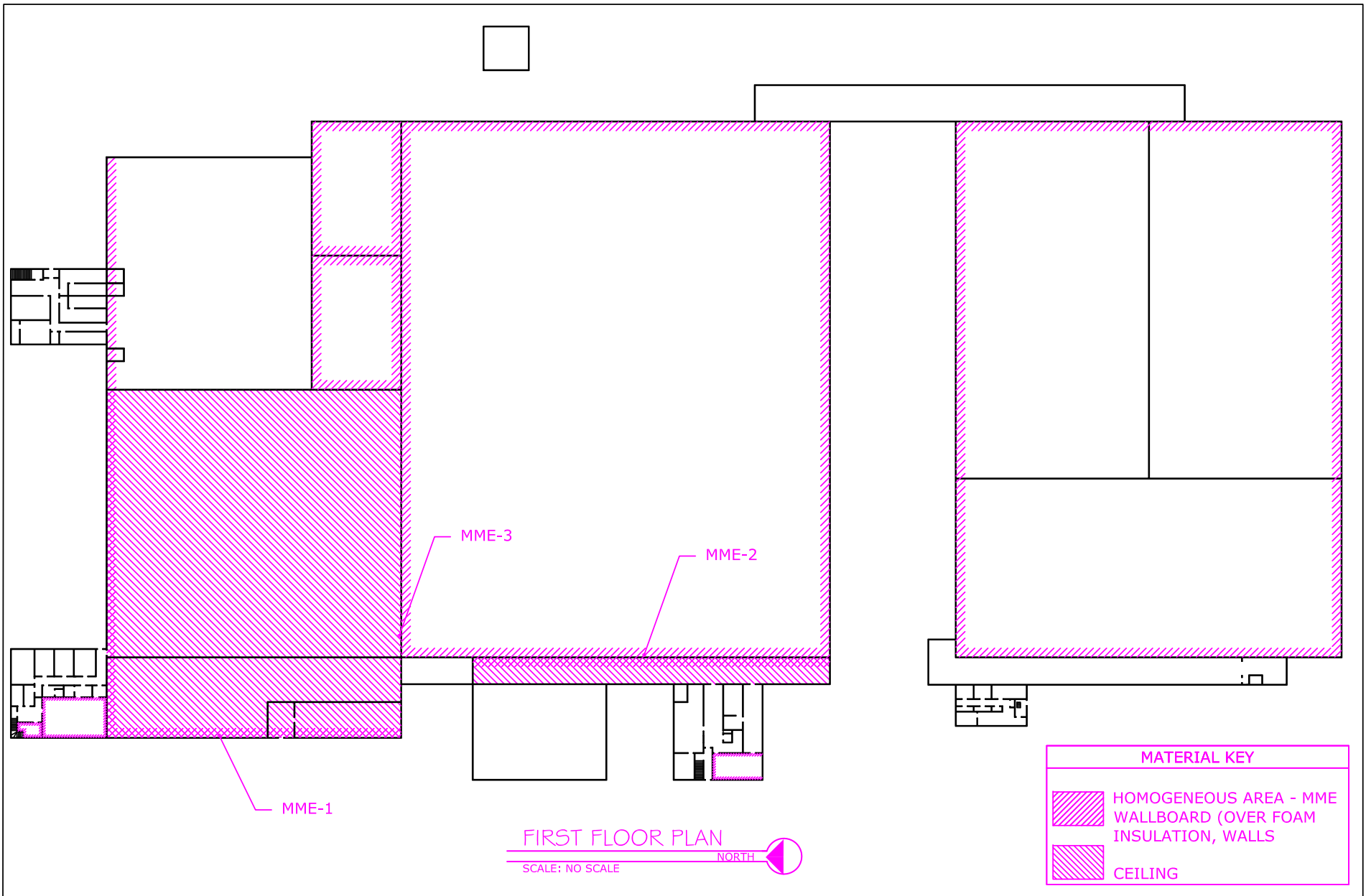
MMD-2

CONCRETE FLOOR PATCH, RED



MMD-3

CONCRETE FLOOR PATCH, RED



REVISIONS		
NO.	DATE	REMARKS

Reliable
Environmental
Solutions, Inc.

R

E

S

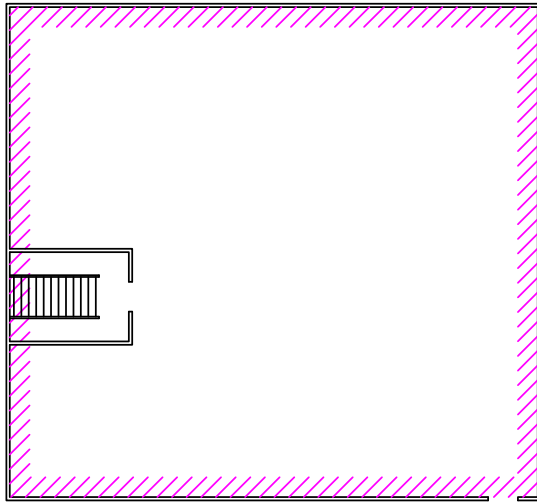
WAREHOUSE

ASBESTOS INSPECTION FOR
AMERICOLD
240 CHESTER STREET
ST. PAUL, MINNESOTA 55107

RES Project #:
12237

Date:
09/11/2012

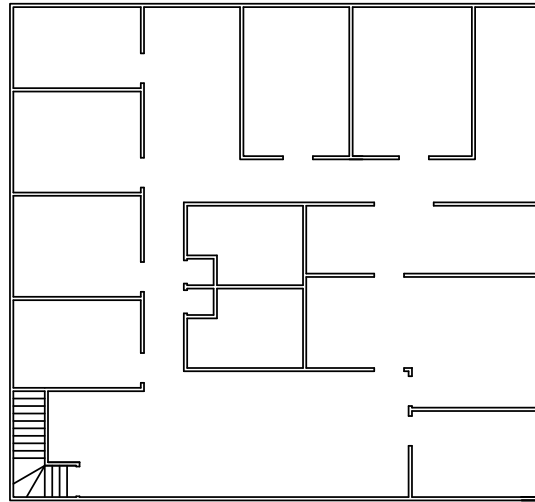
SHEET
A1
OF 3 SHEETS



STORAGE ABOVE PLAN

SCALE: NO SCALE

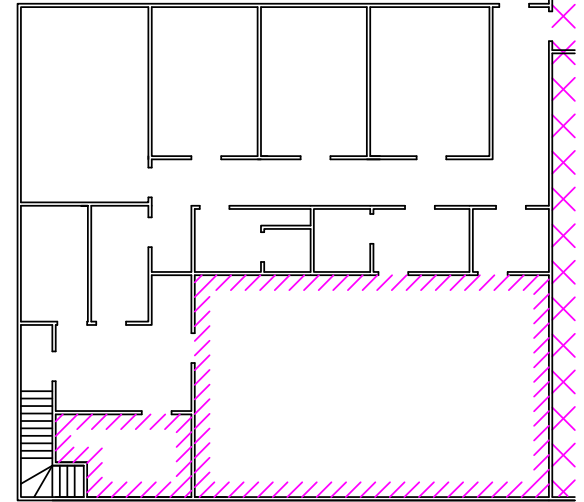
NORTH



SECOND FLOOR PLAN

SCALE: NO SCALE

NORTH



FIRST FLOOR PLAN

SCALE: NO SCALE

NORTH



MATERIAL KEY



HOMOGENEOUS AREA - MME WALLBOARD (OVER FOAM INSULATION)

REVISIONS

NO.	DATE	REMARKS

Reliable
Environmental
Solutions, Inc. **RES**

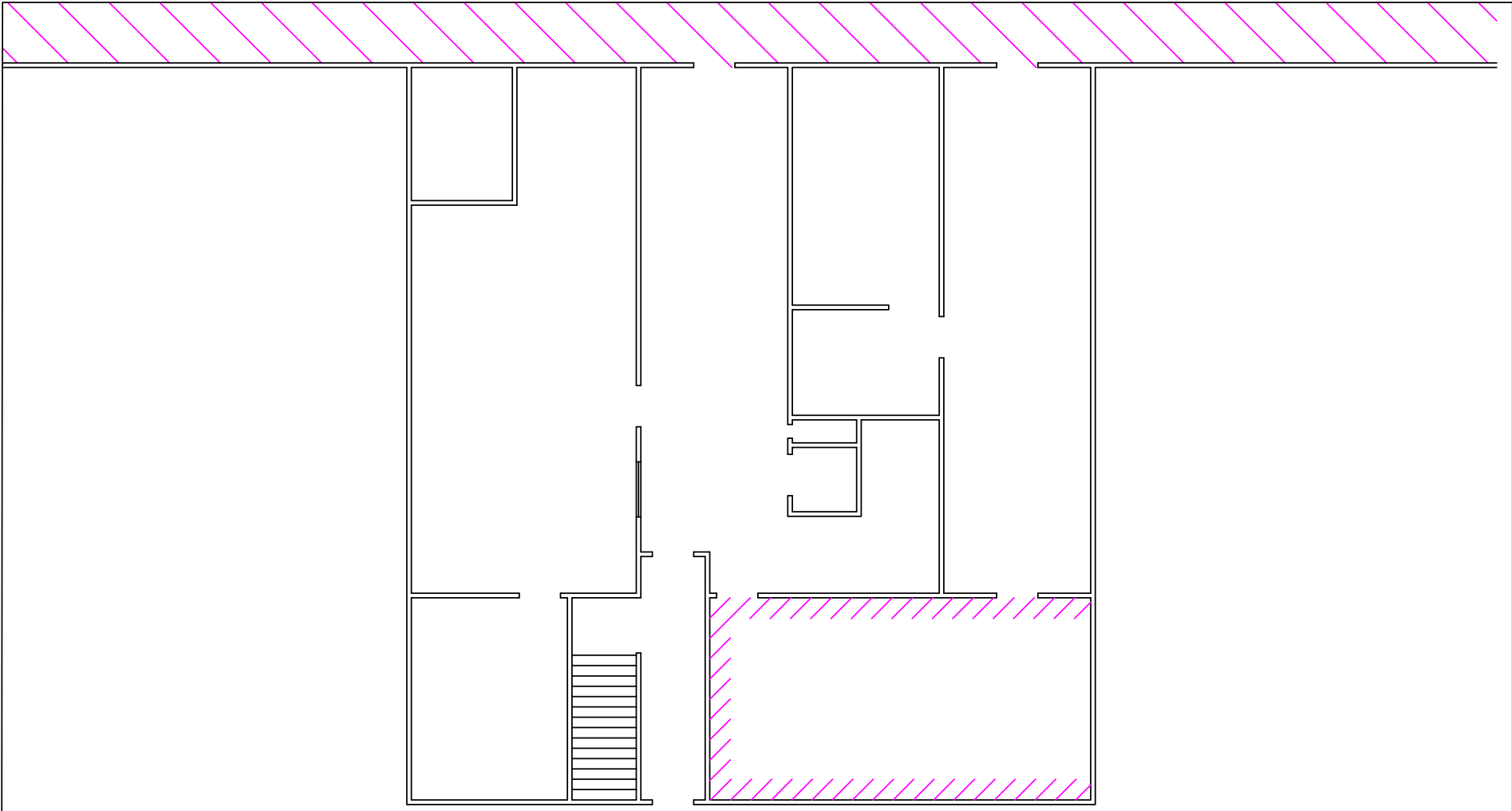
SUMMIT FOODS / MADISON FOODS

ASBESTOS INSPECTION FOR
 AMERICOLD
 240 CHESTER STREET
 ST. PAUL, MINNESOTA 55107

RES Project #:
12237

Date:
09/11/2012
SHEET


A2
OF 3 SHEETS



FIRST FLOOR PLAN

SCALE: NO SCALE



MATERIAL KEY	
	HOMOGENEOUS AREA - MME WALLBOARD (OVER FOAM INSULATION)

REVISIONS		
NO.	DATE	REMARKS

Reliable
Environmental
Solutions, Inc. **RES**


CENTER OFFICE
 ASBESTOS INSPECTION FOR
 AMERICOLD
 240 CHESTER STREET
 ST. PAUL, MINNESOTA 55107

RES Project #: 12237
 Date: 09/11/2012
 SHEET
A3
 OF 3 SHEETS



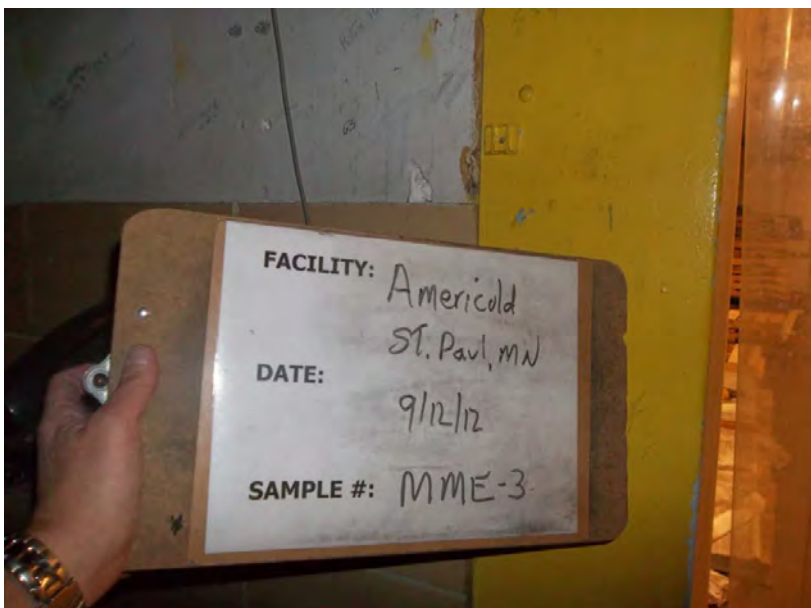
MME-1

WALLBOARD (OVER FOAM INSULATION)



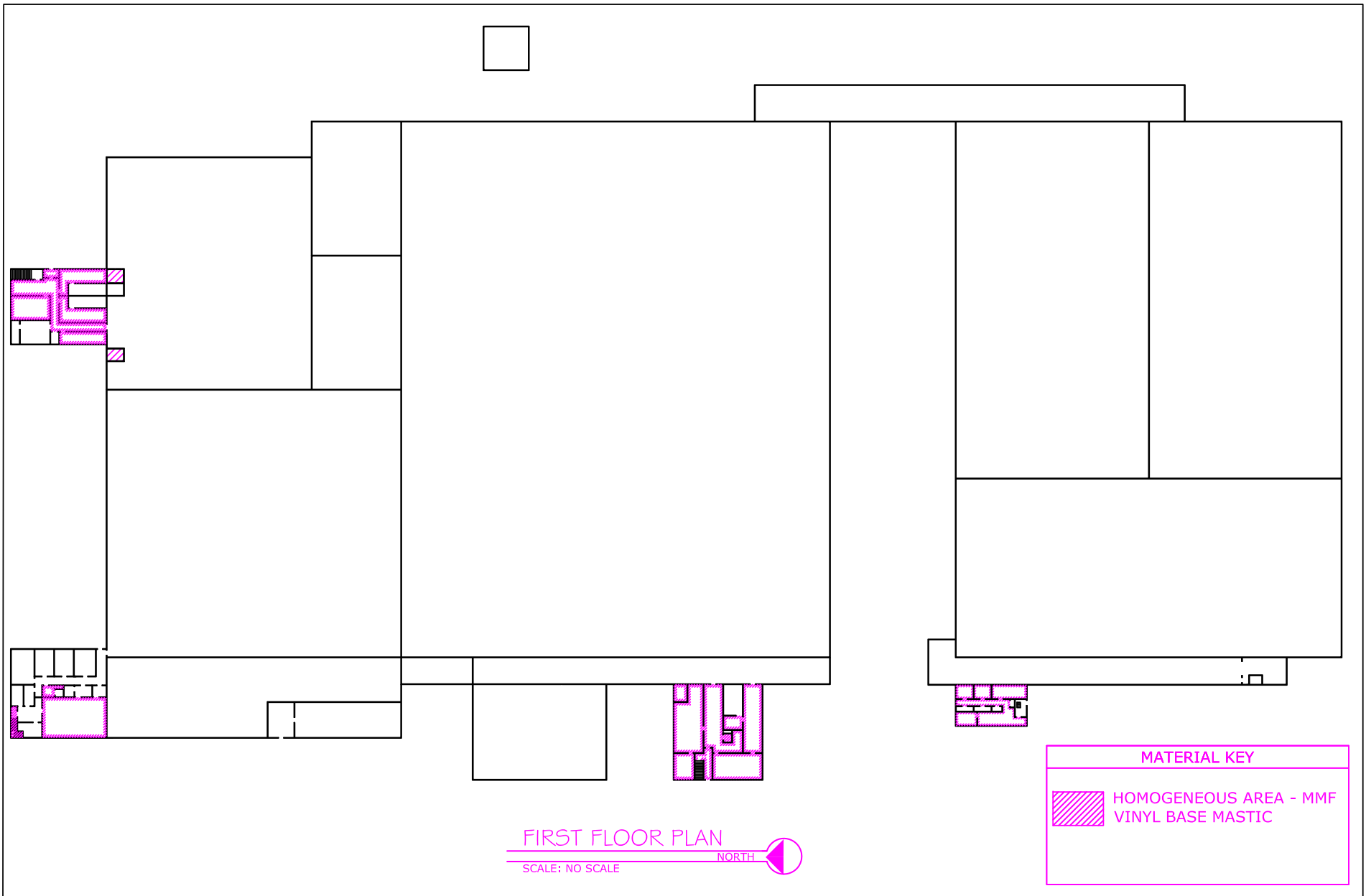
MME-2

WALLBOARD (OVER FOAM INSULATION)



MME-3

WALLBOARD (OVER FOAM INSULATION)



REVISIONS		
NO.	DATE	REMARKS

Reliable

Environmental

Solutions, Inc. **RES**

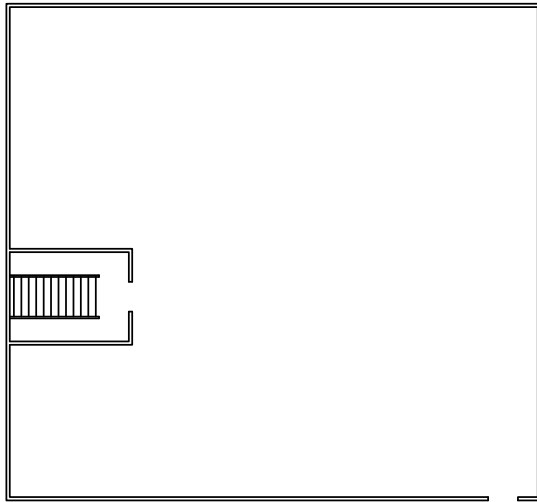
WAREHOUSE

ASBESTOS INSPECTION FOR
AMERICOLD
240 CHESTER STREET
ST. PAUL, MINNESOTA 55107

RES Project #:
12237

Date: 09/11/2012

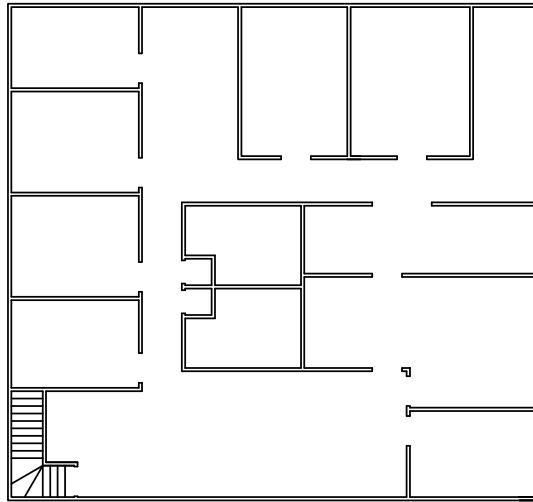
SHEET
A1
OF 6 SHEETS



STORAGE ABOVE PLAN

NORTH

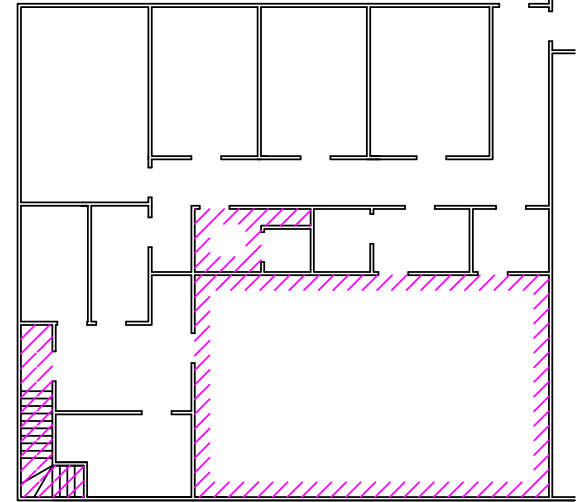
SCALE: NO SCALE



SECOND FLOOR PLAN

NORTH

SCALE: NO SCALE



FIRST FLOOR PLAN

NORTH

SCALE: NO SCALE

MATERIAL KEY



HOMOGENEOUS AREA - MMF
VINYL BASE MASTIC

REVISIONS

NO.	DATE	REMARKS

Reliable
Environmental
Solutions, Inc. **RES**

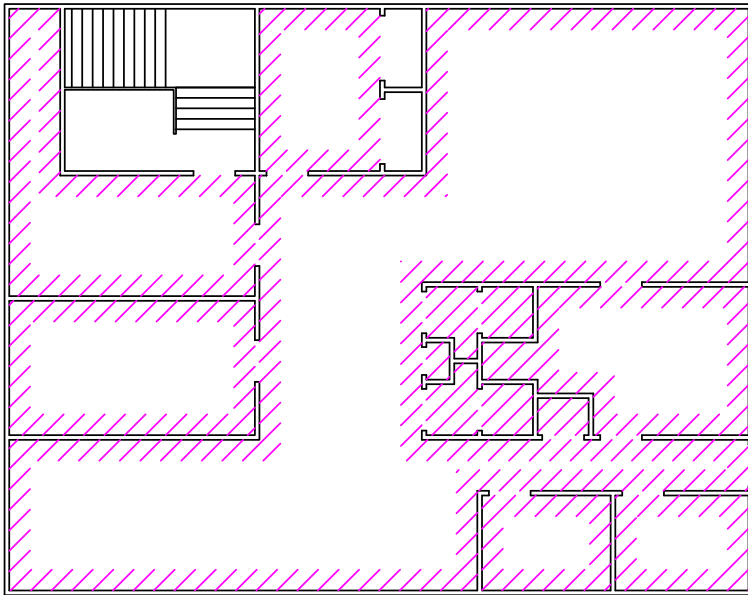
SUMMIT FOODS / MADISON FOODS

ASBESTOS INSPECTION FOR
AMERICOLD
240 CHESTER STREET
ST. PAUL, MINNESOTA 55107

RES Project #:
12237

Date:
09/11/2012
SHEET

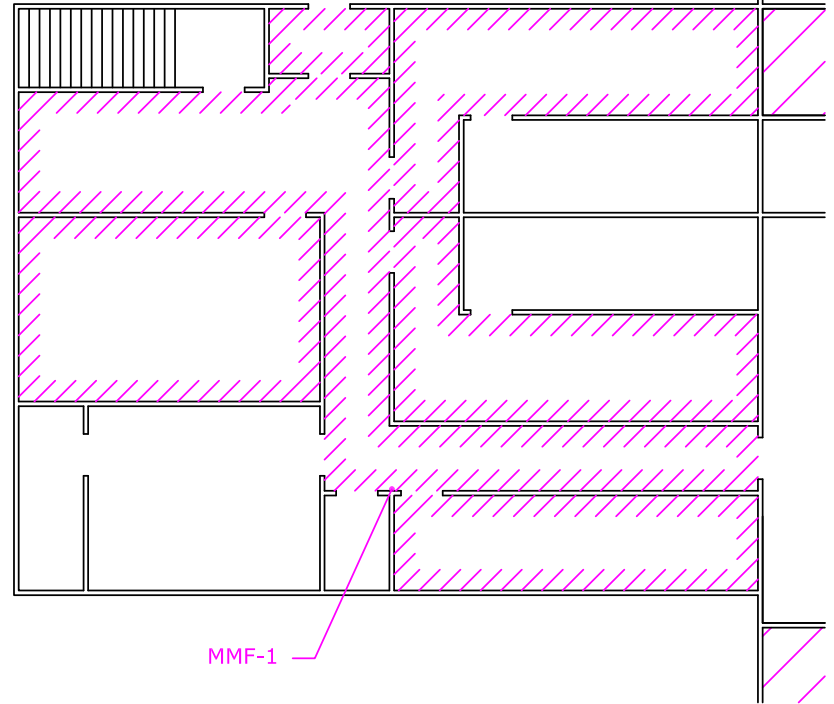
A2
OF 6 SHEETS



SECOND FLOOR PLAN

SCALE: NO SCALE

NORTH



FIRST FLOOR PLAN

SCALE: NO SCALE

NORTH



MMF-1

MATERIAL KEY



HOMOGENEOUS AREA - MMF
VINYL BASE MASTIC

REVISIONS		
NO.	DATE	REMARKS

Reliable
Environmental
Solutions, Inc. **RES**

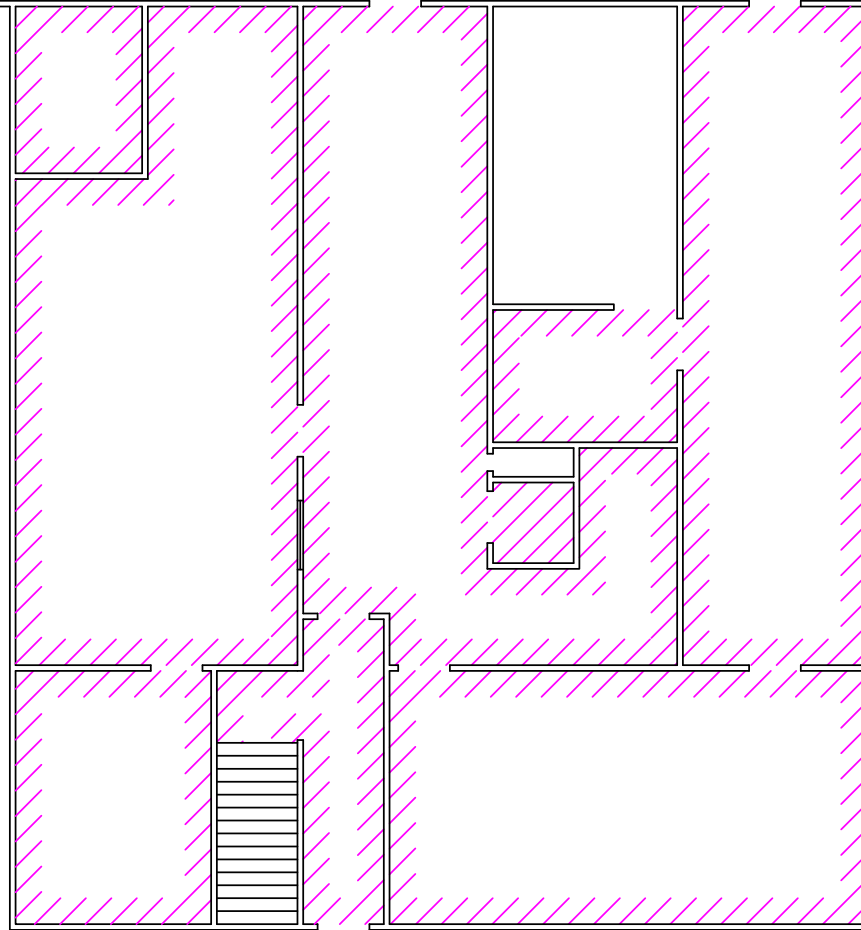
BALDINGERS BAKERY OFFICES

ASBESTOS INSPECTION FOR
 AMERICOLD
 240 CHESTER STREET
 ST. PAUL, MINNESOTA 55107


RES Project #:
12237

Date:
09/11/2012
SHEET


A3
OF 6 SHEETS



FIRST FLOOR PLAN



SCALE: NO SCALE

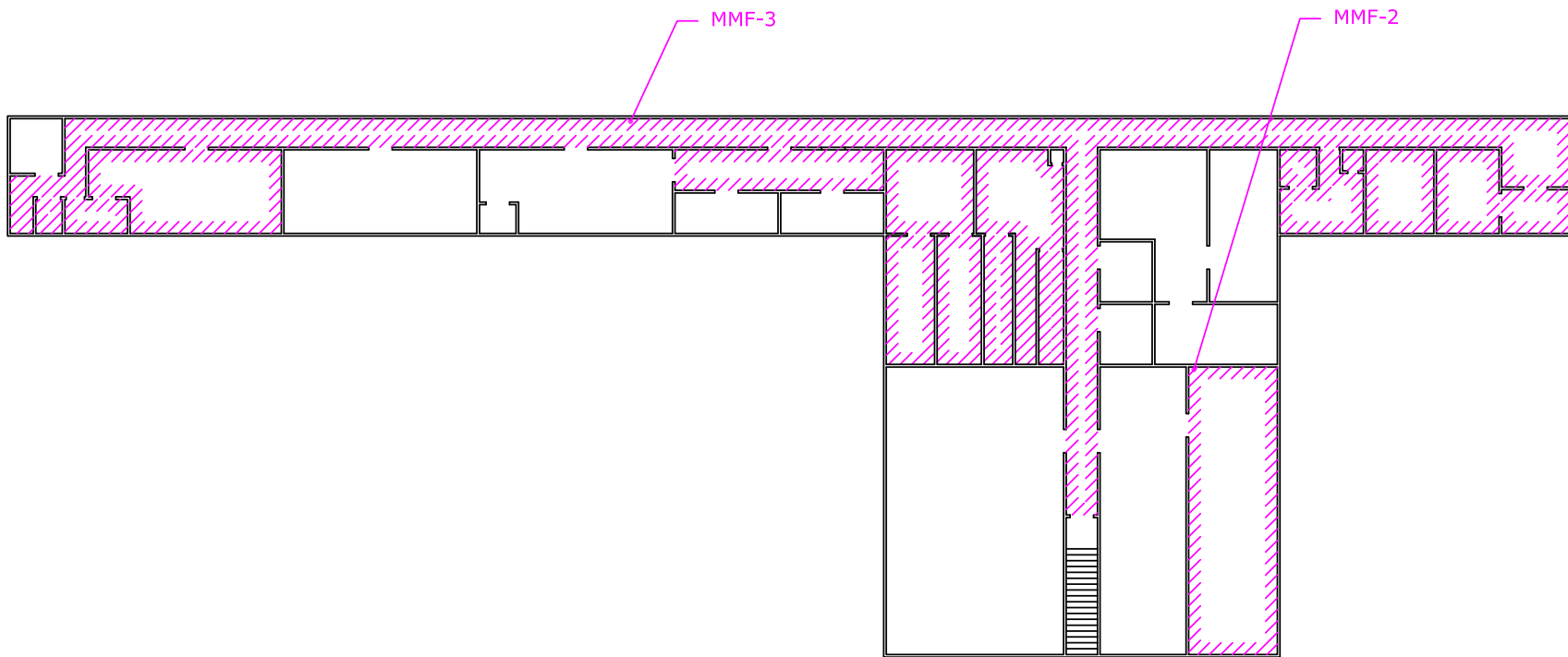
MATERIAL KEY	
	HOMOGENEOUS AREA - MMF VINYL BASE MASTIC

REVISIONS		
NO.	DATE	REMARKS

Reliable
Environmental
Solutions, Inc. **RES**

CENTER OFFICE
 ASBESTOS INSPECTION FOR
 AMERICOLD
 240 CHESTER STREET
 ST. PAUL, MINNESOTA 55107

RES Project #: 12237
 Date: 09/11/2012
 SHEET
A4
 OF 6 SHEETS



SECOND FLOOR PLAN

SCALE: NO SCALE

NORTH



MATERIAL KEY



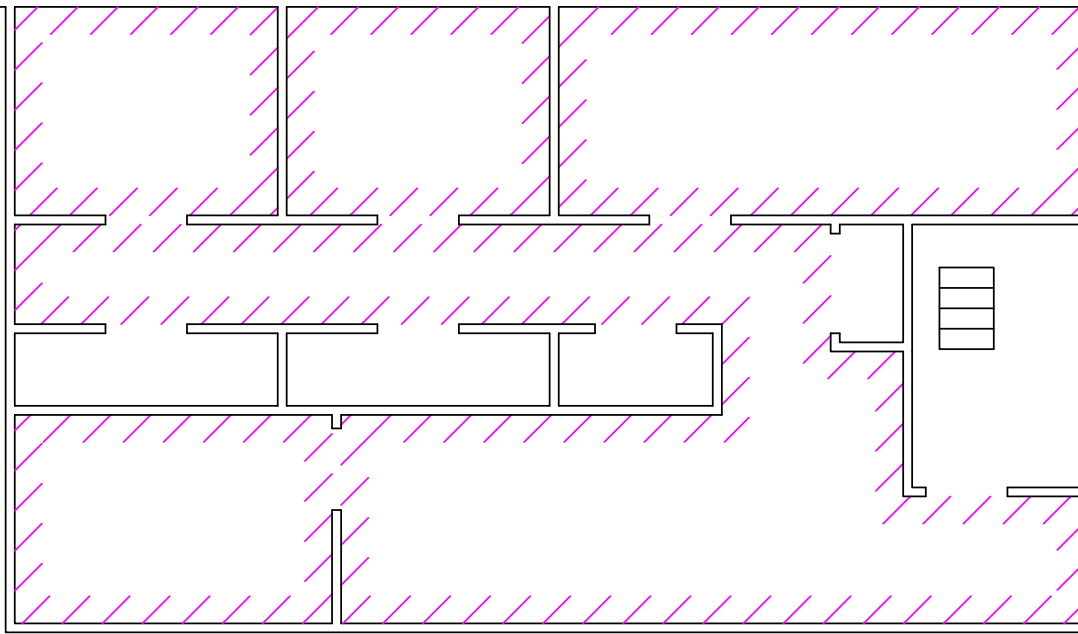
HOMOGENEOUS AREA - MMF-3
VINYL BASE MASTIC

REVISIONS		
NO.	DATE	REMARKS

Reliable
Environmental
Solutions, Inc. **RES**

CENTER OFFICE ABOVE DOCK
 ASBESTOS INSPECTION FOR
 AMERICOLD
 240 CHESTER STREET
 ST. PAUL, MINNESOTA 55107

RES Project #: 12237
 Date: 09/11/2012
 SHEET
A5
 OF 6 SHEETS



FIRST FLOOR PLAN

SCALE: NO SCALE



MATERIAL KEY



HOMOGENEOUS AREA - MMF
VINYL BASE MASTIC

REVISIONS		
NO.	DATE	REMARKS

Reliable
Environmental
Solutions, Inc. **RES**

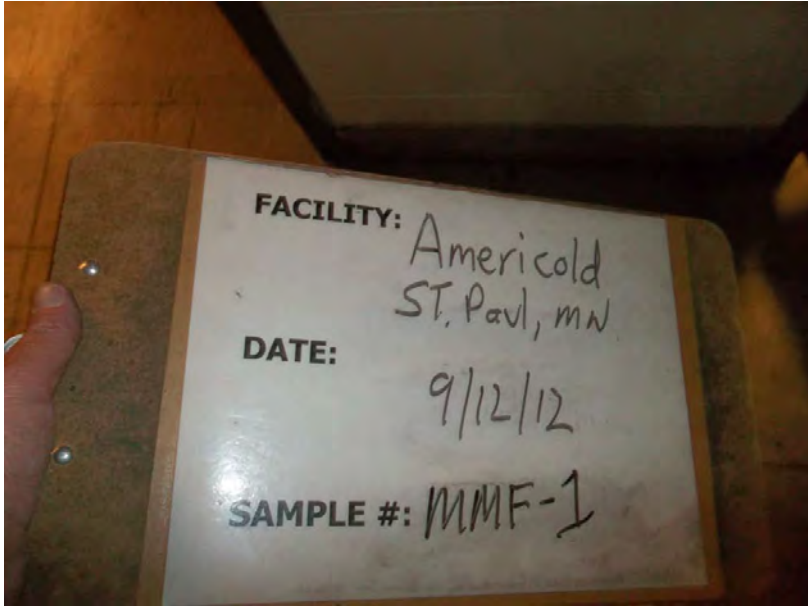
SOUTH OFFICE AREA

ASBESTOS INSPECTION FOR
 AMERICOLD
 240 CHESTER STREET
 ST. PAUL, MINNESOTA 55107

RES Project #: 12237

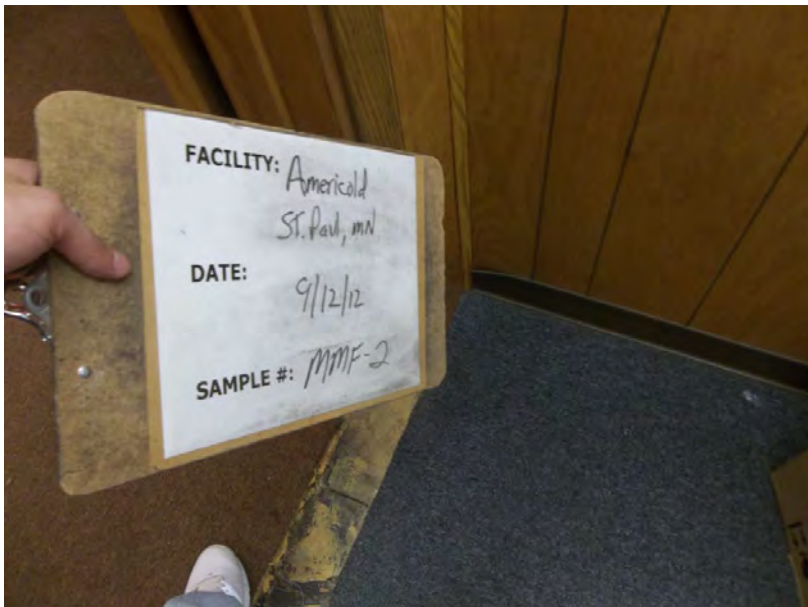
Date: 09/11/2012
 SHEET

A6
 OF 6 SHEETS



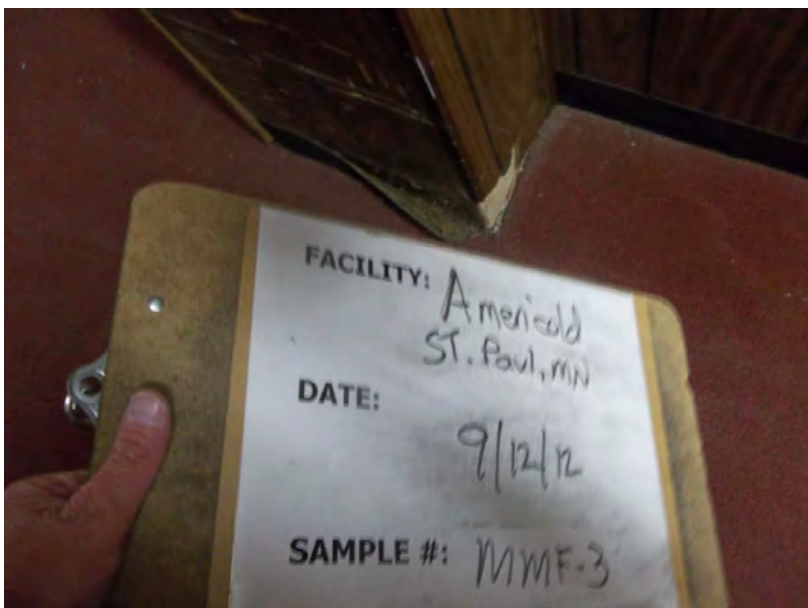
MMF-1

VINYL BASE MASTIC



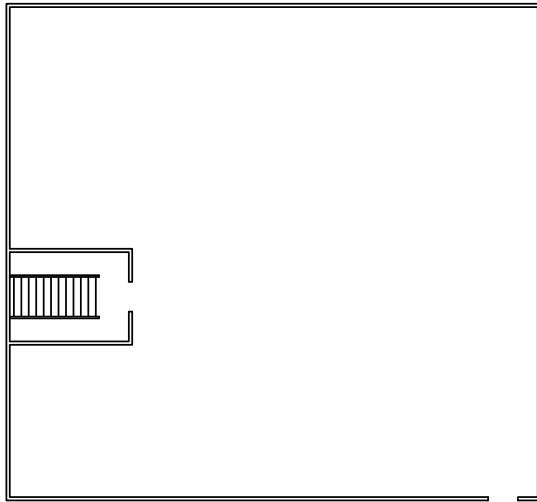
MMF-2

VINYL BASE MASTIC



MMF-3

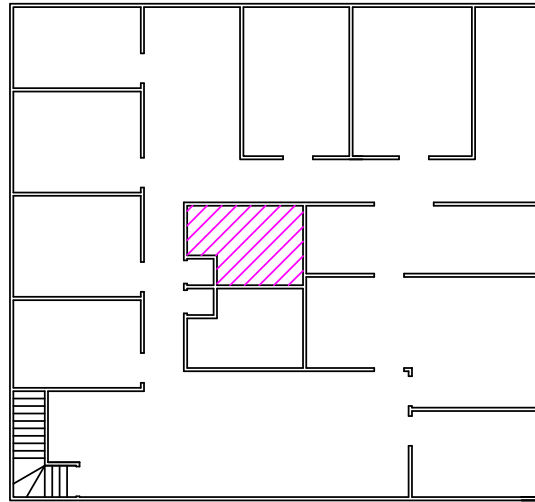
VINYL BASE MASTIC



STORAGE ABOVE PLAN

NORTH

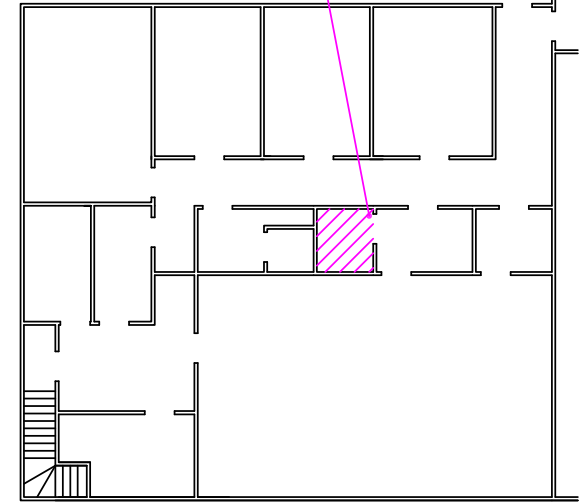
SCALE: NO SCALE



SECOND FLOOR PLAN

NORTH

SCALE: NO SCALE



FIRST FLOOR PLAN

NORTH

SCALE: NO SCALE

MATERIAL KEY



HOMOGENEOUS AREA - MMG
1" X 1" CERAMIC FLOOR TILE,
RED (MORTAR BED)

REVISIONS

NO.	DATE	REMARKS

Reliable
Environmental
Solutions, Inc. **RES**

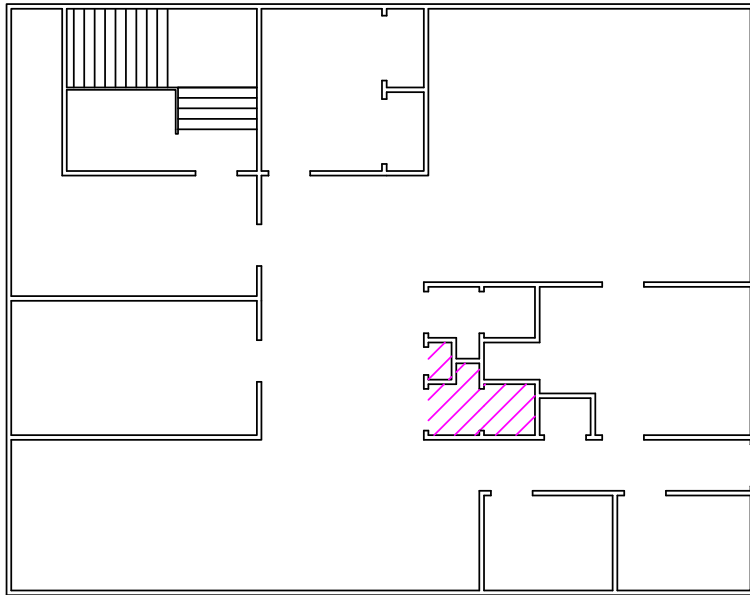
SUMMIT FOODS / MADISON FOODS

ASBESTOS INSPECTION FOR
AMERICOLD
240 CHESTER STREET
ST. PAUL, MINNESOTA 55107

RES Project #:
12237

Date:
09/11/2012
SHEET

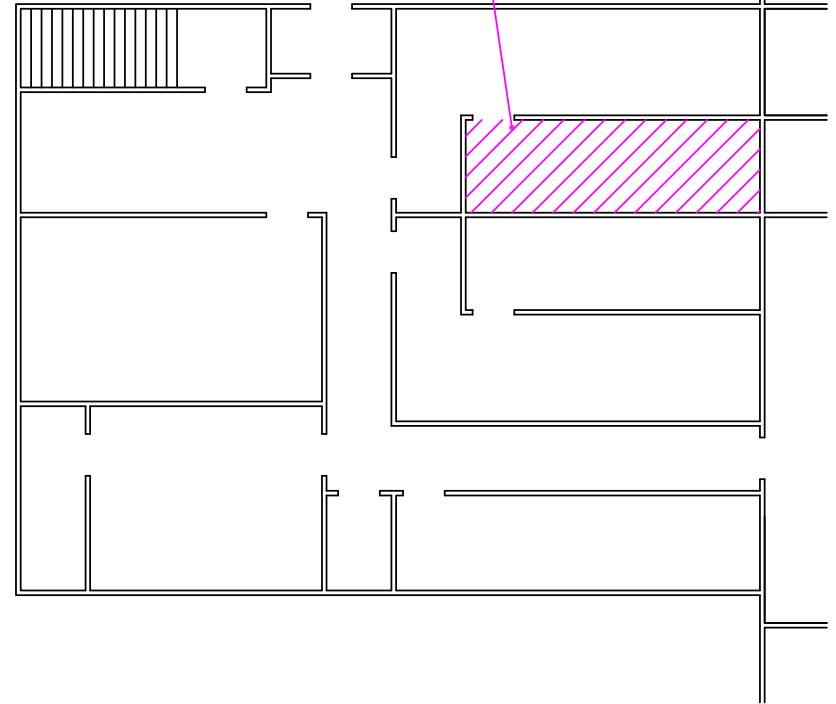
A1
OF 5 SHEETS



SECOND FLOOR PLAN

SCALE: NO SCALE

NORTH



FIRST FLOOR PLAN

SCALE: NO SCALE

NORTH



MATERIAL KEY



HOMOGENEOUS AREA - MMG
1" X 1" CERAMIC FLOOR TILE,
RED (MORTAR BED)

REVISIONS

NO.	DATE	REMARKS

Reliable
Environmental
Solutions, Inc. **RES**

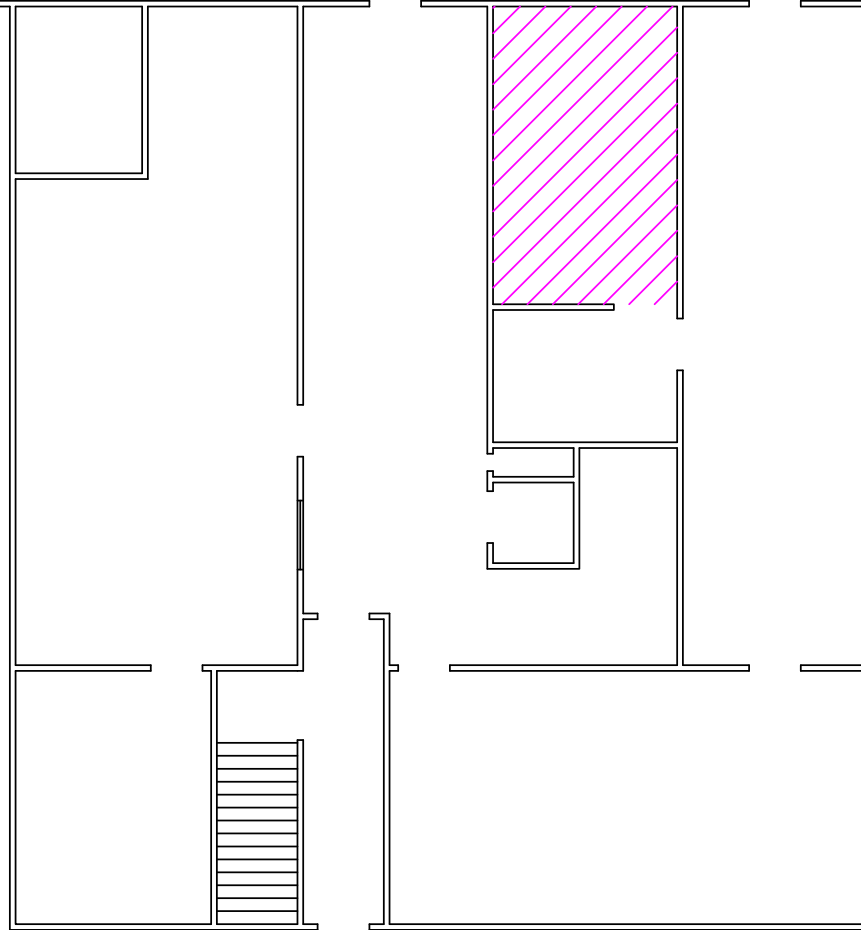
BALDINGERS BAKERY OFFICES

ASBESTOS INSPECTION FOR
AMERICOLD
240 CHESTER STREET
ST. PAUL, MINNESOTA 55107

RES Project #:
12237

Date:
09/11/2012
SHEET


A2
OF 5 SHEETS



FIRST FLOOR PLAN

SCALE: NO SCALE



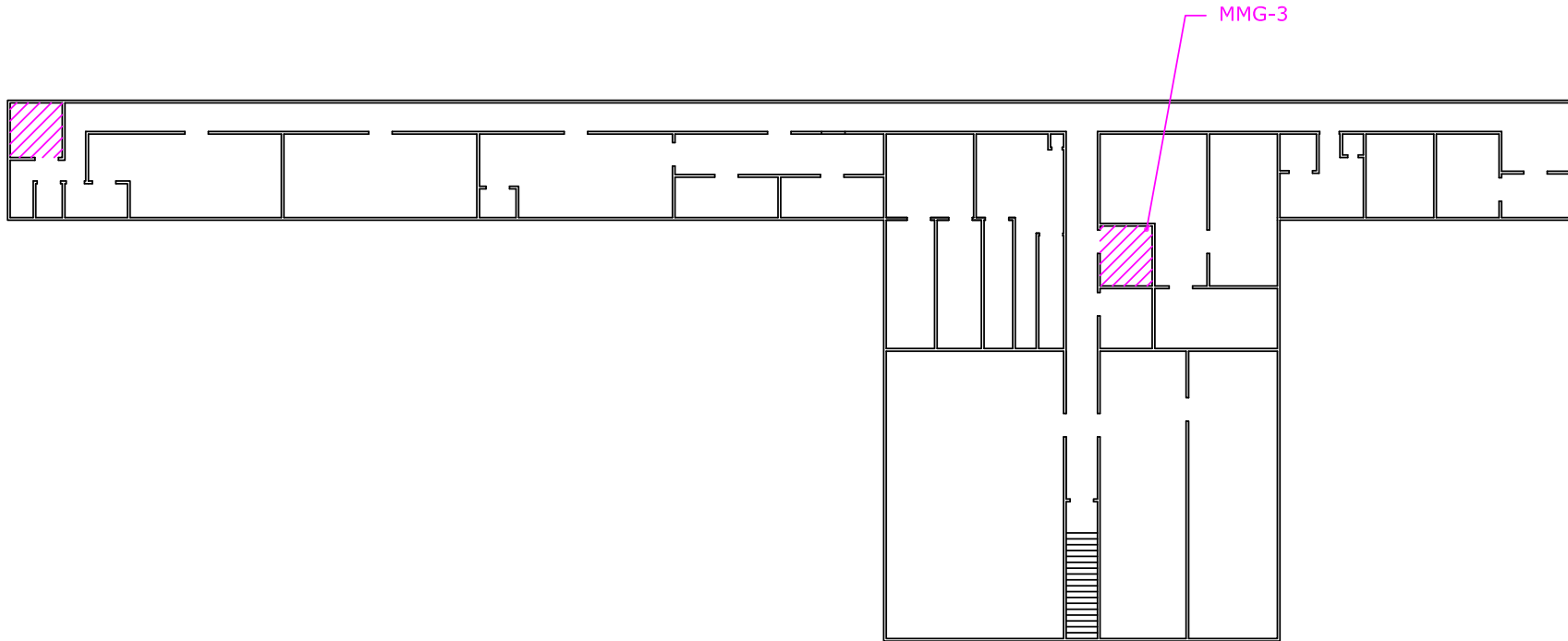
MATERIAL KEY	
	HOMOGENEOUS AREA - MMG 1" X 1" CERAMIC FLOOR TILE, RED (MORTAR BED)

REVISIONS		
NO.	DATE	REMARKS

Reliable
Environmental
Solutions, Inc. **RES**

CENTER OFFICE
 ASBESTOS INSPECTION FOR
 AMERICOLD
 240 CHESTER STREET
 ST. PAUL, MINNESOTA 55107

RES Project #: 12237
 Date: 09/11/2012
 SHEET
A3
 OF 5 SHEETS



SECOND FLOOR PLAN

SCALE: NO SCALE

NORTH



MATERIAL KEY



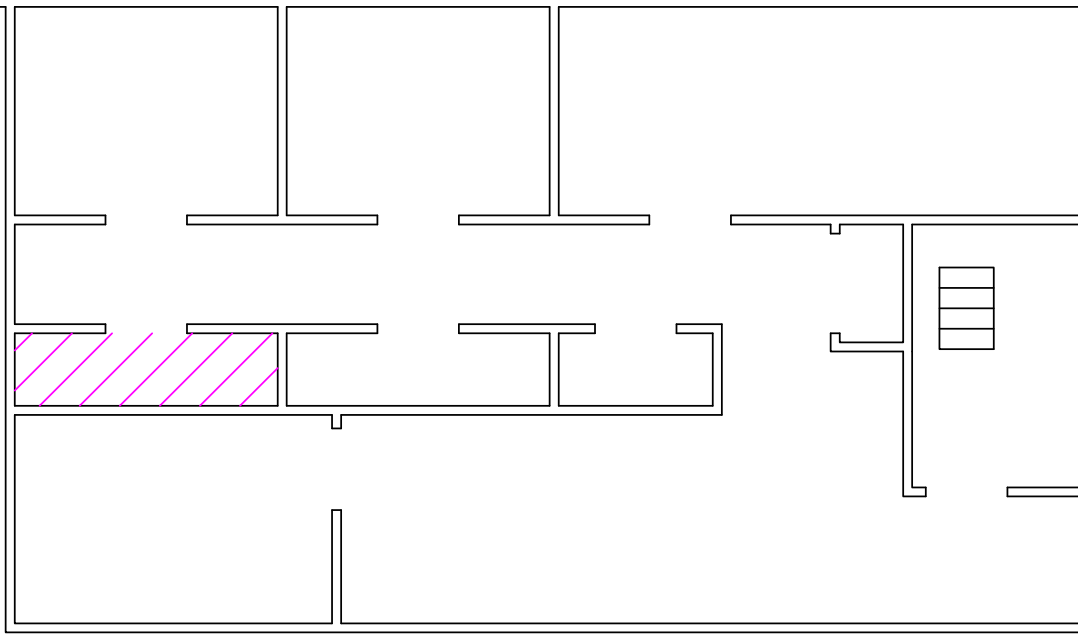
HOMOGENEOUS AREA - MMG
1" X 1" CERAMIC FLOOR TILE,
RED (MORTAR BED)

REVISIONS		
NO.	DATE	REMARKS

Reliable
Environmental
Solutions, Inc. **RES**

CENTER OFFICE ABOVE DOCK
 ASBESTOS INSPECTION FOR
 AMERICOLD
 240 CHESTER STREET
 ST. PAUL, MINNESOTA 55107

RES Project #: 12237
 Date: 09/11/2012
 SHEET
A4
 OF 5 SHEETS



FIRST FLOOR PLAN

SCALE: NO SCALE

NORTH



MATERIAL KEY



HOMOGENEOUS AREA - MMG
1" X 1" CERAMIC FLOOR TILE,
RED (MORTAR BED)

REVISIONS		
NO.	DATE	REMARKS

Reliable
Environmental
Solutions, Inc. **RES**

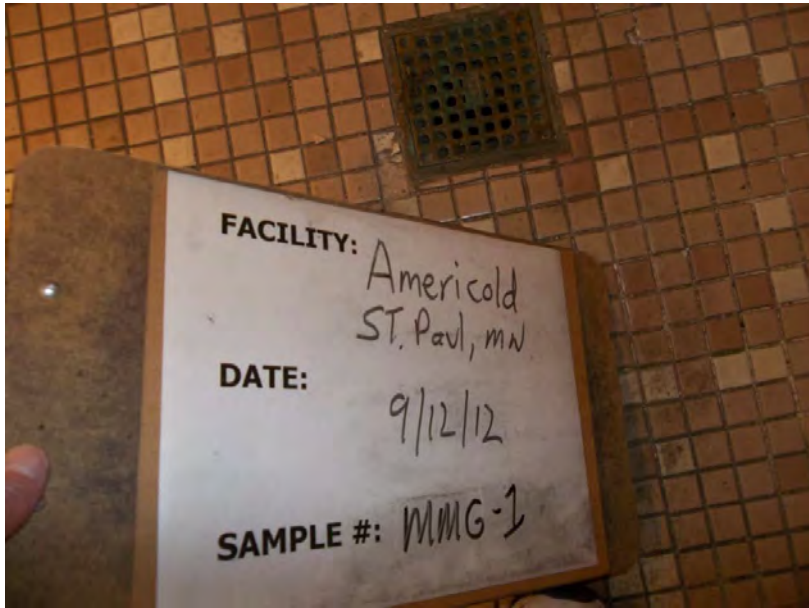
SOUTH OFFICE AREA

ASBESTOS INSPECTION FOR
AMERICOLD
240 CHESTER STREET
ST. PAUL, MINNESOTA 55107

RES Project #: 12237

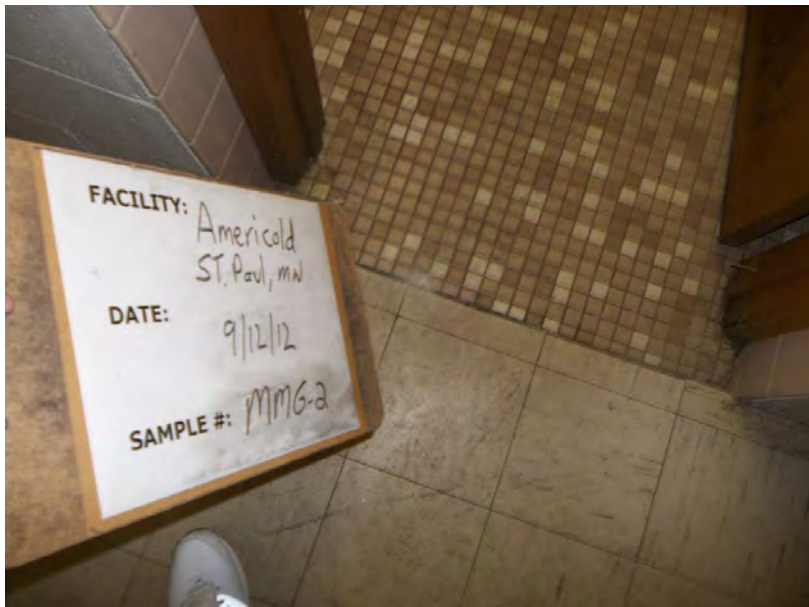
Date: 09/11/2012
SHEET

A5
OF 5 SHEETS



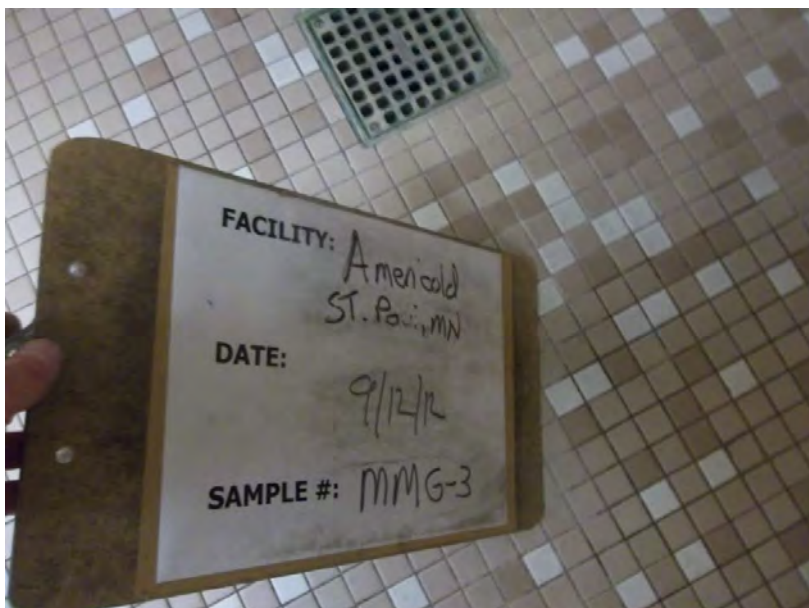
MMG-1

1" X 1" CERAMIC FLOOR TILE, RED
(MORTAR BED)



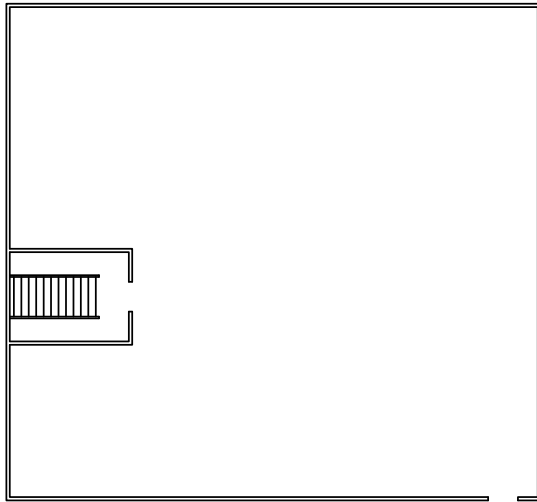
MMG-2

1" X 1" CERAMIC FLOOR TILE, RED
(MORTAR BED)



MMG-3

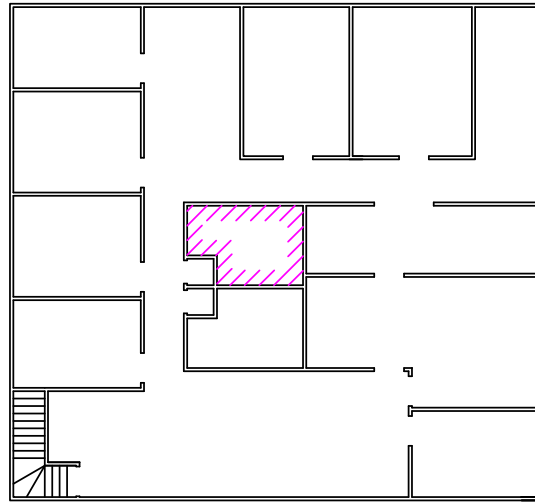
1" X 1" CERAMIC FLOOR TILE, RED
(MORTAR BED)



STORAGE ABOVE PLAN

NORTH

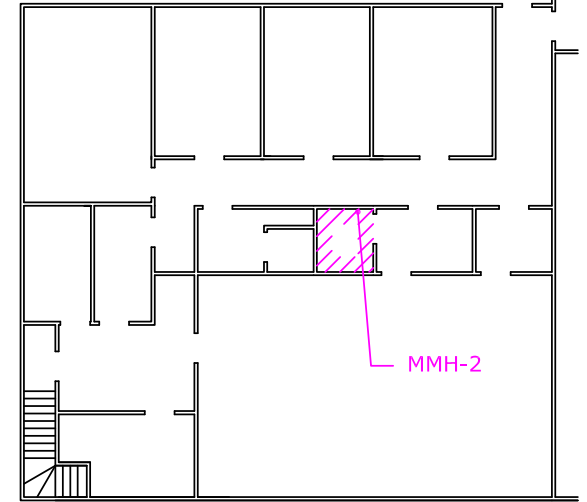
SCALE: NO SCALE



SECOND FLOOR PLAN

NORTH

SCALE: NO SCALE



FIRST FLOOR PLAN

NORTH

SCALE: NO SCALE

MATERIAL KEY



HOMOGENEOUS AREA - MMH
4" X 4" CERAMIC WALL TILE,
PINK (ADHESIVE)

REVISIONS		
NO.	DATE	REMARKS

Reliable
Environmental
Solutions, Inc. **RES**

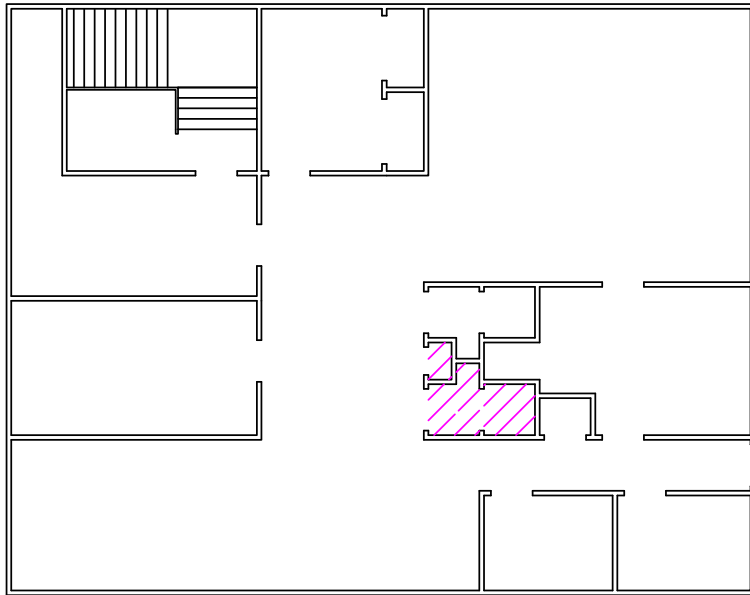
SUMMIT FOODS / MADISON FOODS

ASBESTOS INSPECTION FOR
AMERICOLD
240 CHESTER STREET
ST. PAUL, MINNESOTA 55107

RES Project #:
12237

Date:
09/11/2012
SHEET

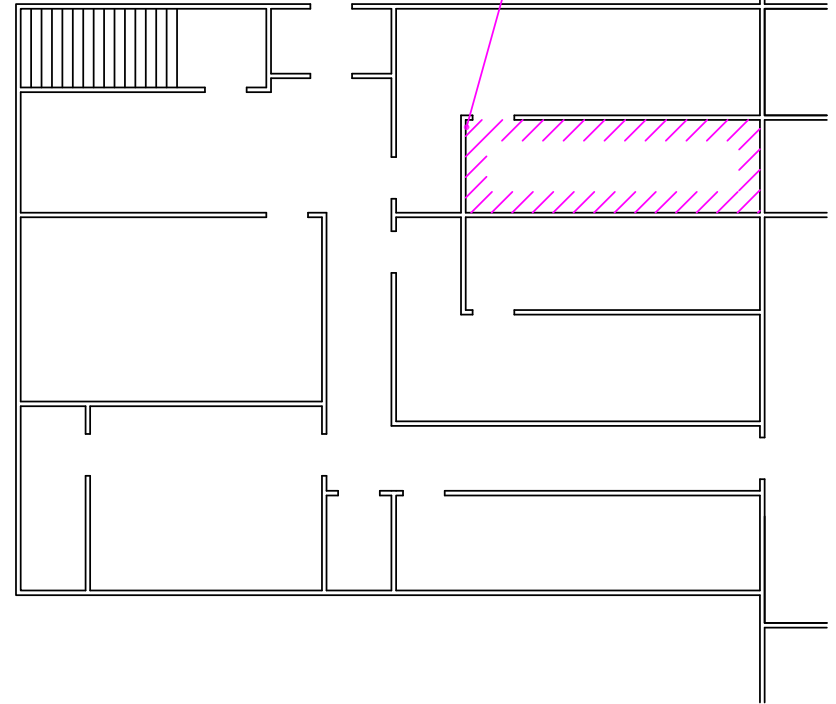
A1
OF 5 SHEETS



SECOND FLOOR PLAN

SCALE: NO SCALE

NORTH



FIRST FLOOR PLAN

SCALE: NO SCALE

NORTH



MATERIAL KEY



HOMOGENEOUS AREA - MMH
4" X 4" CERAMIC WALL TILE,
PINK (ADHESIVE)

REVISIONS		
NO.	DATE	REMARKS

Reliable
Environmental
Solutions, Inc. **RES**

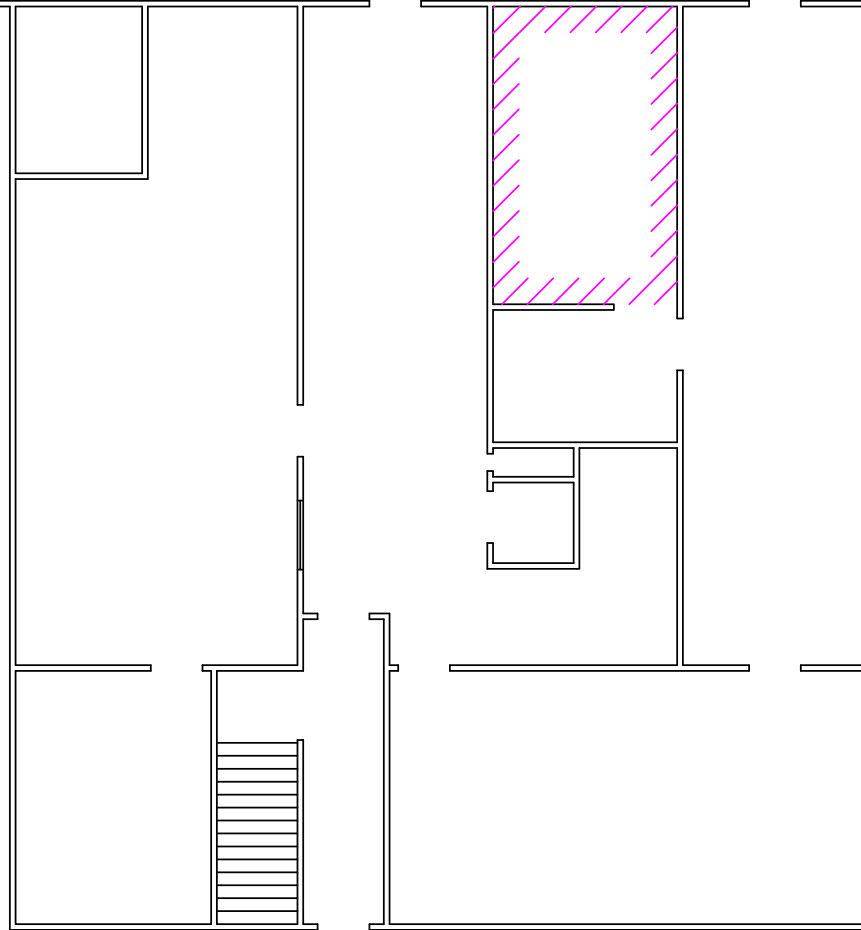
BALDINGERS BAKERY OFFICES

ASBESTOS INSPECTION FOR
AMERICOLD
240 CHESTER STREET
ST. PAUL, MINNESOTA 55107


RES Project #:
12237

Date:
09/11/2012
SHEET


A2
OF 5 SHEETS



FIRST FLOOR PLAN



SCALE: NO SCALE

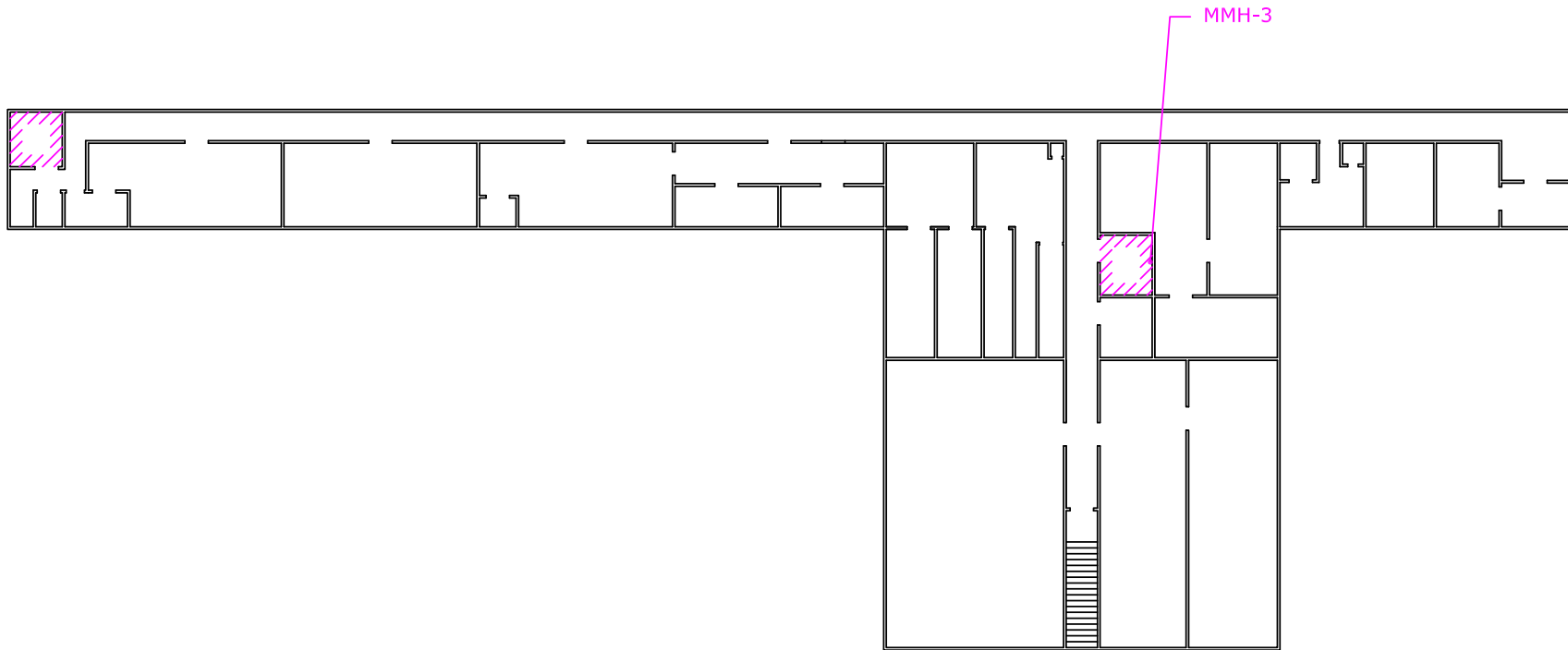
MATERIAL KEY	
	HOMOGENEOUS AREA - MMH 4" X 4" CERAMIC WALL TILE, PINK (ADHESIVE)

REVISIONS		
NO.	DATE	REMARKS

Reliable
Environmental
Solutions, Inc. **RES**

CENTER OFFICE
 ASBESTOS INSPECTION FOR
 AMERICOLD
 240 CHESTER STREET
 ST. PAUL, MINNESOTA 55107

RES Project #: 12237
 Date: 09/11/2012
 SHEET
A3
 OF 5 SHEETS



SECOND FLOOR PLAN

SCALE: NO SCALE

NORTH



MATERIAL KEY



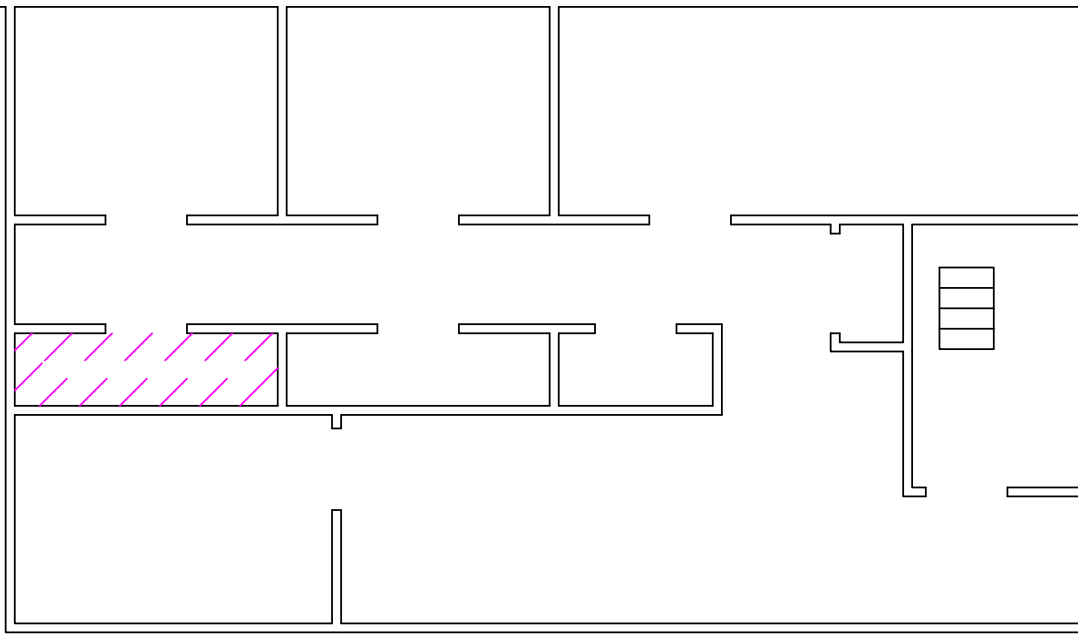
HOMOGENEOUS AREA - MMH
4" X 4" CERAMIC WALL TILE,
PINK (ADHESIVE)

REVISIONS		
NO.	DATE	REMARKS

Reliable
Environmental
Solutions, Inc. **RES**

CENTER OFFICE ABOVE DOCK
ASBESTOS INSPECTION FOR
AMERICOLD
240 CHESTER STREET
ST. PAUL, MINNESOTA 55107

RES Project #: 12237
Date: 09/11/2012
SHEET
A4
OF 5 SHEETS




FIRST FLOOR PLAN

SCALE: NO SCALE

NORTH

MATERIAL KEY

 HOMOGENEOUS AREA - MMH
4" X 4" CERAMIC WALL TILE,
PINK (ADHESIVE)

REVISIONS		
NO.	DATE	REMARKS

Reliable
Environmental
Solutions, Inc. **RES**

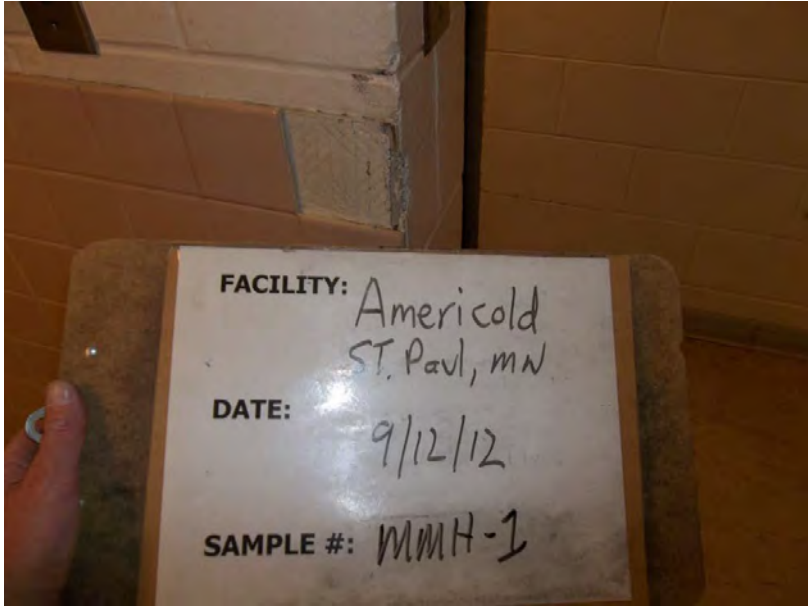
SOUTH OFFICE AREA

ASBESTOS INSPECTION FOR
AMERICOLD
240 CHESTER STREET
ST. PAUL, MINNESOTA 55107

RES Project #:
12237

Date:
09/11/2012
SHEET

A5
OF 5 SHEETS



MMH-1

4" X 4" CERAMIC WALL TILE, PINK
(ADHESIVE)



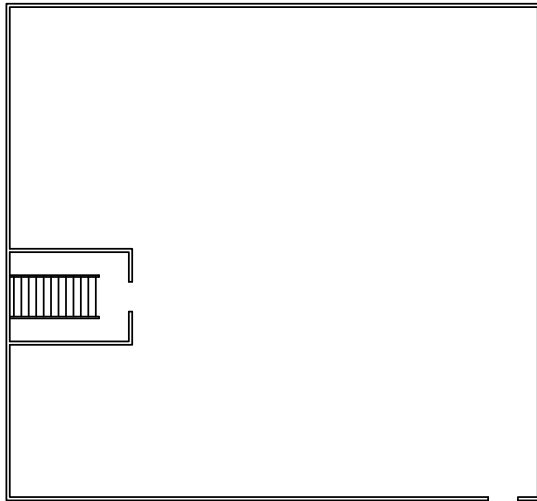
MMH-2

4" X 4" CERAMIC WALL TILE, PINK
(ADHESIVE)



MMH-3

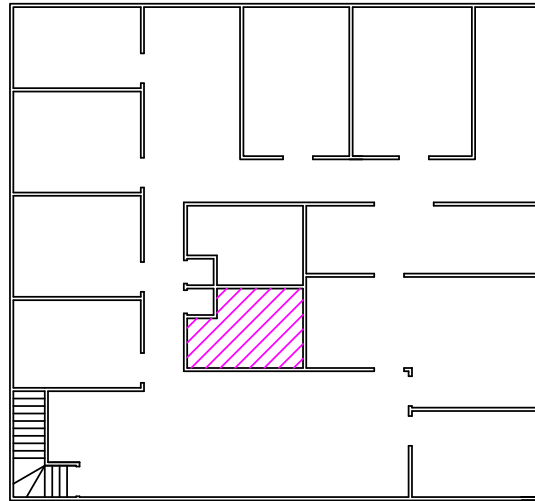
4" X 4" CERAMIC WALL TILE, PINK
(ADHESIVE)



STORAGE ABOVE PLAN

NORTH

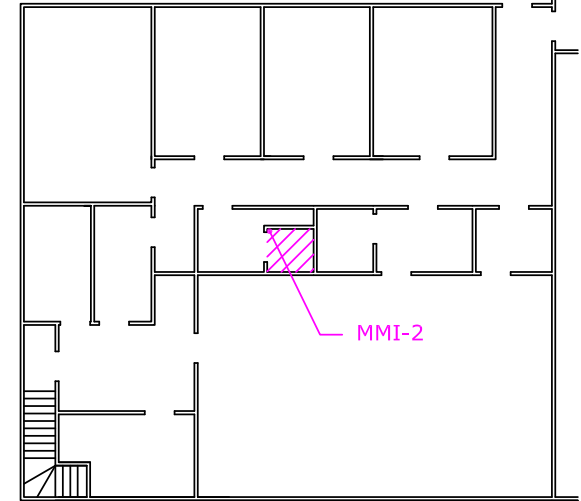
SCALE: NO SCALE



SECOND FLOOR PLAN

NORTH

SCALE: NO SCALE



FIRST FLOOR PLAN

NORTH

SCALE: NO SCALE

MATERIAL KEY



HOMOGENEOUS AREA - MMI
1" X 1" CERAMIC FLOOR TILE,
GREEN (MORTAR BED)

REVISIONS

NO.	DATE	REMARKS

Reliable
Environmental
Solutions, Inc. **RES**

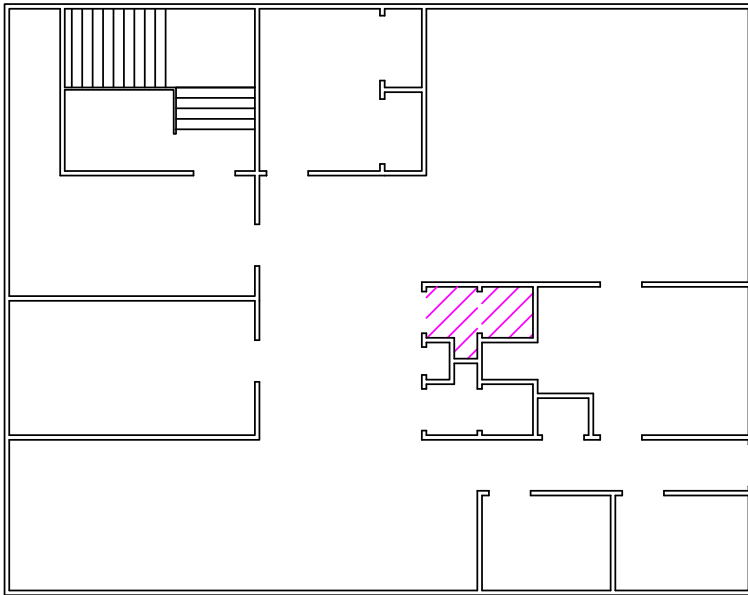
SUMMIT FOODS / MADISON FOODS

ASBESTOS INSPECTION FOR
AMERICOLD
240 CHESTER STREET
ST. PAUL, MINNESOTA 55107

RES Project #:
12237

Date:
09/11/2012
SHEET

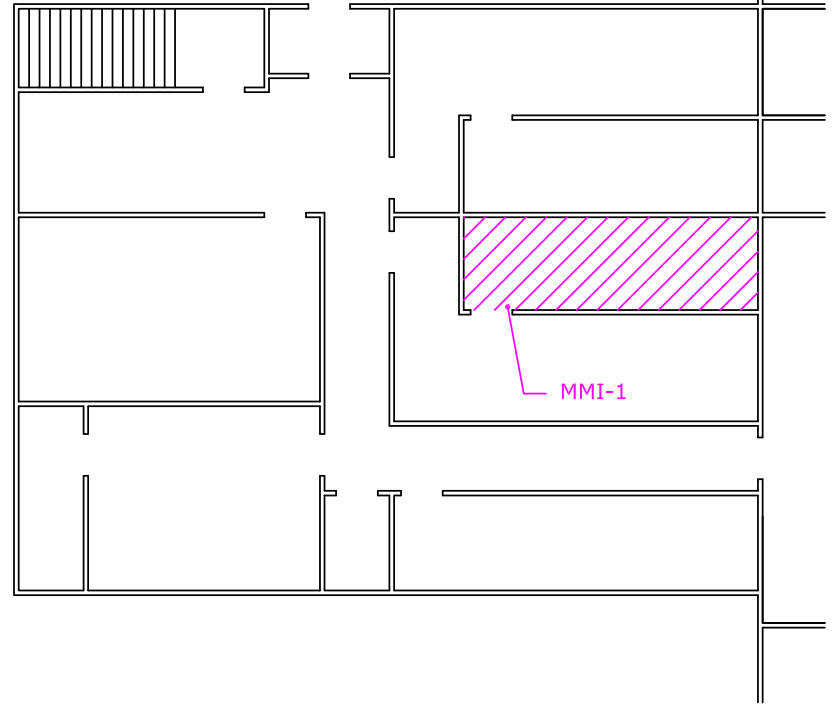
A1
OF 3 SHEETS



SECOND FLOOR PLAN

SCALE: NO SCALE

NORTH



FIRST FLOOR PLAN

SCALE: NO SCALE

NORTH



MATERIAL KEY



HOMOGENEOUS AREA - MMI
1" X 1" CERAMIC FLOOR TILE,
GREEN (MORTAR BED)

REVISIONS

NO.	DATE	REMARKS

Reliable
Environmental
Solutions, Inc. **RES**

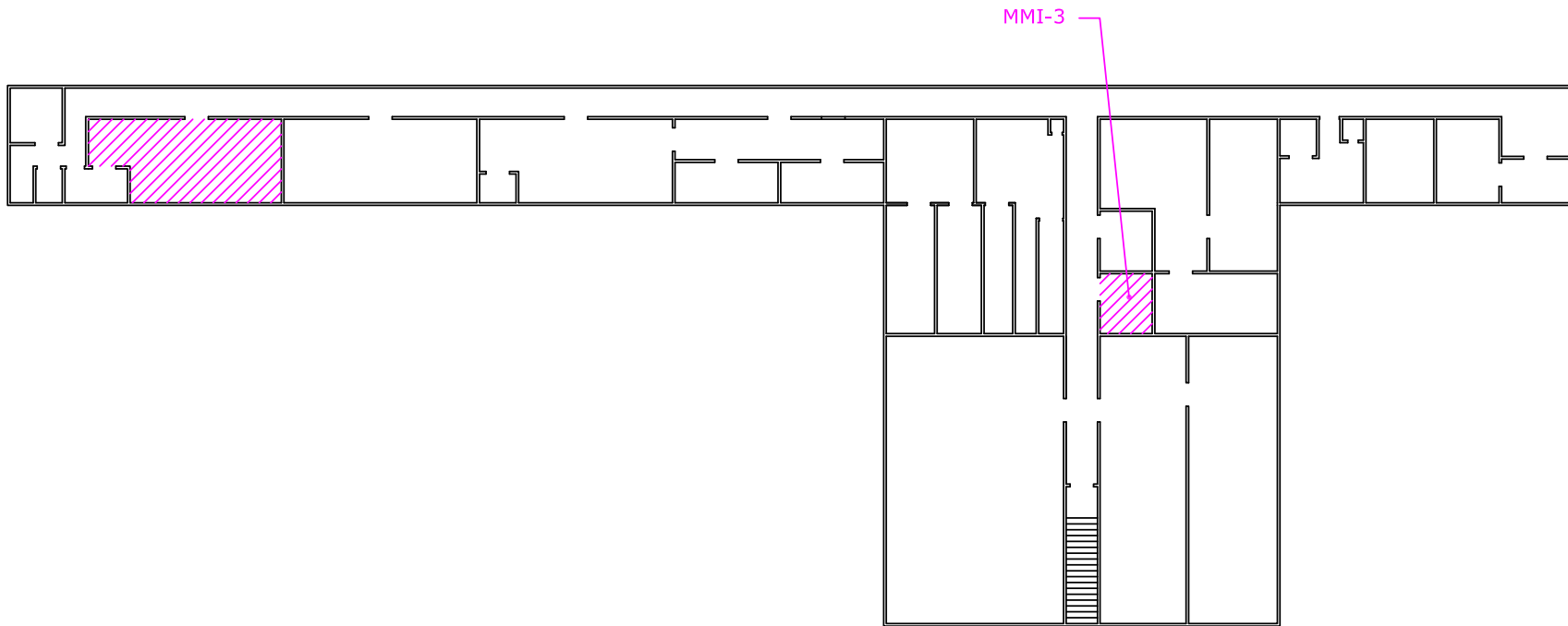
BALDINGERS BAKERY OFFICES

ASBESTOS INSPECTION FOR
AMERICOLD
240 CHESTER STREET
ST. PAUL, MINNESOTA 55107

RES Project #:
12237

Date:
09/11/2012
SHEET

A2
OF 3 SHEETS



SECOND FLOOR PLAN

SCALE: NO SCALE

NORTH



MATERIAL KEY



HOMOGENEOUS AREA - MMI
1" X 1" CERAMIC FLOOR TILE,
GREEN (MORTAR BED)

REVISIONS		
NO.	DATE	REMARKS

Reliable
Environmental
Solutions, Inc. **RES**

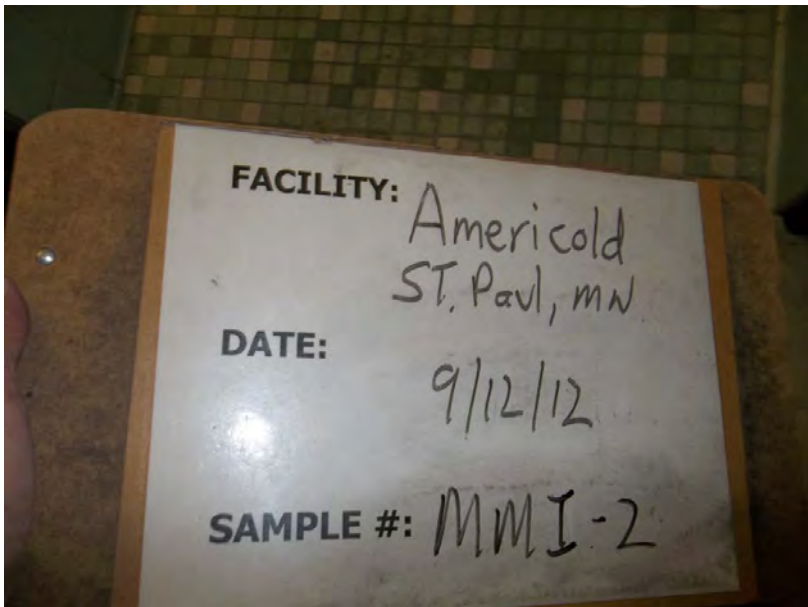
CENTER OFFICE ABOVE DOCK
ASBESTOS INSPECTION FOR
AMERICOLD
240 CHESTER STREET
ST. PAUL, MINNESOTA 55107

RES Project #: 12237
Date: 09/11/2012
SHEET
A3
OF 3 SHEETS



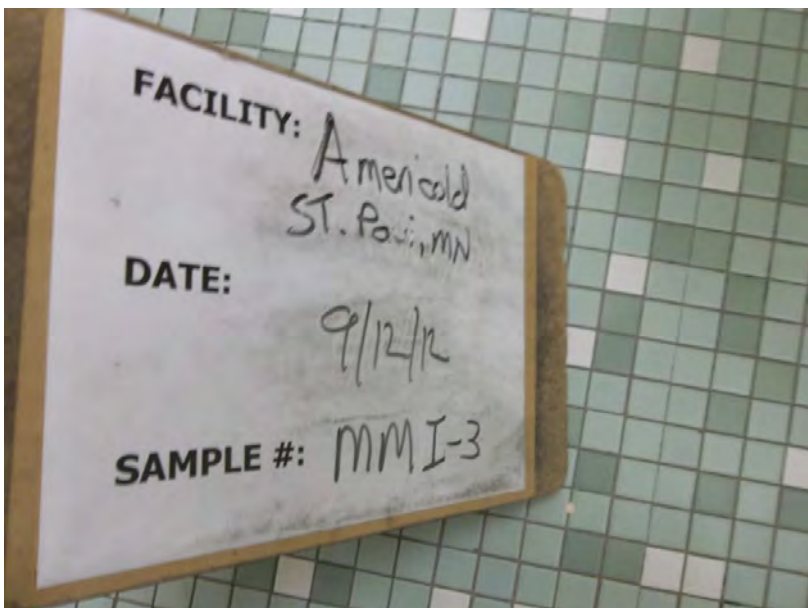
MMI-1

1" X 1" CERAMIC FLOOR TILE, GREEN
(MORTAR BED)



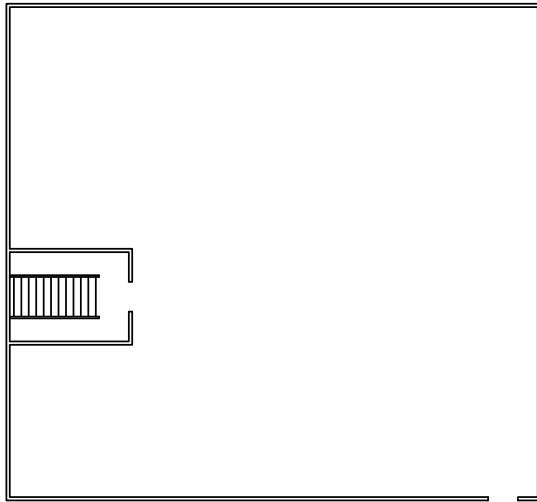
MMI-2

1" X 1" CERAMIC FLOOR TILE, GREEN
(MORTAR BED)



MMI-3

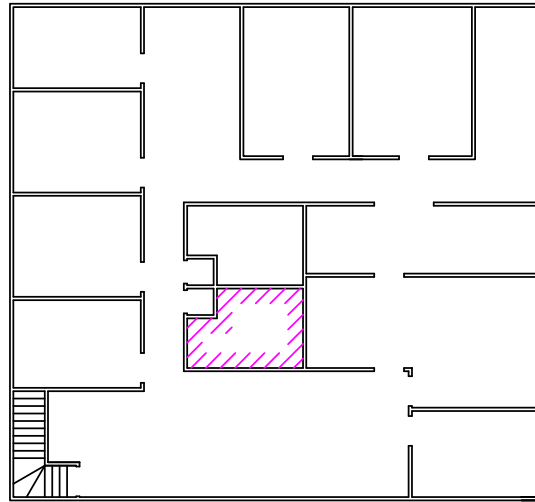
1" X 1" CERAMIC FLOOR TILE, GREEN
(MORTAR BED)



STORAGE ABOVE PLAN

NORTH

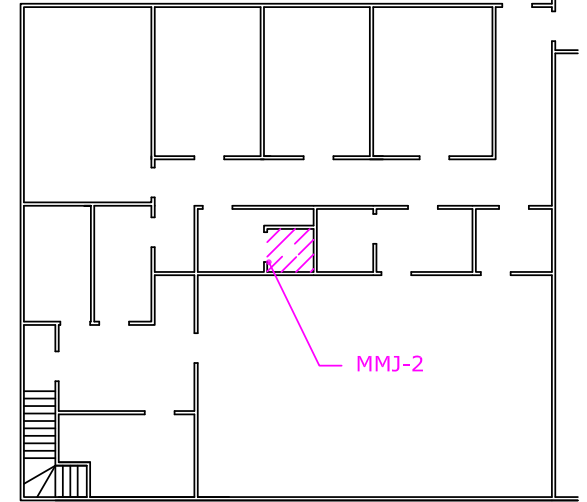
SCALE: NO SCALE



SECOND FLOOR PLAN

NORTH

SCALE: NO SCALE



FIRST FLOOR PLAN

NORTH

SCALE: NO SCALE

MATERIAL KEY



HOMOGENEOUS AREA - MMJ
4" X 4" CERAMIC WALL TILE,
GREEN (ADHESIVE)

REVISIONS		
NO.	DATE	REMARKS

Reliable
Environmental
Solutions, Inc. **RES**

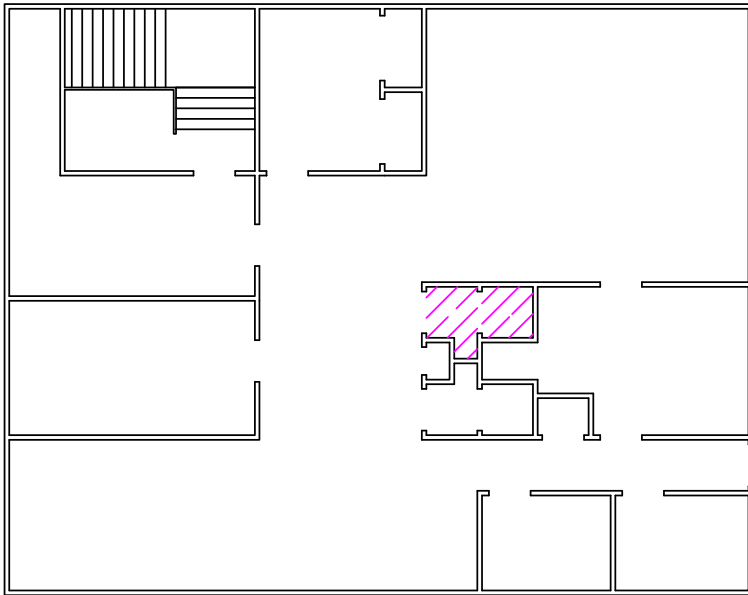
SUMMIT FOODS / MADISON FOODS

ASBESTOS INSPECTION FOR
AMERICOLD
240 CHESTER STREET
ST. PAUL, MINNESOTA 55107

RES Project #:
12237

Date:
09/11/2012
SHEET

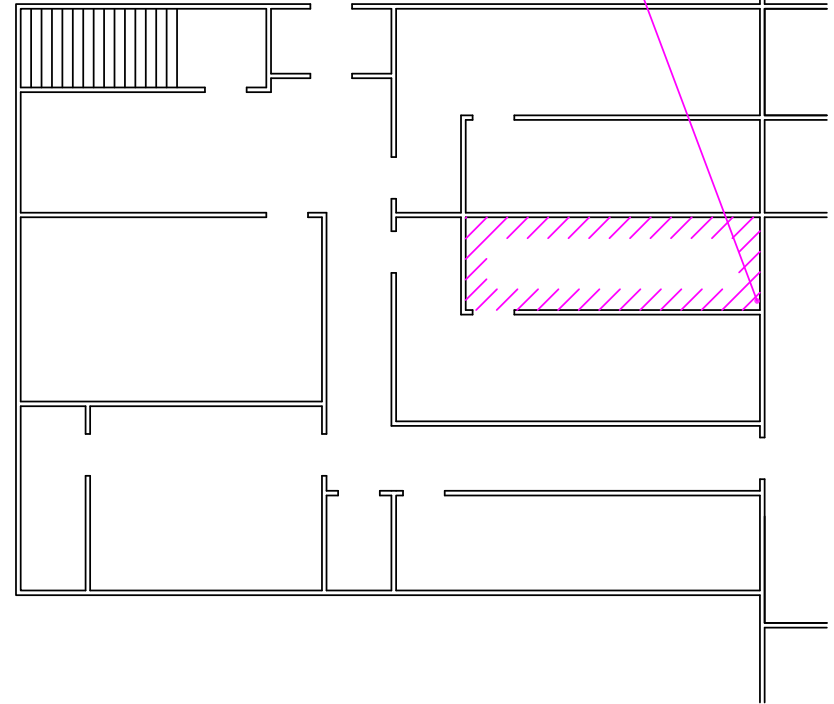
A1
OF 3 SHEETS



SECOND FLOOR PLAN

SCALE: NO SCALE

NORTH



FIRST FLOOR PLAN

SCALE: NO SCALE

NORTH



MATERIAL KEY



HOMOGENEOUS AREA - MMJ
4" X 4" CERAMIC WALL TILE,
GREEN (ADHESIVE)

REVISIONS		
NO.	DATE	REMARKS

Reliable
Environmental
Solutions, Inc. **RES**

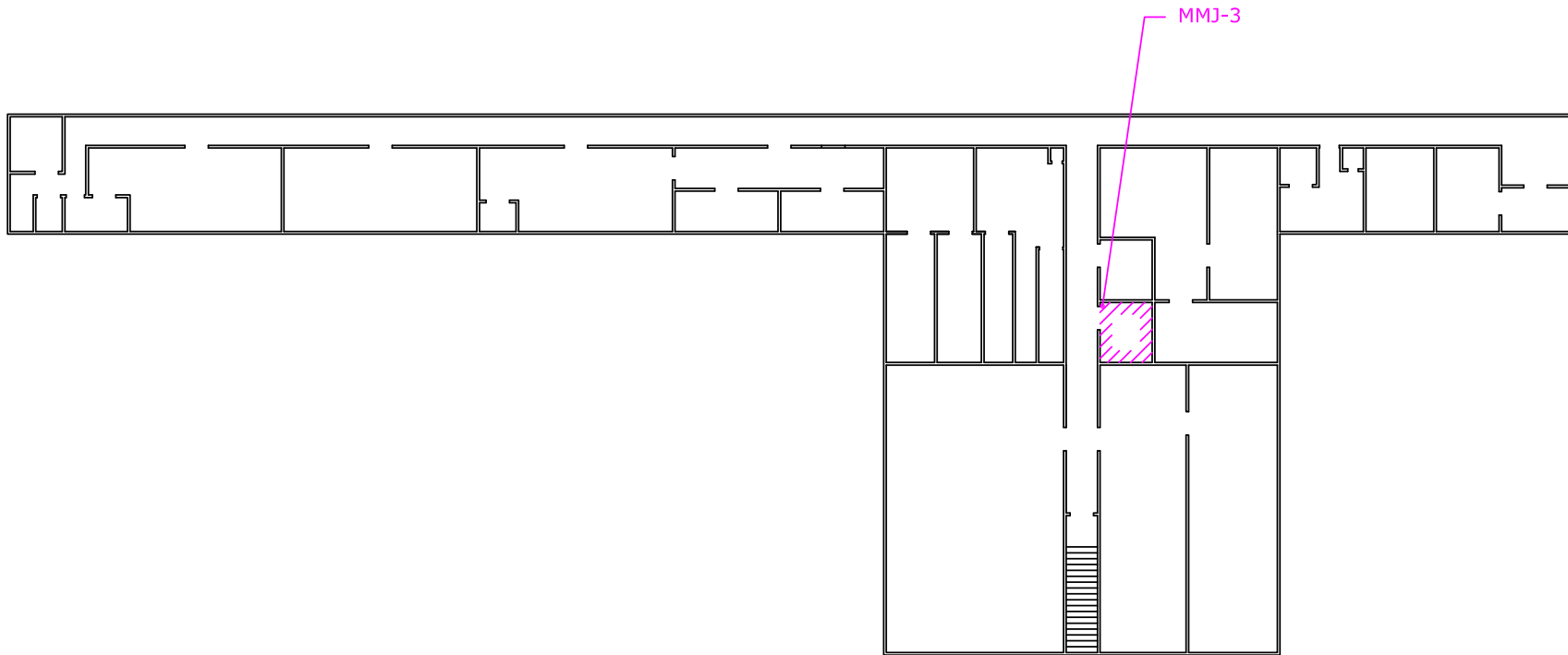
BALDINGERS BAKERY OFFICES

ASBESTOS INSPECTION FOR
AMERICOLD
240 CHESTER STREET
ST. PAUL, MINNESOTA 55107

RES Project #:
12237

Date: 09/11/2012
SHEET

A2
OF 3 SHEETS



SECOND FLOOR PLAN

SCALE: NO SCALE

NORTH



MATERIAL KEY



HOMOGENEOUS AREA - MMJ
4" X 4" CERAMIC WALL TILE,
GREEN (ADHESIVE)

REVISIONS		
NO.	DATE	REMARKS

Reliable
Environmental
Solutions, Inc. **RES**

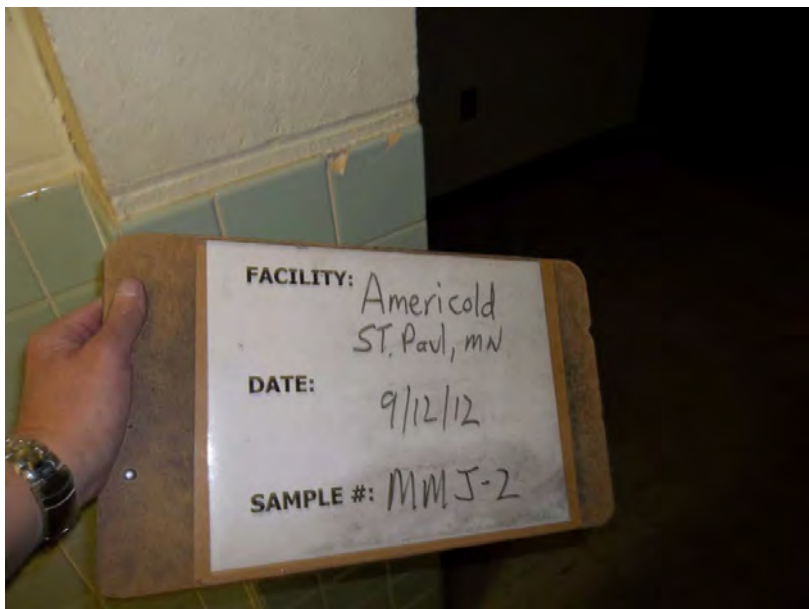
CENTER OFFICE ABOVE DOCK
ASBESTOS INSPECTION FOR
AMERICOLD
240 CHESTER STREET
ST. PAUL, MINNESOTA 55107

RES Project #: 12237
Date: 09/11/2012
SHEET
A3
OF 3 SHEETS



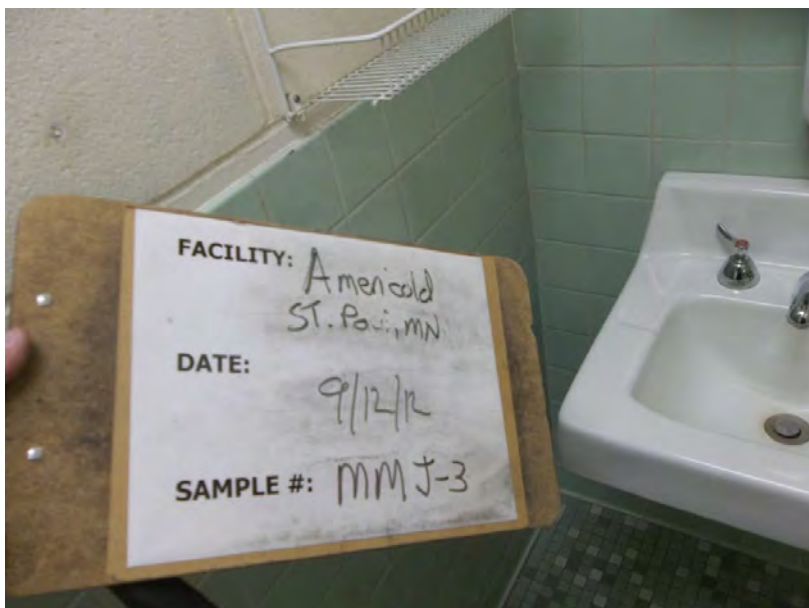
MMJ-1

4" X 4" CERAMIC WALL TILE, GREEN
(ADHESIVE)



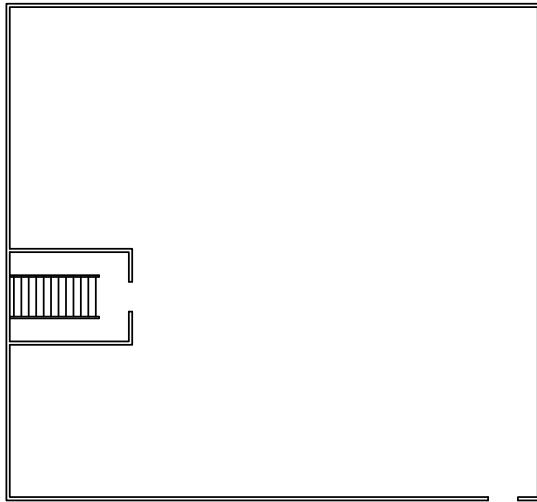
MMJ-2

4" X 4" CERAMIC WALL TILE, GREEN
(ADHESIVE)



MMJ-3

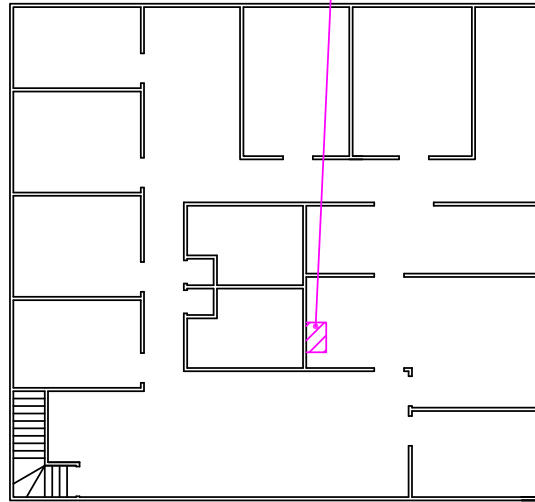
4" X 4" CERAMIC WALL TILE, GREEN
(ADHESIVE)



STORAGE ABOVE PLAN

NORTH

SCALE: NO SCALE

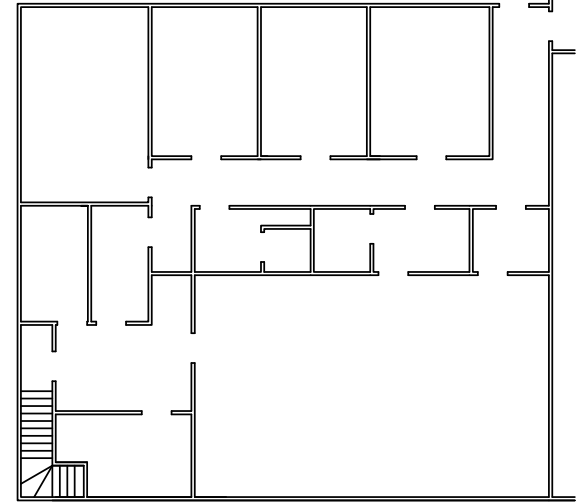


MMN-1,2,3

SECOND FLOOR PLAN

NORTH

SCALE: NO SCALE



FIRST FLOOR PLAN

NORTH

SCALE: NO SCALE

MATERIAL KEY



HOMOGENEOUS AREA - MMN
SINK COATING, WHITE

REVISIONS		
NO.	DATE	REMARKS

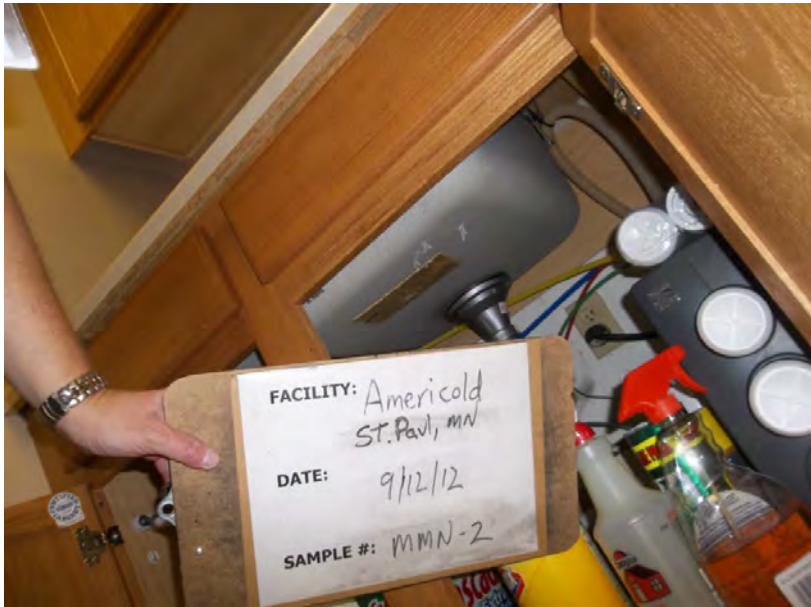
Reliable
Environmental
Solutions, Inc. **RES**

SUMMIT FOODS / MADISON FOODS
 ASBESTOS INSPECTION FOR
 AMERICOLD
 240 CHESTER STREET
 ST. PAUL, MINNESOTA 55107

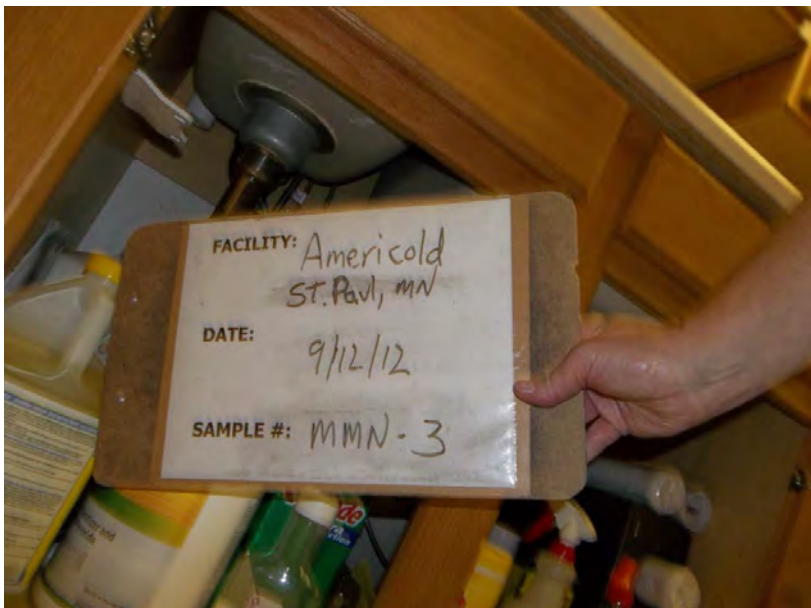
RES Project #:
12237
 Date: 09/11/2012
 SHEET
A1
 OF 1 SHEET



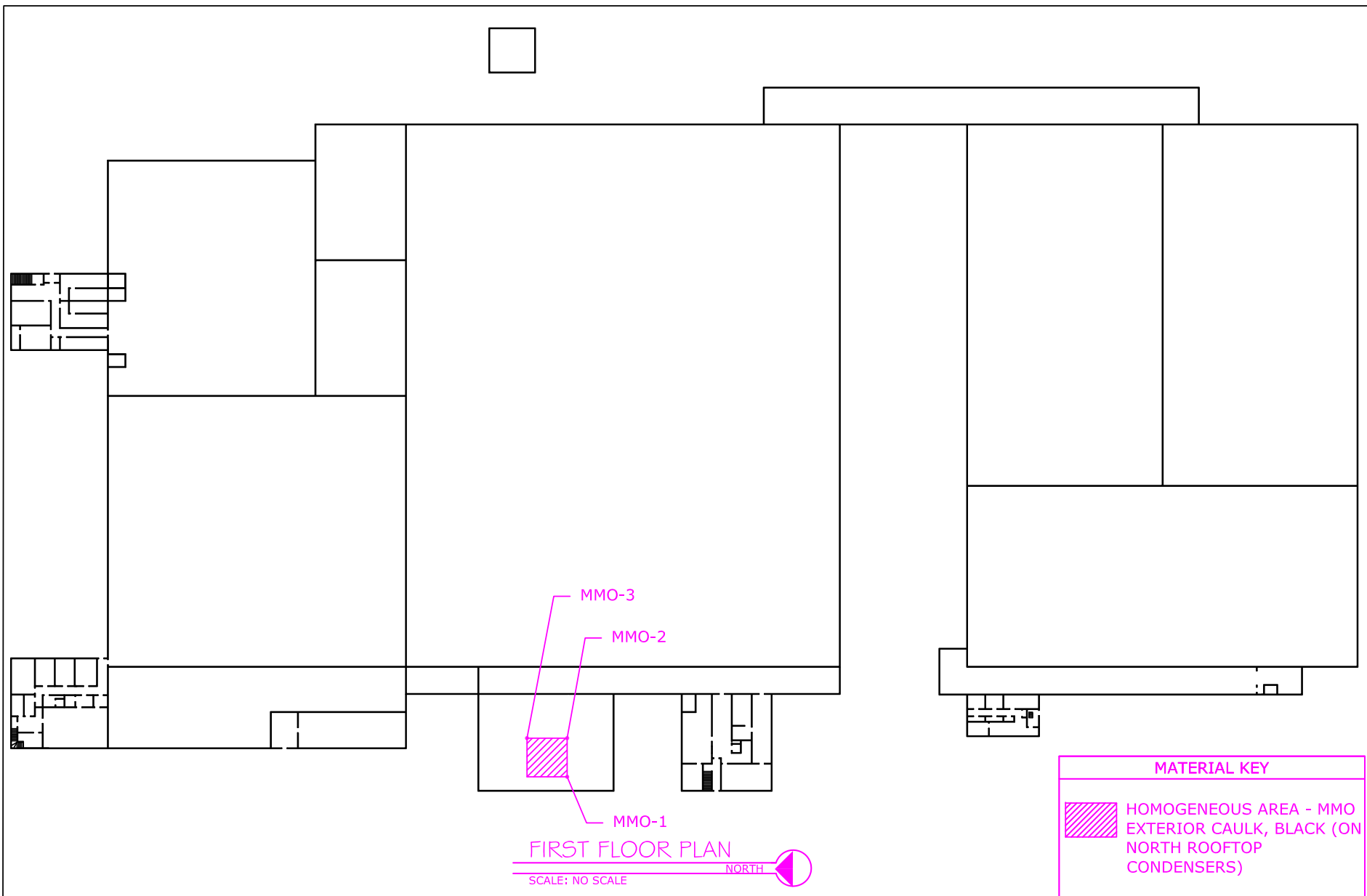
MMN-1
SINK COATING, WHITE




MMN-2
SINK COATING, WHITE



MMN-3
SINK COATING, WHITE



MATERIAL KEY	
	HOMOGENEOUS AREA - MMO EXTERIOR CAULK, BLACK (ON NORTH ROOFTOP CONDENSERS)

FIRST FLOOR PLAN
 NORTH 
 SCALE: NO SCALE

REVISIONS		
NO.	DATE	REMARKS

Reliable
Environmental
Solutions, Inc. **RES**

WAREHOUSE
 ASBESTOS INSPECTION FOR
 AMERICOLD
 240 CHESTER STREET
 ST. PAUL, MINNESOTA 55107

RES Project #: 12237
 Date: 09/11/2012
 SHEET
A1
 OF 1 SHEET



MMO-1

EXTERIOR CAULK, BLACK (ON NORTH ROOFTOP CONDENSERS)



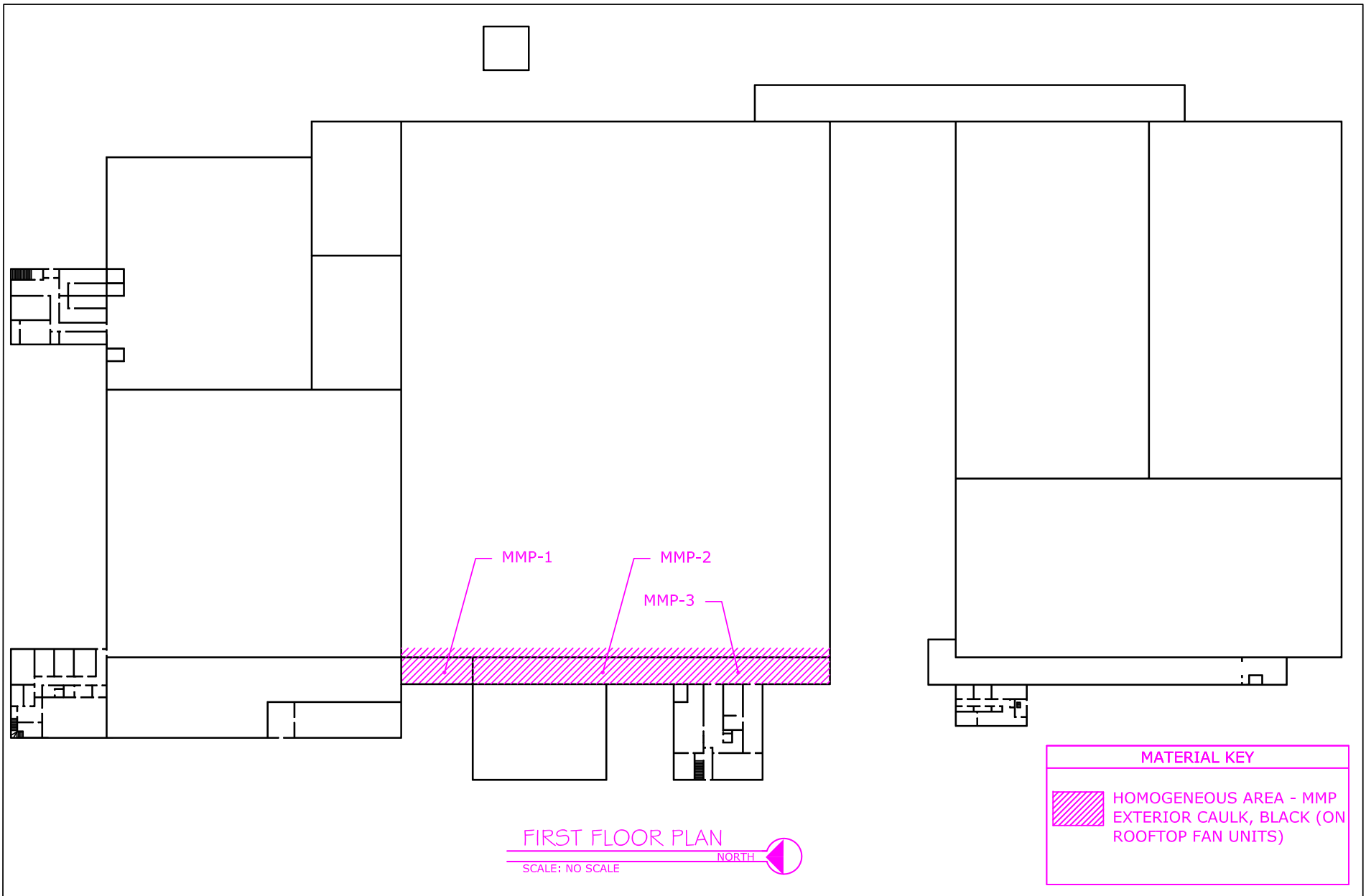
MMO-2

EXTERIOR CAULK, BLACK (ON NORTH ROOFTOP CONDENSERS)



MMO-3

EXTERIOR CAULK, BLACK (ON NORTH ROOFTOP CONDENSERS)



REVISIONS		
NO.	DATE	REMARKS

Reliable
Environmental
Solutions, Inc.

RES

WAREHOUSE

ASBESTOS INSPECTION FOR
AMERICOLD
240 CHESTER STREET
ST. PAUL, MINNESOTA 55107

RES Project #:
12237

Date:
09/11/2012
SHEET
A1
OF 1 SHEET



MMP-1

EXTERIOR CAULK, BLACK (ON ROOFTOP FAN UNITS)



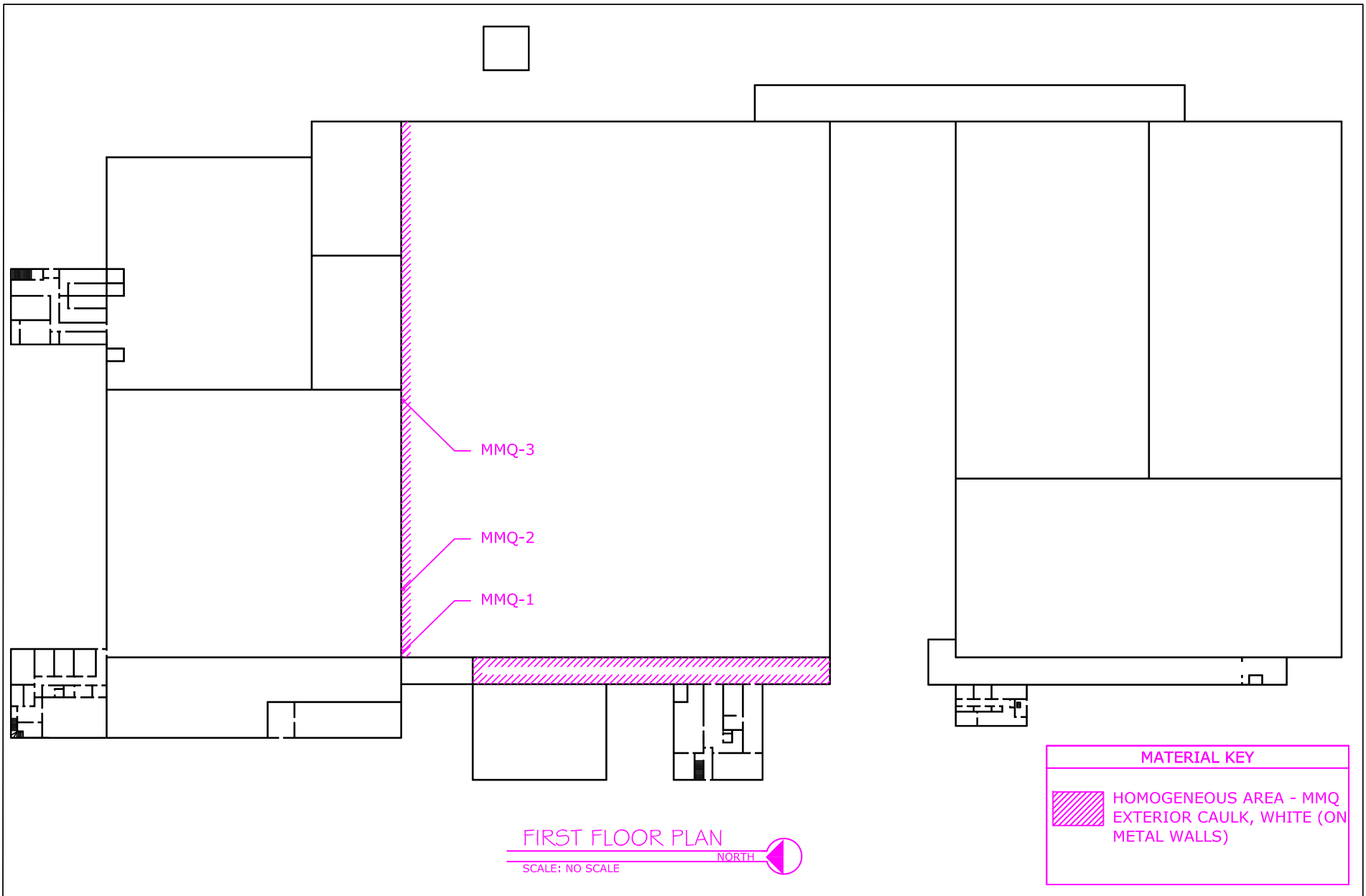
MMP-2

EXTERIOR CAULK, BLACK (ON ROOFTOP FAN UNITS)




MMP-3

EXTERIOR CAULK, BLACK (ON ROOFTOP FAN UNITS)



FIRST FLOOR PLAN
 NORTH
 SCALE: NO SCALE

MATERIAL KEY

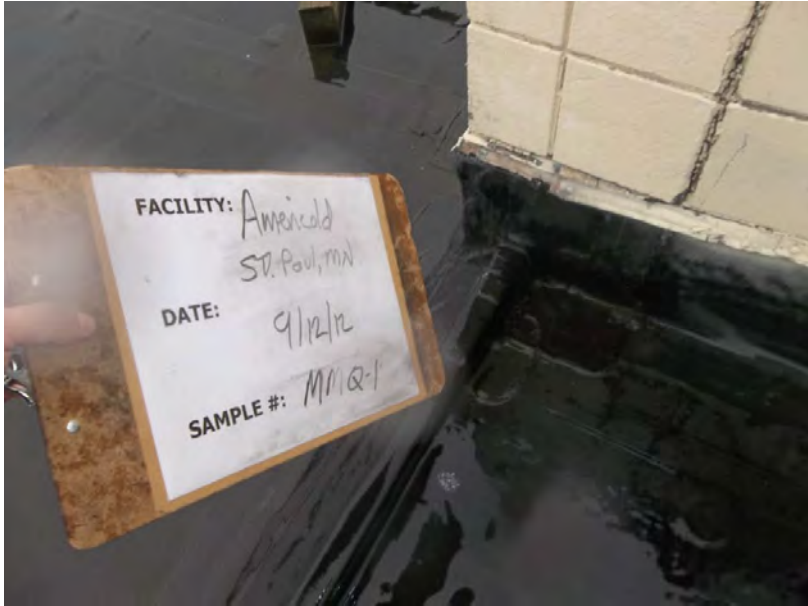
 HOMOGENEOUS AREA - MMQ EXTERIOR CAULK, WHITE (ON METAL WALLS)

REVISIONS		
NO.	DATE	REMARKS

Reliable
Environmental
Solutions, Inc. **RES**

WAREHOUSE
 ASBESTOS INSPECTION FOR
 AMERICOLD
 240 CHESTER STREET
 ST. PAUL, MINNESOTA 55107

RES Project #:
 12237
 Date: 09/11/2012
 SHEET
A1
 OF 1 SHEET



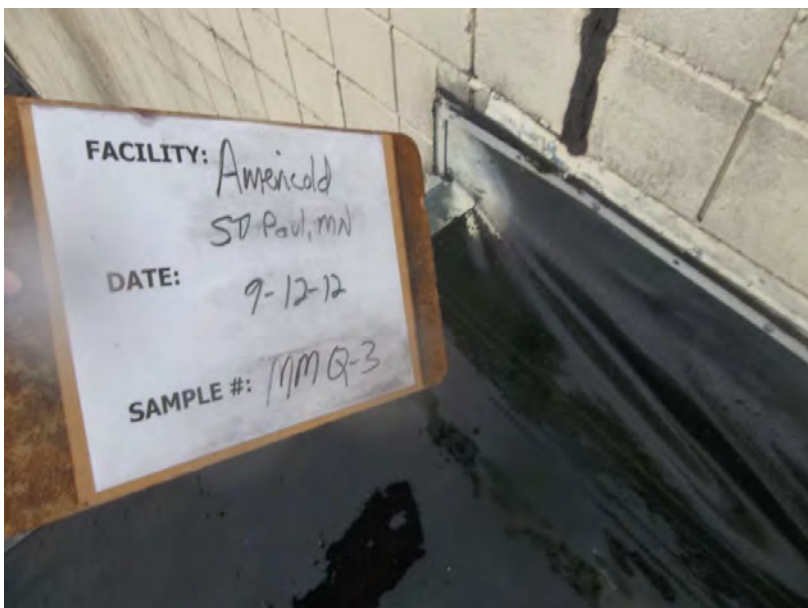
MMQ-1

EXTERIOR CAULK, WHITE (ON METAL WALLS)



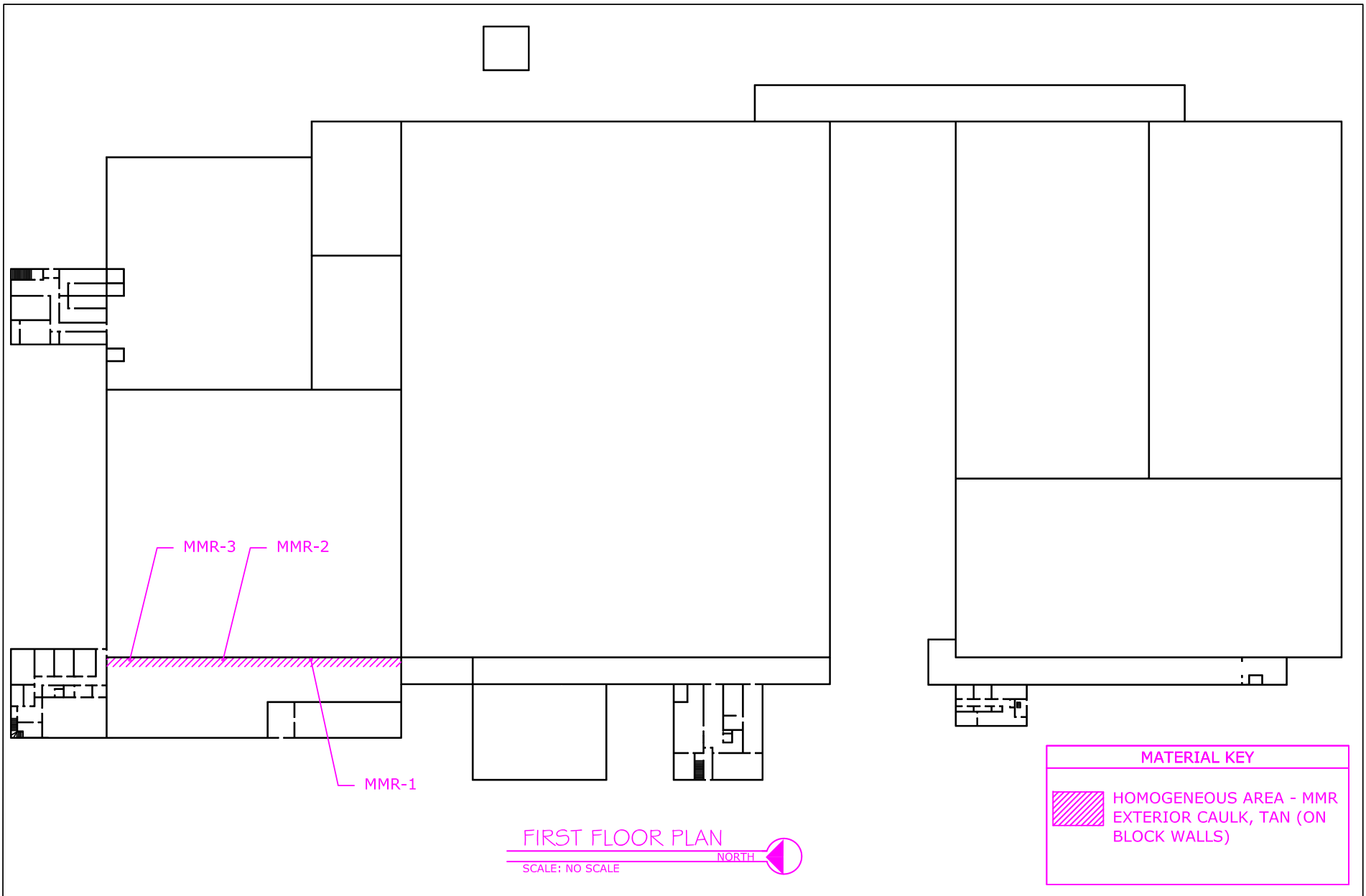
MMQ-2

EXTERIOR CAULK, WHITE (ON METAL WALLS)



MMQ-3

EXTERIOR CAULK, WHITE (ON METAL WALLS)



REVISIONS		
NO.	DATE	REMARKS

Reliable
Environmental
Solutions, Inc.

R

E

S

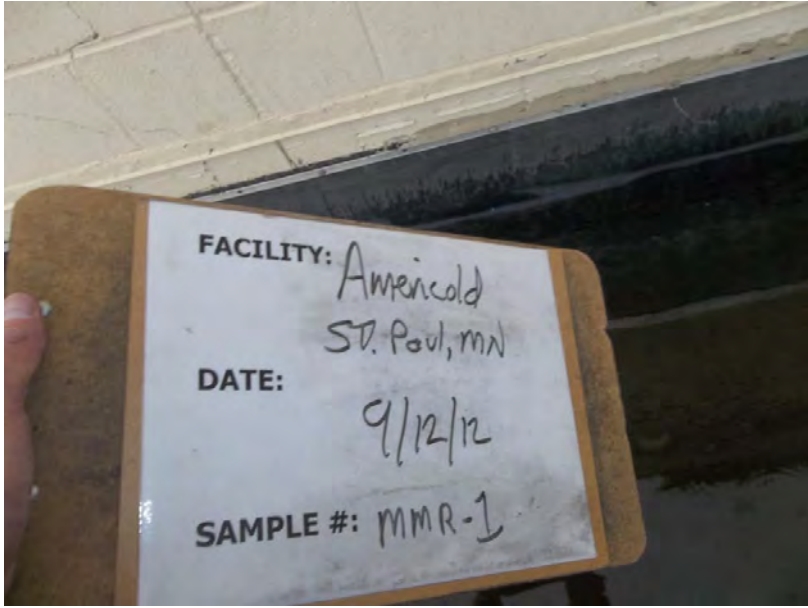
WAREHOUSE

ASBESTOS INSPECTION FOR
AMERICOLD
240 CHESTER STREET
ST. PAUL, MINNESOTA 55107

RES Project #:
12237

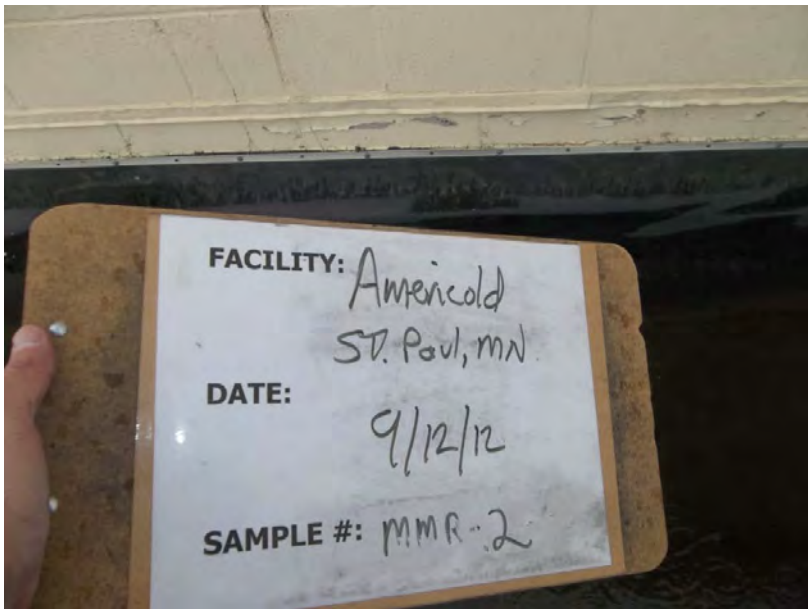
Date:
09/11/2012

SHEET
A1
OF 1 SHEET



MMR-1

EXTERIOR CAULK, TAN (ON BLOCK WALLS)



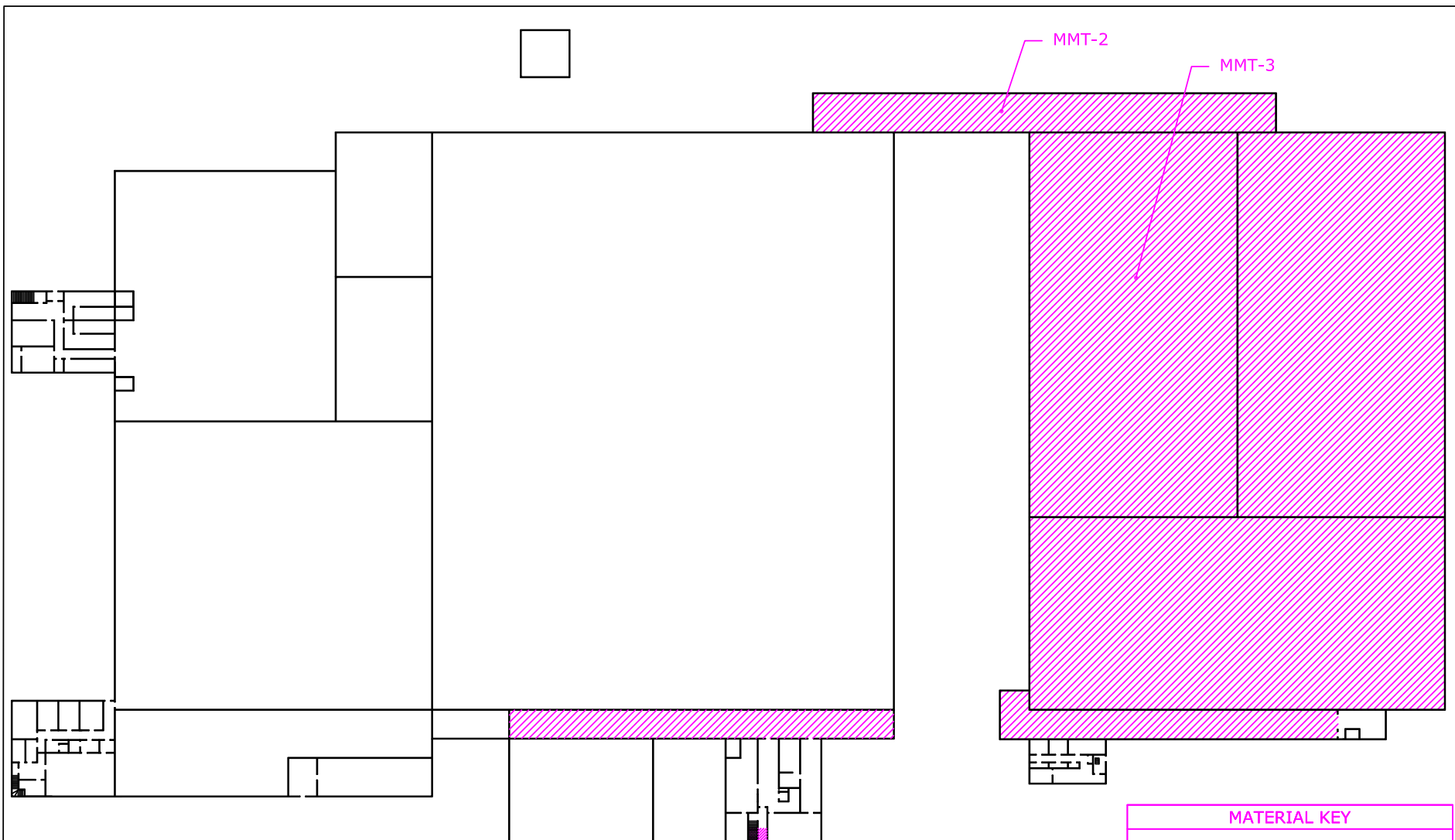
MMR-2

EXTERIOR CAULK, TAN (ON BLOCK WALLS)




MMR-3

EXTERIOR CAULK, TAN (ON BLOCK WALLS)



FIRST FLOOR PLAN
 SCALE: NO SCALE

MATERIAL KEY

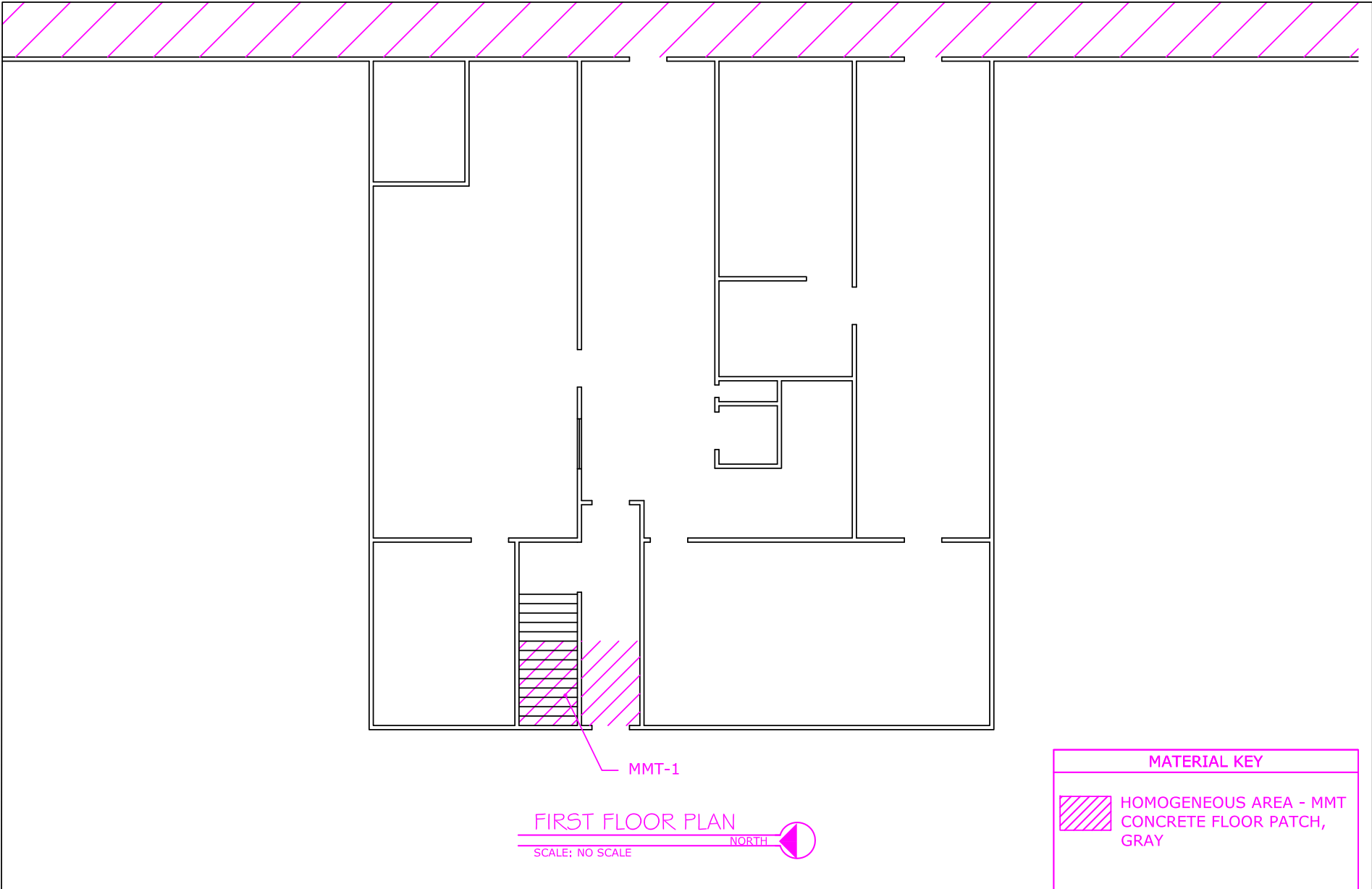
 HOMOGENEOUS AREA - MMT CONCRETE FLOOR PATCH, GRAY

REVISIONS		
NO.	DATE	REMARKS

Reliable Environmental Solutions, Inc. **RES**

WAREHOUSE
 ASBESTOS INSPECTION FOR AMERICOLD
 240 CHESTER STREET
 ST. PAUL, MINNESOTA 55107

RES Project #: 12237
 Date: 09/11/2012
 SHEET
A1
 OF 2 SHEETS



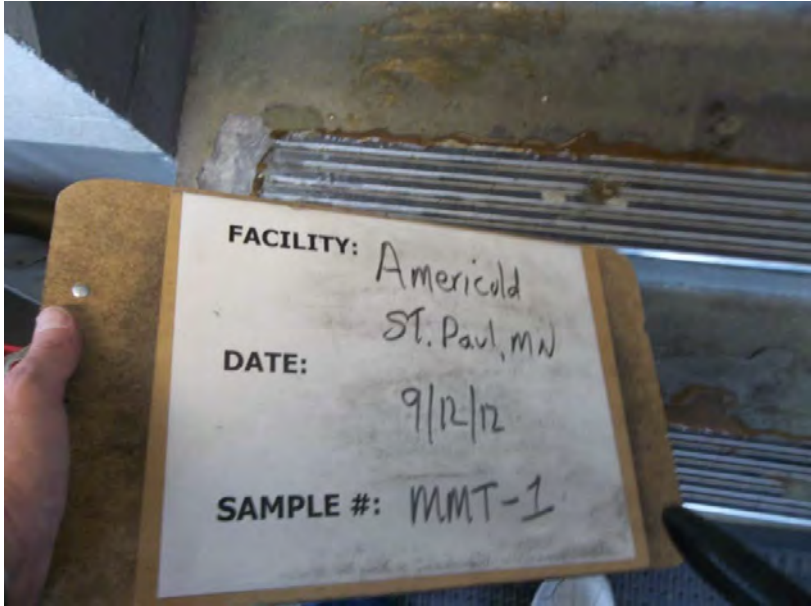
MATERIAL KEY	
	HOMOGENEOUS AREA - MMT CONCRETE FLOOR PATCH, GRAY

REVISIONS		
NO.	DATE	REMARKS

Reliable
Environmental
Solutions, Inc. **RES**

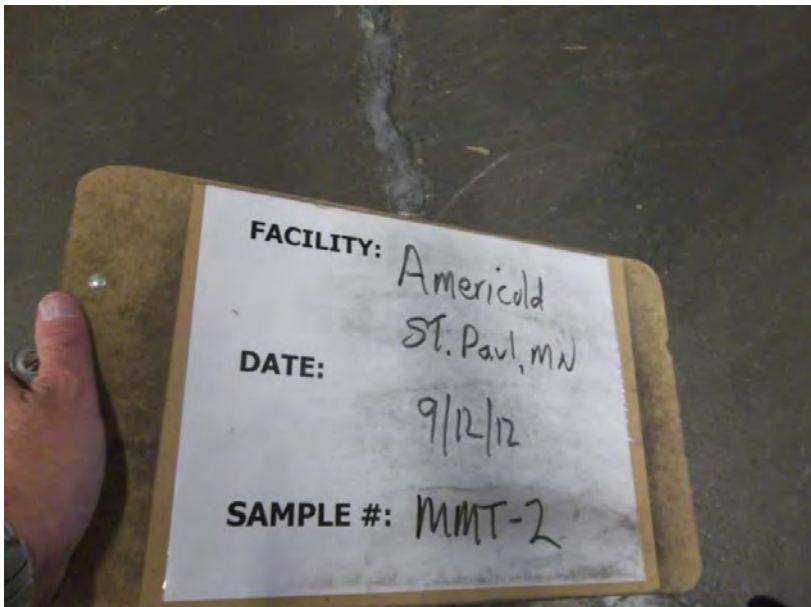
CENTER OFFICE
 ASBESTOS INSPECTION FOR
 AMERICOLD
 240 CHESTER STREET
 ST. PAUL, MINNESOTA 55107

RES Project #:
12237
 Date: 09/11/2012
 SHEET
A2
 OF 2 SHEETS



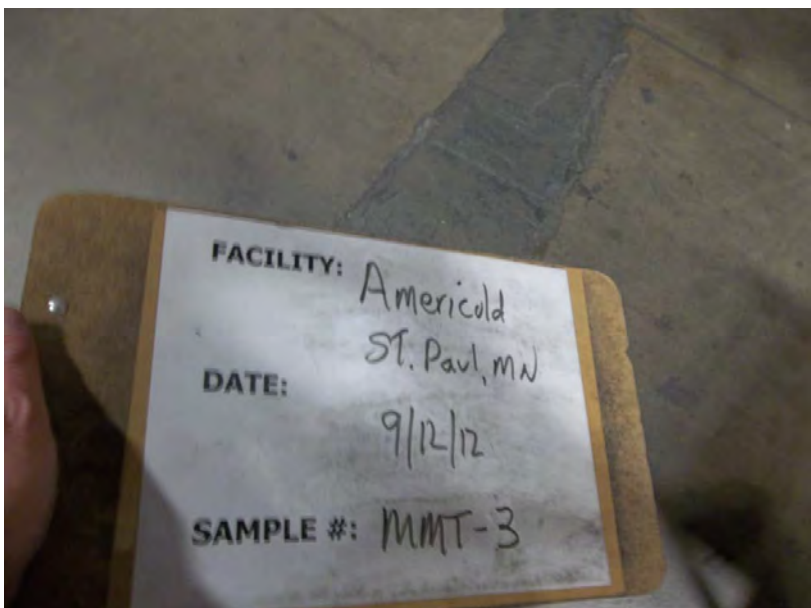
MMT-1

CONCRETE FLOOR PATCH, GRAY



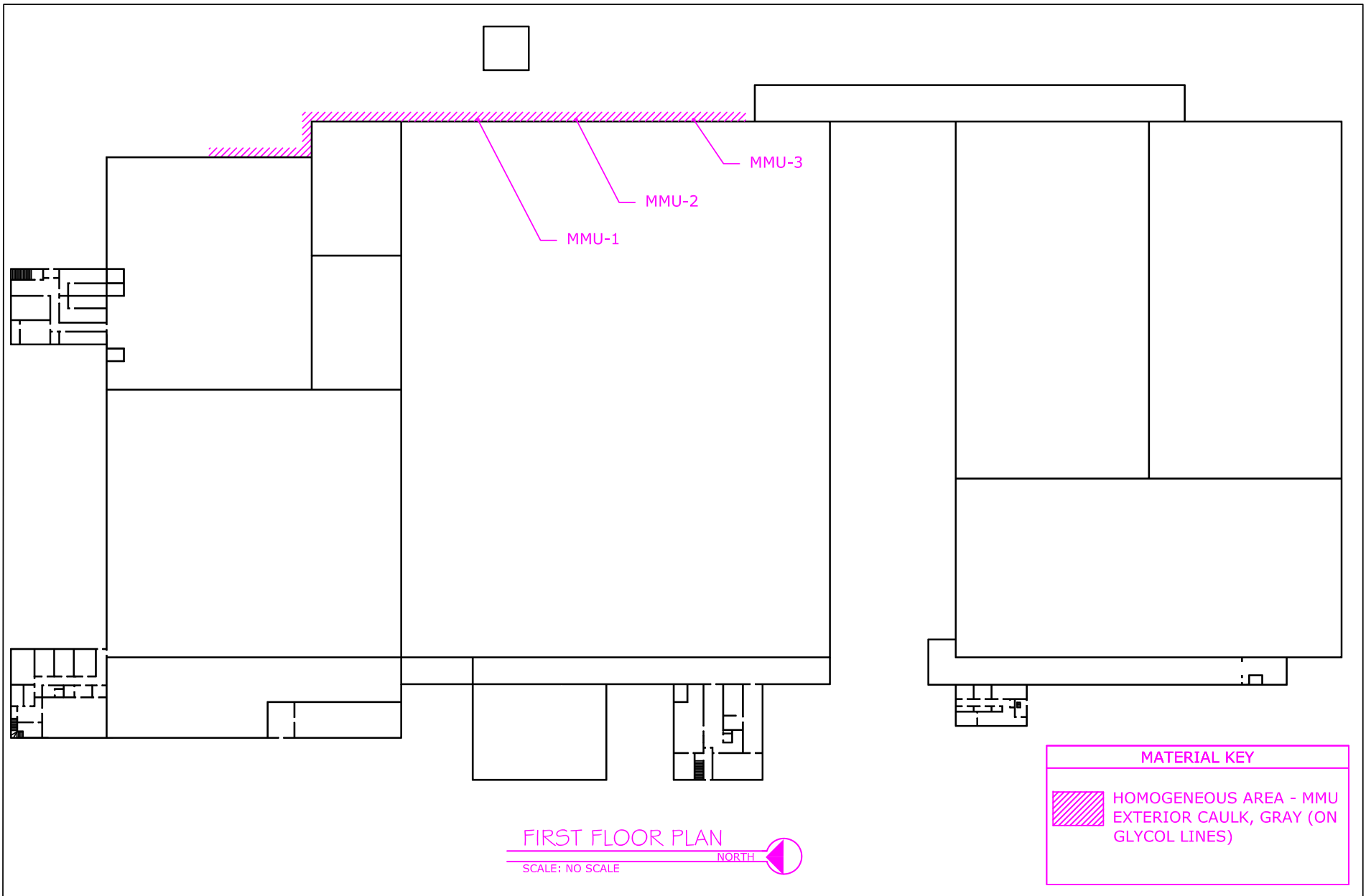
MMT-2

CONCRETE FLOOR PATCH, GRAY



MMT-3

CONCRETE FLOOR PATCH, GRAY



REVISIONS		
NO.	DATE	REMARKS

Reliable

Environmental

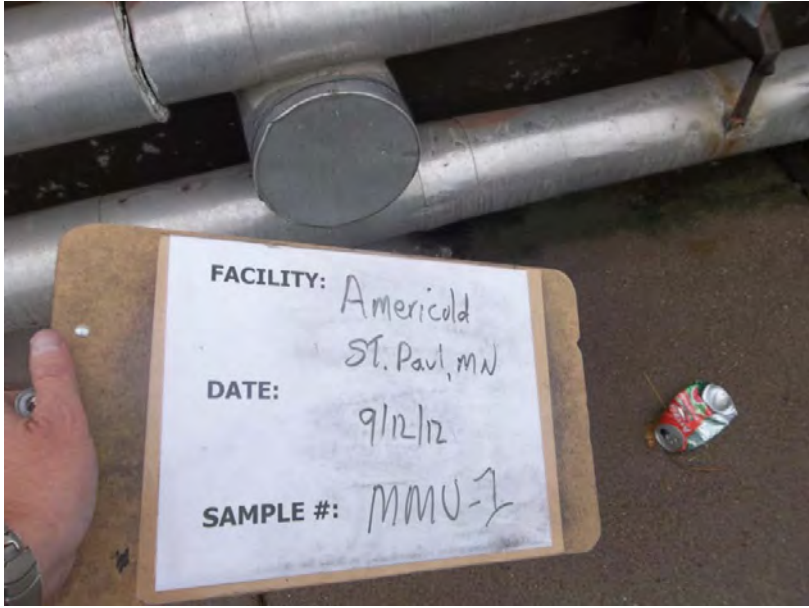
Solutions, Inc. **RES**

WAREHOUSE

ASBESTOS INSPECTION FOR
AMERICOLD
240 CHESTER STREET
ST. PAUL, MINNESOTA 55107

RES Project #:
12237

Date: 09/11/2012
SHEET
A1
OF 1 SHEET



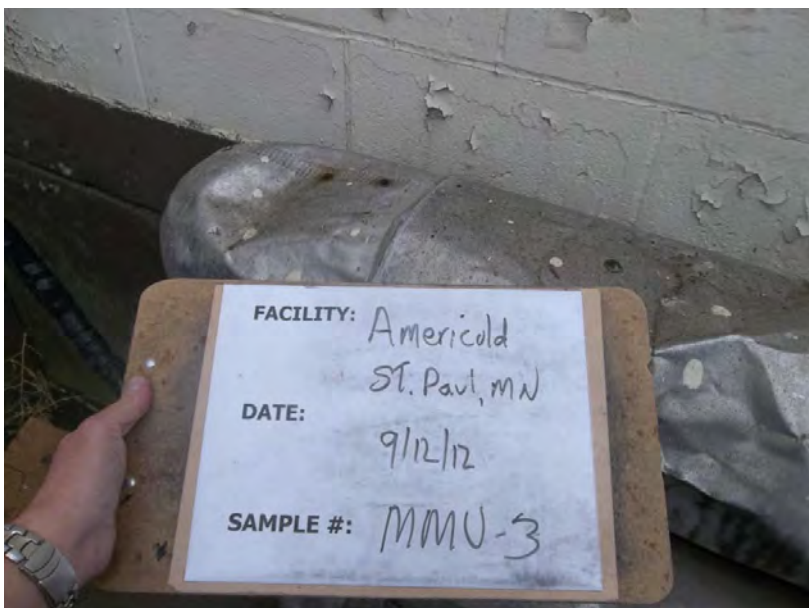
MMU-1

EXTERIOR CAULK, GRAY (ON GLYCOL LINES)



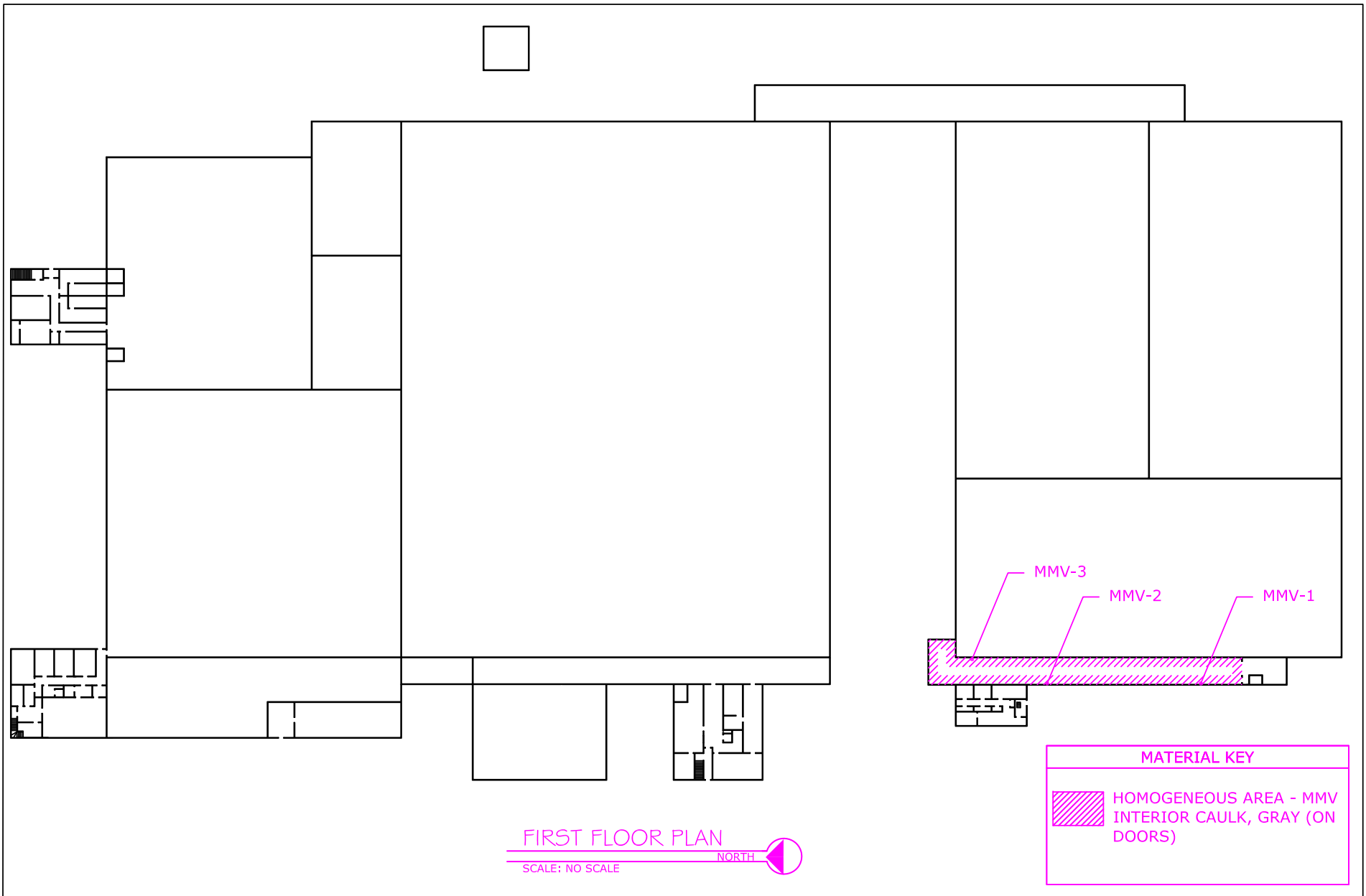
MMU-2

EXTERIOR CAULK, GRAY (ON GLYCOL LINES)



MMU-3

EXTERIOR CAULK, GRAY (ON GLYCOL LINES)

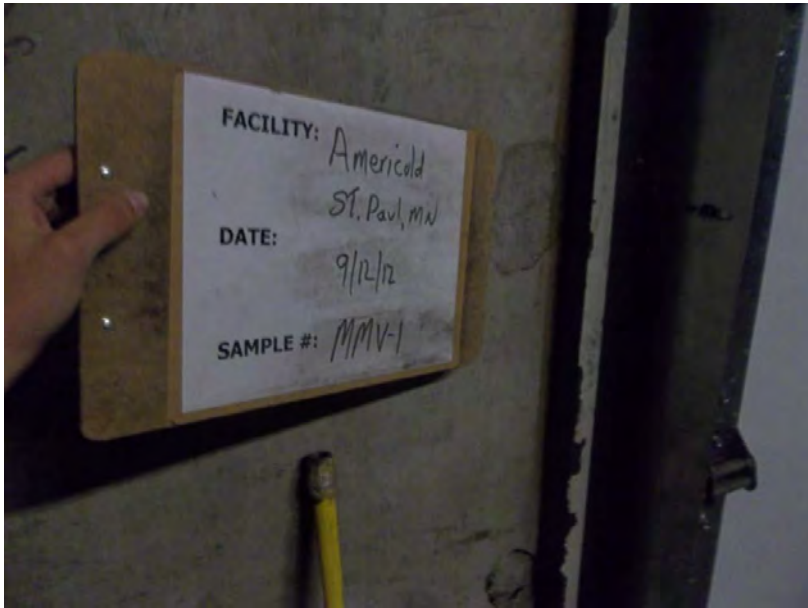


REVISIONS		
NO.	DATE	REMARKS

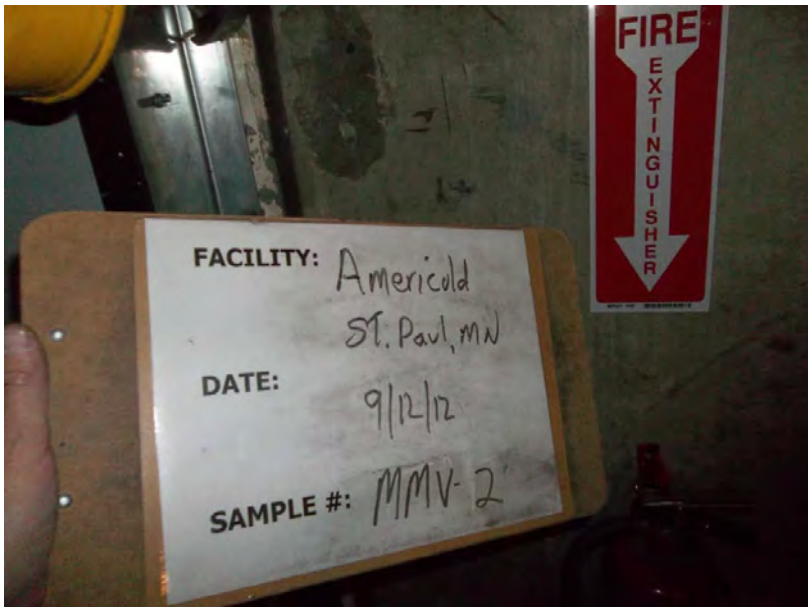
Reliable
Environmental
Solutions, Inc. **RES**

WAREHOUSE
 ASBESTOS INSPECTION FOR
 AMERICOLD
 240 CHESTER STREET
 ST. PAUL, MINNESOTA 55107

RES Project #:
 12237
 Date: 09/11/2012
 SHEET
A1
 OF 1 SHEET



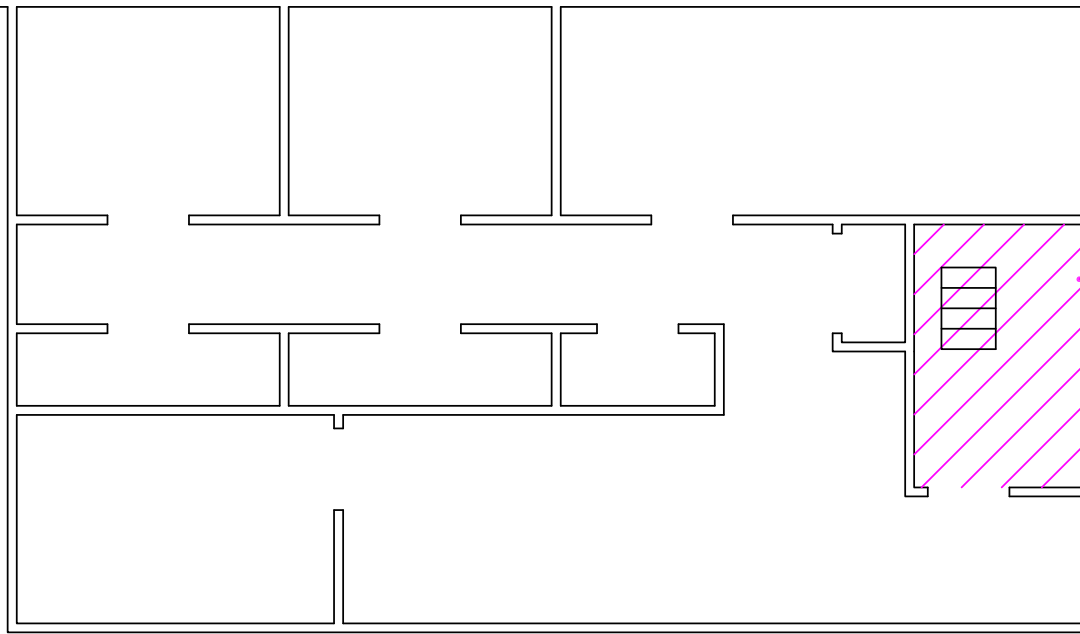
MMV-1
INTERIOR CAULK, GRAY (ON DOORS)



MMV-2
INTERIOR CAULK, GRAY (ON DOORS)



MMV-3
INTERIOR CAULK, GRAY (ON DOORS)



FIRST FLOOR PLAN

SCALE: NO SCALE

NORTH



MATERIAL KEY



HOMOGENEOUS AREA - MMW
12" X 12" CERAMIC FLOOR
TILE, GRAY (MORTAR BED)

REVISIONS		
NO.	DATE	REMARKS

Reliable
Environmental
Solutions, Inc. **RES**

SOUTH OFFICE AREA

ASBESTOS INSPECTION FOR
 AMERICOLD
 240 CHESTER STREET
 ST. PAUL, MINNESOTA 55107

RES Project #: 12237

Date: 09/11/2012
 SHEET

A1
 OF 1 SHEET



MMW-1

12" X 12" CERAMIC FLOOR TILE, GRAY
(MORTAR BED)



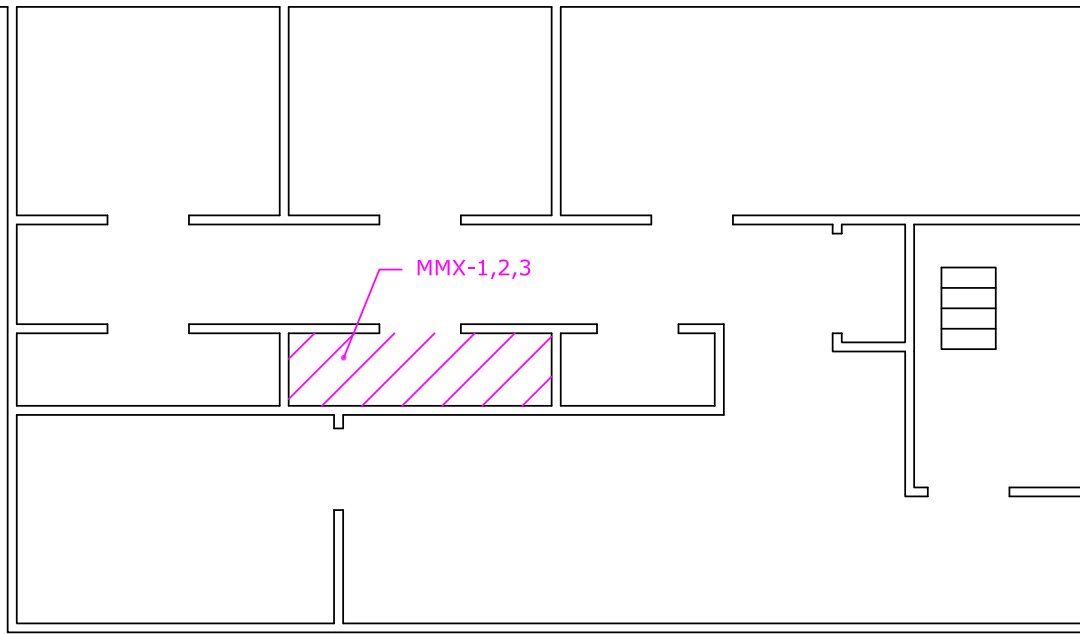
MMW-2

12" X 12" CERAMIC FLOOR TILE, GRAY
(MORTAR BED)



MMW-3

12" X 12" CERAMIC FLOOR TILE, GRAY
(MORTAR BED)




FIRST FLOOR PLAN

SCALE: NO SCALE

NORTH

MATERIAL KEY

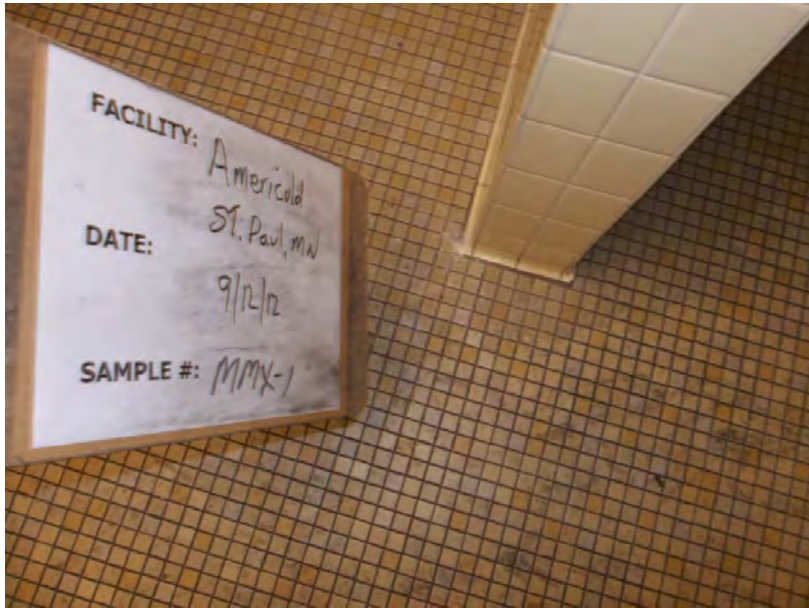
 HOMOGENEOUS AREA - MMX
1" X 1" CERAMIC FLOOR TILE,
YELLOW (MORTAR BED)

REVISIONS		
NO.	DATE	REMARKS

Reliable
Environmental
Solutions, Inc. **RES**

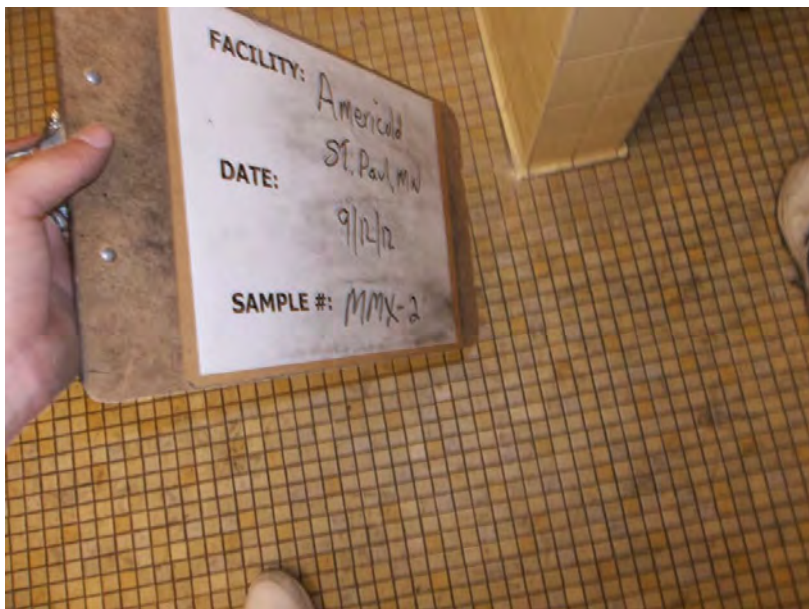
SOUTH OFFICE AREA
ASBESTOS INSPECTION FOR
AMERICOLD
240 CHESTER STREET
ST. PAUL, MINNESOTA 55107

RES Project #: 12237
Date: 09/11/2012
SHEET
A1
OF 1 SHEET



MMX-1

1" X 1" CERAMIC FLOOR TILE, YELLOW
(MORTAR BED)



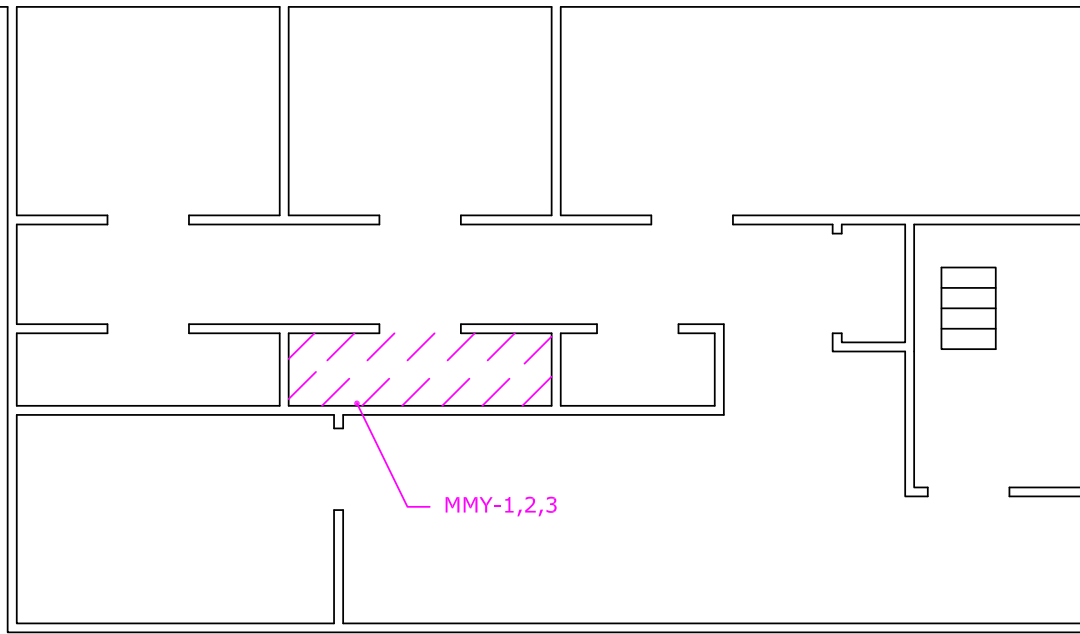
MMX-2

1" X 1" CERAMIC FLOOR TILE, YELLOW
(MORTAR BED)



MMX-3

1" X 1" CERAMIC FLOOR TILE, YELLOW
(MORTAR BED)




FIRST FLOOR PLAN

SCALE: NO SCALE

NORTH

MATERIAL KEY

 HOMOGENEOUS AREA - MMY
4" X 4" CERAMIC WALL TILE,
YELLOW (ADHESIVE)

REVISIONS		
NO.	DATE	REMARKS

Reliable
Environmental
Solutions, Inc. **RES**

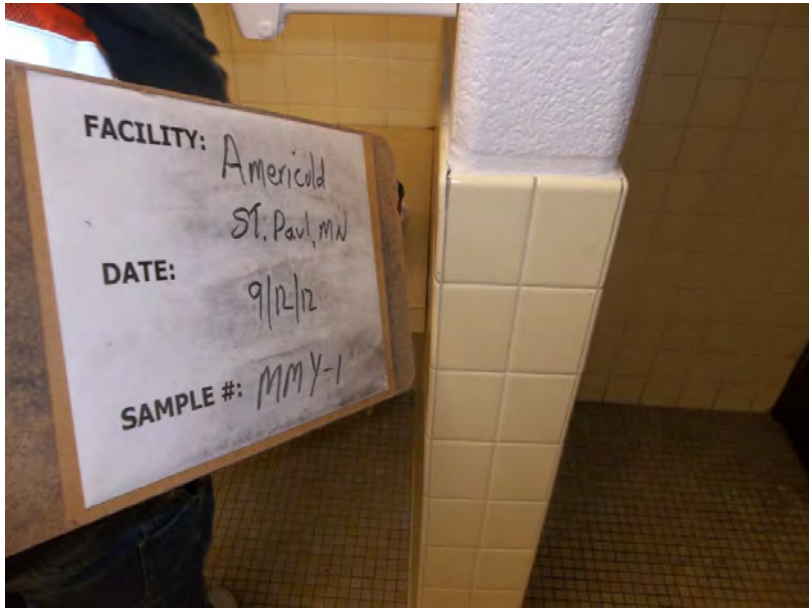
SOUTH OFFICE AREA

ASBESTOS INSPECTION FOR
AMERICOLD
240 CHESTER STREET
ST. PAUL, MINNESOTA 55107

RES Project #:
12237

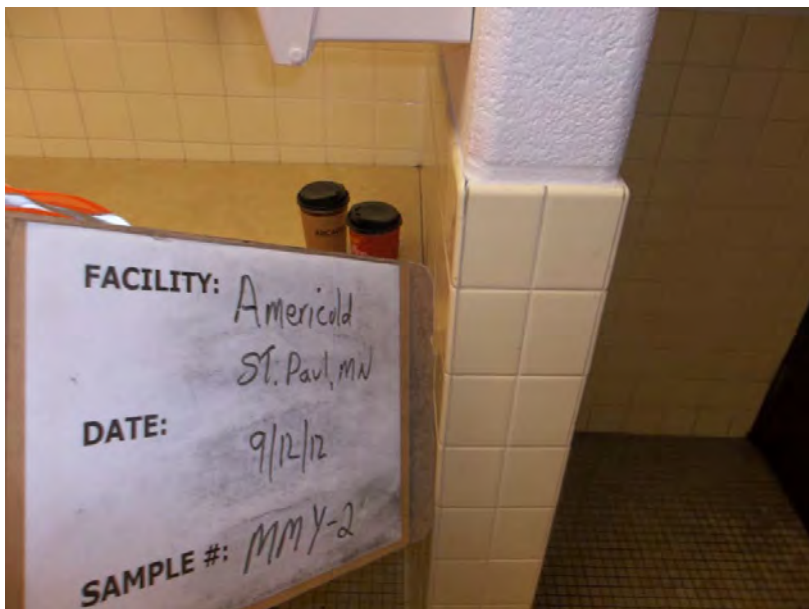
Date:
09/11/2012
SHEET

A1
OF 1 SHEET



MMY-1

4" X 4" CERAMIC WALL TILE, YELLOW
(ADHESIVE)



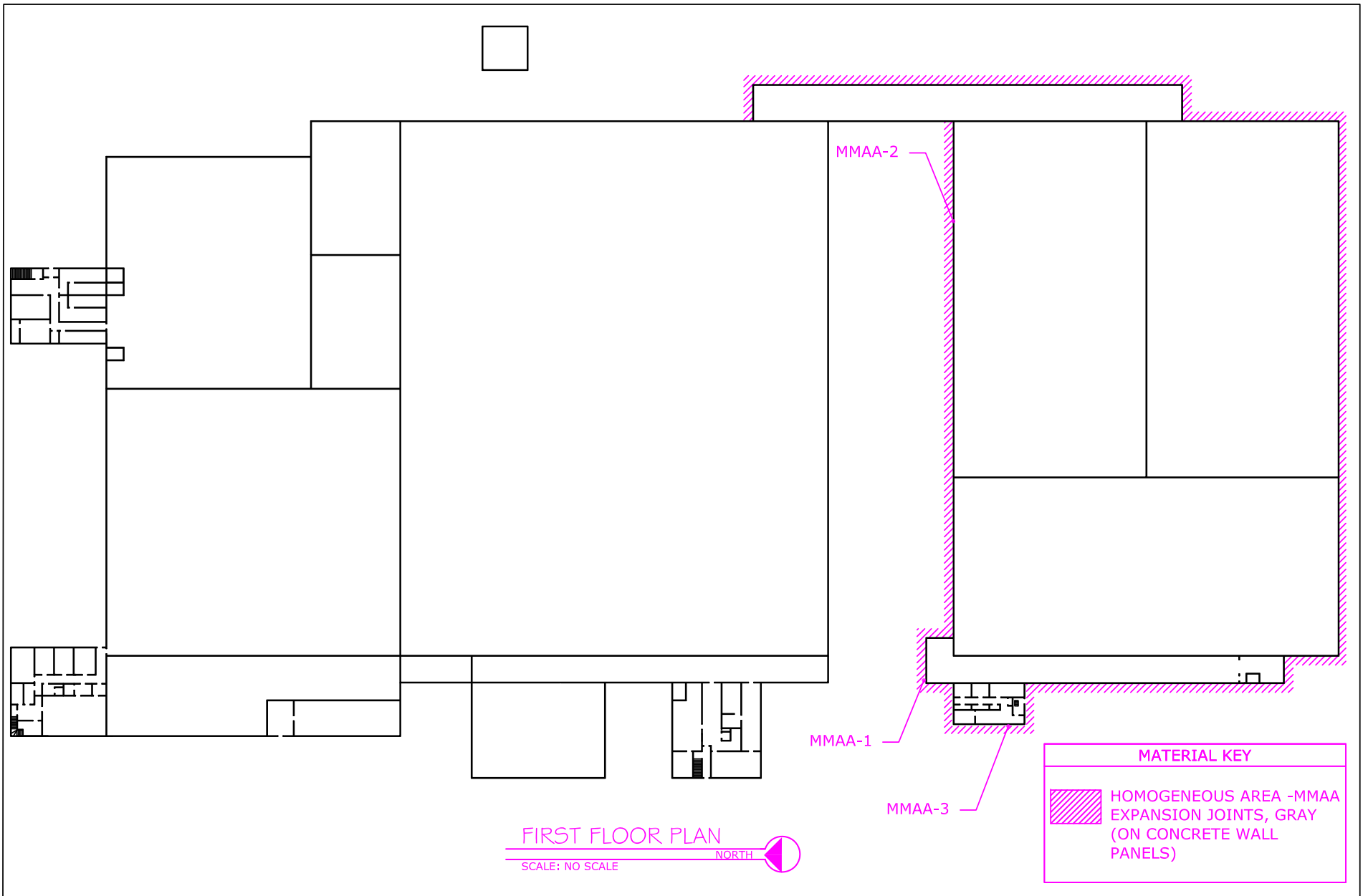
MMY-2

4" X 4" CERAMIC WALL TILE, YELLOW
(ADHESIVE)



MMY-3

4" X 4" CERAMIC WALL TILE, YELLOW
(ADHESIVE)



REVISIONS		
NO.	DATE	REMARKS

Reliable

Environmental

Solutions, Inc. **RES**

WAREHOUSE

ASBESTOS INSPECTION FOR
AMERICOLD
240 CHESTER STREET
ST. PAUL, MINNESOTA 55107

RES Project #:
12237

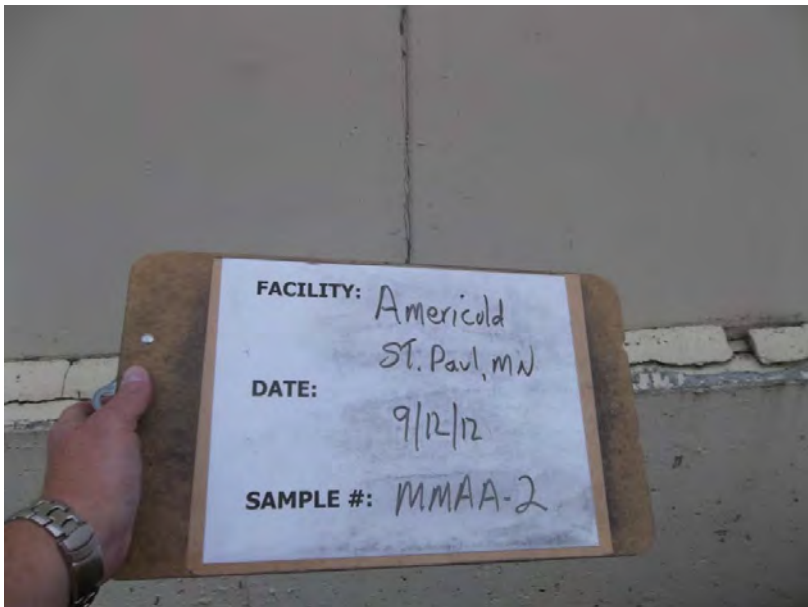
Date:
09/11/2012

SHEET
A1
OF 1 SHEET




MMAA-1

EXPANSION JOINTS, GRAY (ON
CONCRETE WALL PANELS)



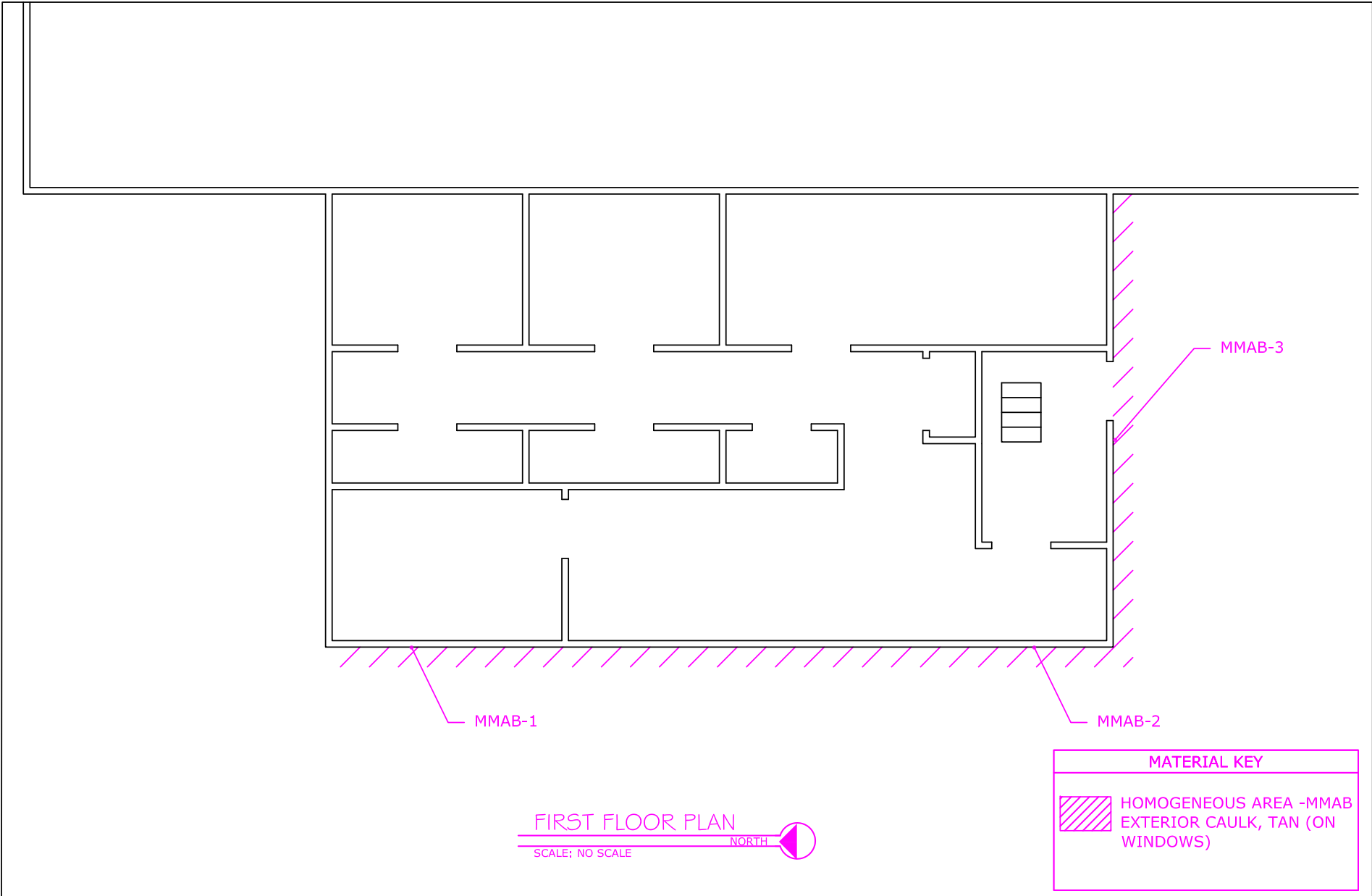
MMAA-2

EXPANSION JOINTS, GRAY (ON
CONCRETE WALL PANELS)



MMAA-3

EXPANSION JOINTS, GRAY (ON
CONCRETE WALL PANELS)



REVISIONS		
NO.	DATE	REMARKS

Reliable Environmental Solutions, Inc.

E n v i r o n m e n t a l

R E S

SOUTH OFFICE AREA

ASBESTOS INSPECTION FOR
AMERICOLD
240 CHESTER STREET
ST. PAUL, MINNESOTA 55107

RES Project #: 12237

Date: 09/11/2012

SHEET
A1
OF 1 SHEET



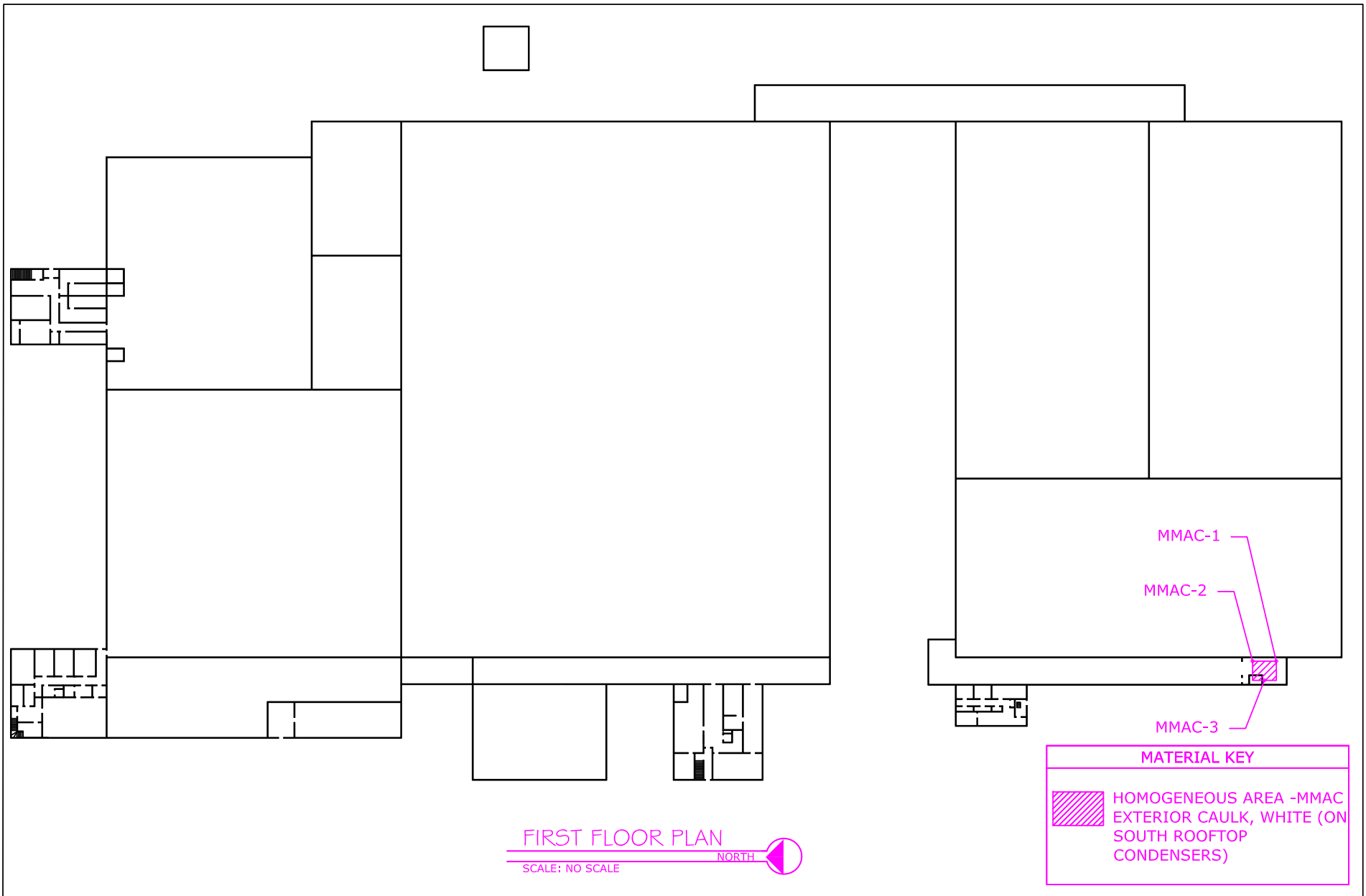
MMAB-1
EXTERIOR CAULK, TAN (ON WINDOWS)



MMAB-2
EXTERIOR CAULK, TAN (ON WINDOWS)



MMAB-3
EXTERIOR CAULK, TAN (ON WINDOWS)



REVISIONS		
NO.	DATE	REMARKS

Reliable Environmental Solutions, Inc. **RES**

WAREHOUSE

ASBESTOS INSPECTION FOR AMERICOLD
240 CHESTER STREET
ST. PAUL, MINNESOTA 55107

RES Project #: 12237

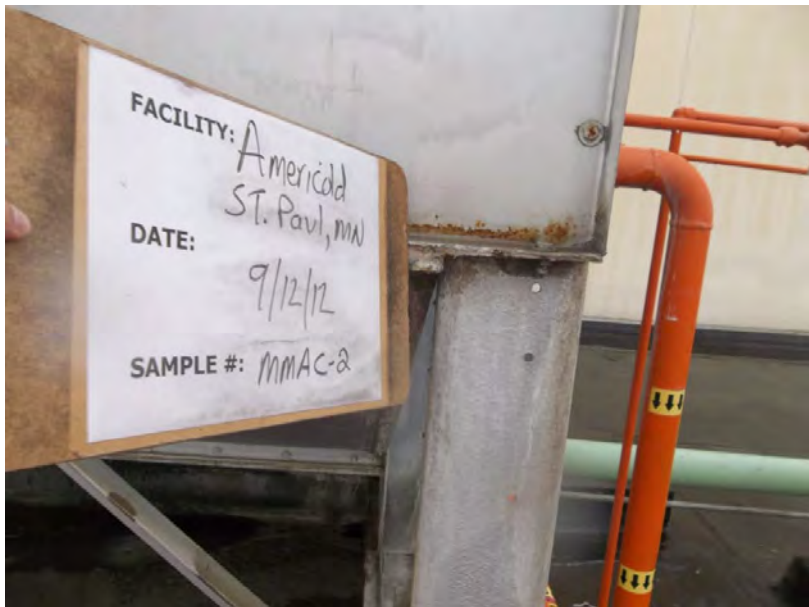
Date: 09/11/2012

SHEET **A1** OF 1 SHEET



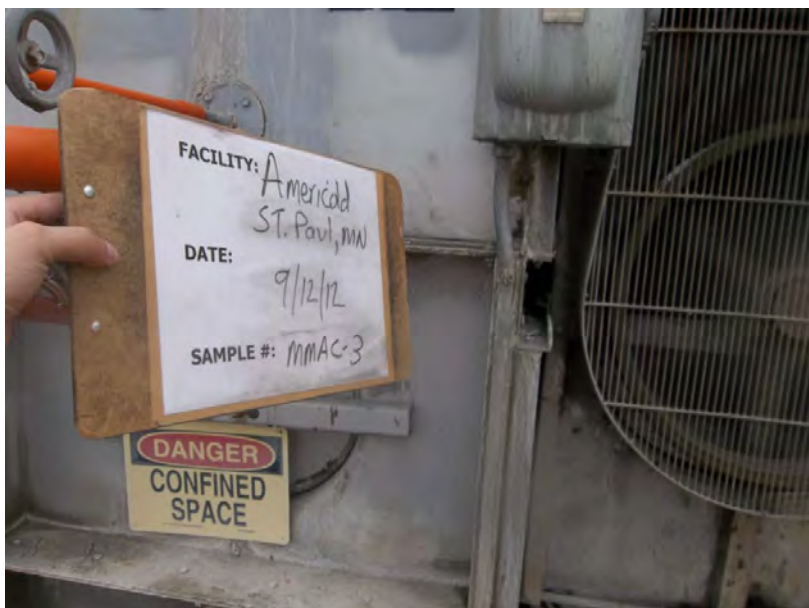
MMAC-1

EXTERIOR CAULK, WHITE (ON SOUTH ROOFTOP CONDENSERS)



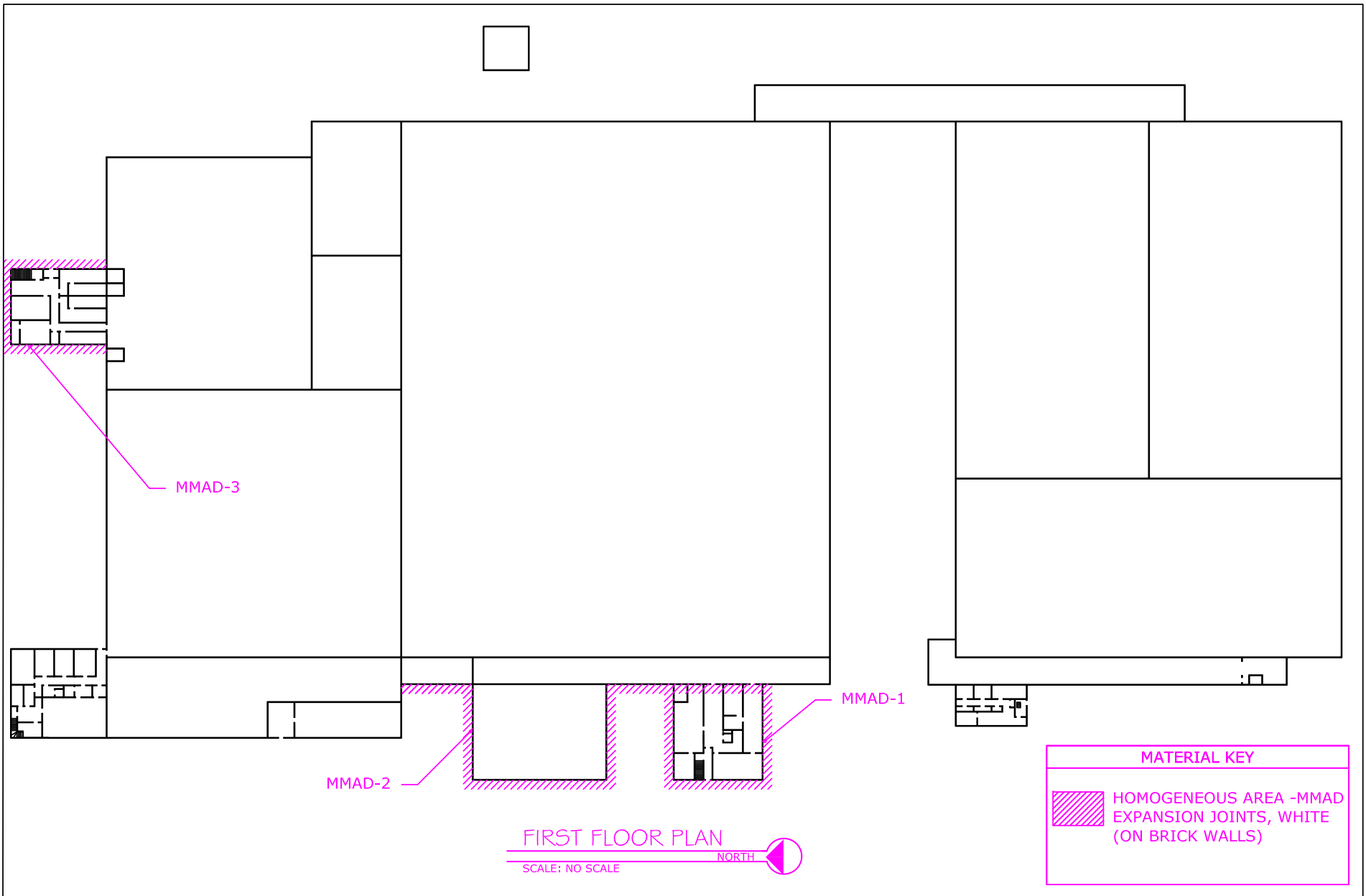
MMAC-2

EXTERIOR CAULK, WHITE (ON SOUTH ROOFTOP CONDENSERS)



MMAC-3

EXTERIOR CAULK, WHITE (ON SOUTH ROOFTOP CONDENSERS)



REVISIONS		
NO.	DATE	REMARKS

Reliable
Environmental
Solutions, Inc.

RES

WAREHOUSE

ASBESTOS INSPECTION FOR
AMERICOLD
240 CHESTER STREET
ST. PAUL, MINNESOTA 55107

RES Project #:
12237

Date:
09/11/2012

SHEET
A1
OF 1 SHEET



MMAD-1

EXPANSION JOINTS, WHITE (ON BRICK WALLS)



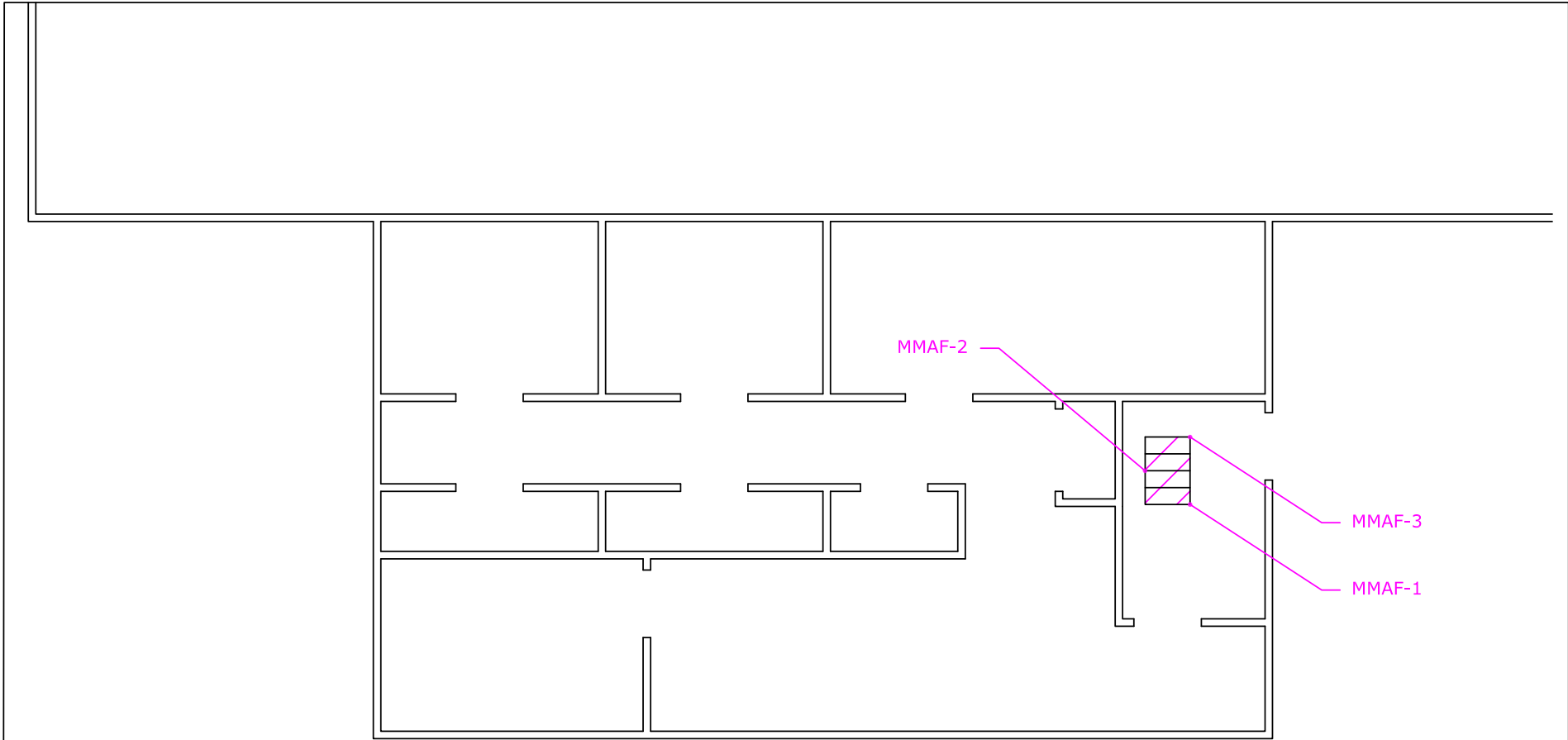
MMAD-2

EXPANSION JOINTS, WHITE (ON BRICK WALLS)




MMAD-3

EXPANSION JOINTS, WHITE (ON BRICK WALLS)



FIRST FLOOR PLAN



SCALE: NO SCALE

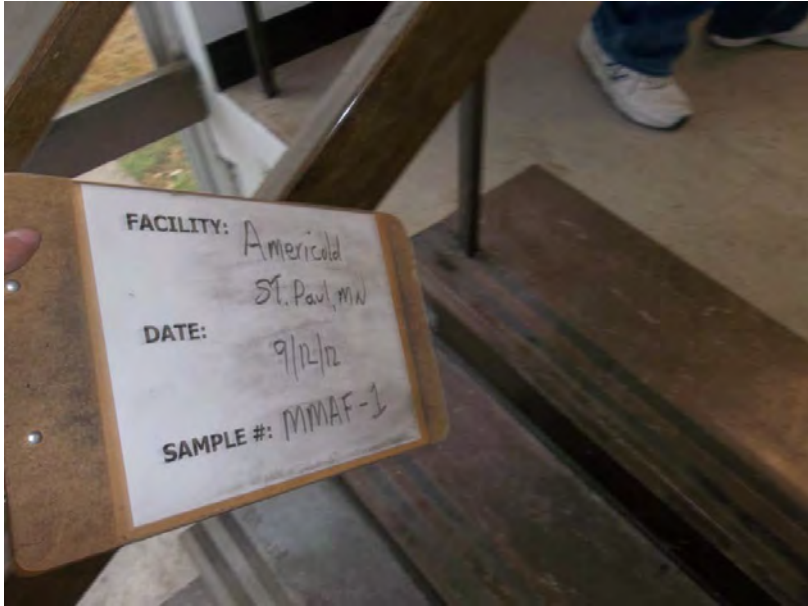
MATERIAL KEY	
	HOMOGENEOUS AREA -MMAF STAIR TREAD MASTIC

REVISIONS		
NO.	DATE	REMARKS

Reliable
Environmental
Solutions, Inc. **RES**

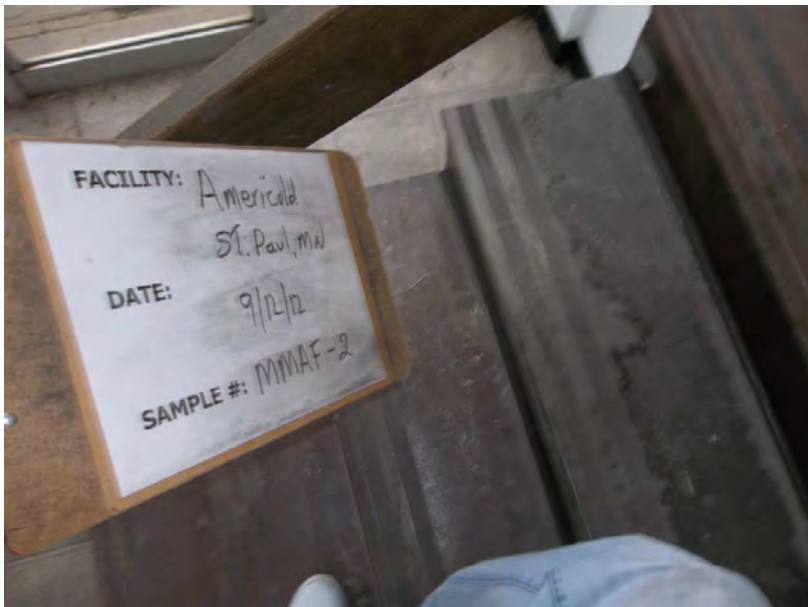
SOUTH OFFICE AREA
 ASBESTOS INSPECTION FOR
 AMERICOLD
 240 CHESTER STREET
 ST. PAUL, MINNESOTA 55107

RES Project #: 12237
 Date: 09/11/2012
 SHEET
A1
 OF 1 SHEET



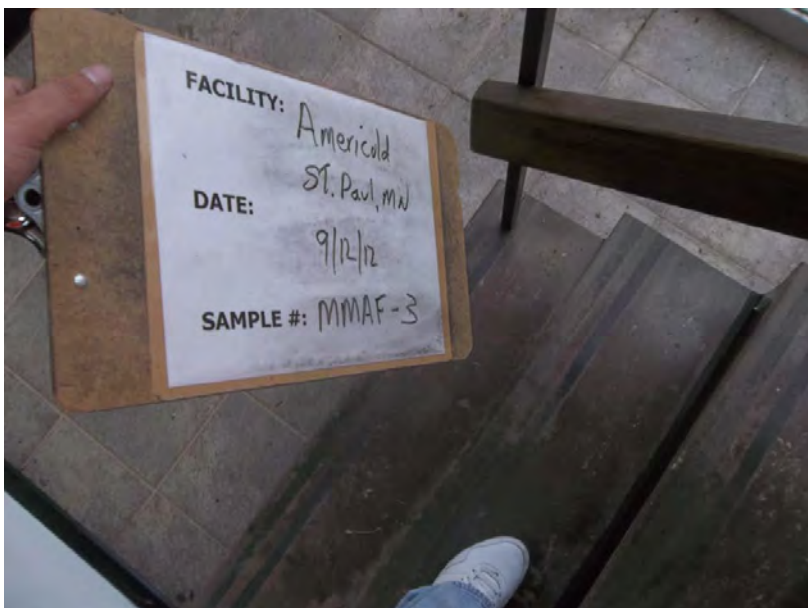
MMAF-1

STAIR TREAD MASTIC



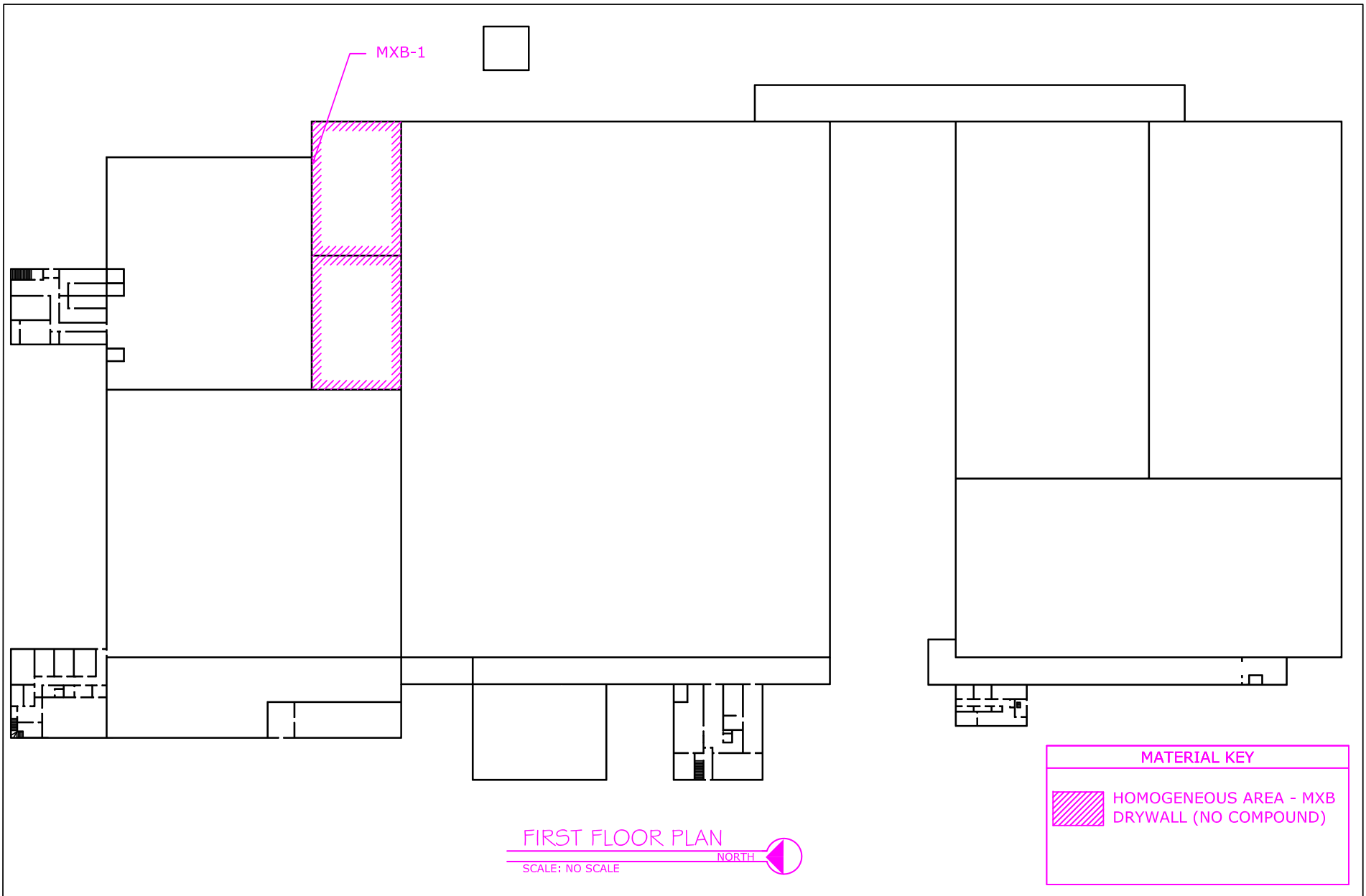
MMAF-2

STAIR TREAD MASTIC



MMAF-3

STAIR TREAD MASTIC



MATERIAL KEY	
	HOMOGENEOUS AREA - MXB DRYWALL (NO COMPOUND)

REVISIONS		
NO.	DATE	REMARKS

Reliable
Environmental
Solutions, Inc.

RES

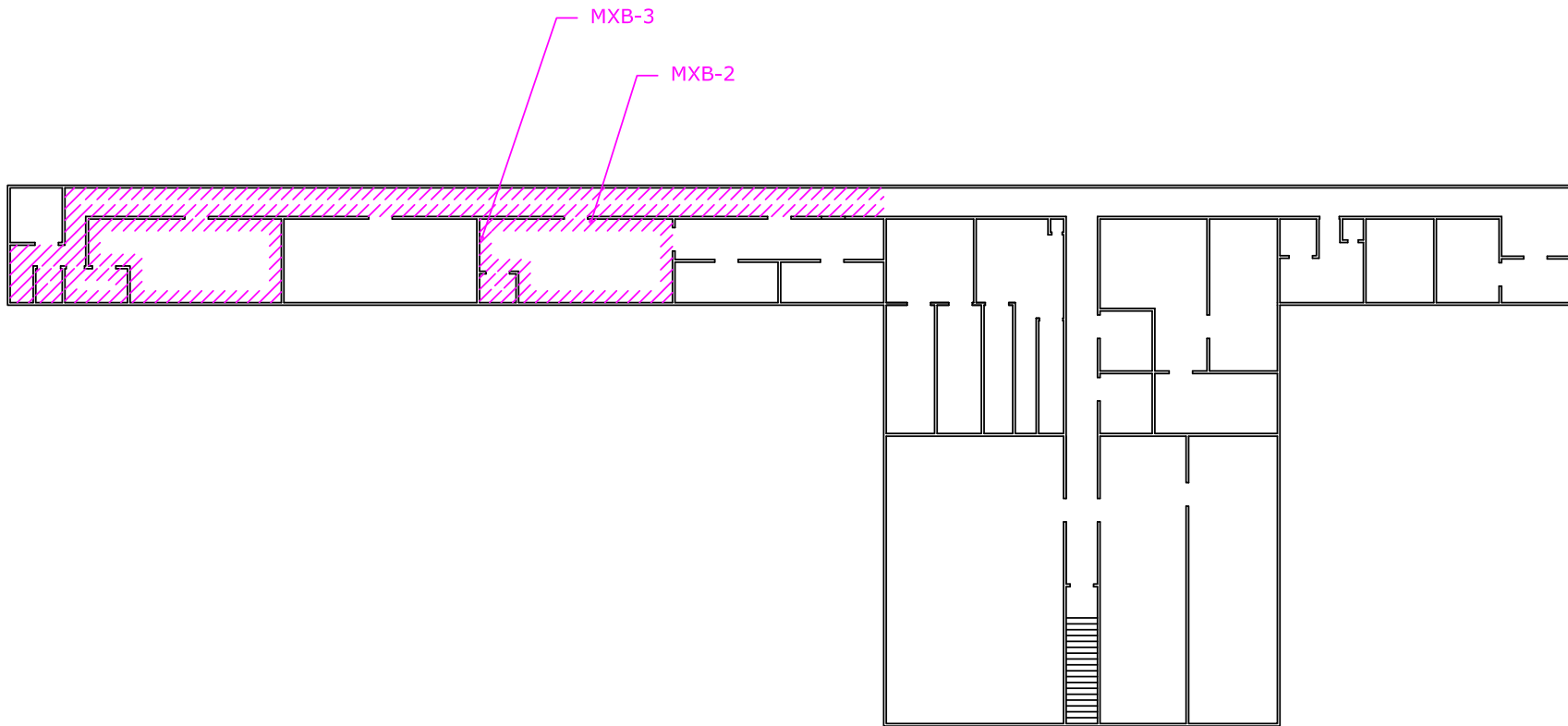
WAREHOUSE

ASBESTOS INSPECTION FOR
AMERICOLD
240 CHESTER STREET
ST. PAUL, MINNESOTA 55107

RES Project #:
12237

Date:
09/11/2012

SHEET
A1
OF 2 SHEETS



SECOND FLOOR PLAN

SCALE: NO SCALE

NORTH



MATERIAL KEY



HOMOGENEOUS AREA - MXB
DRYWALL AND COMPOUND

REVISIONS		
NO.	DATE	REMARKS

Reliable
Environmental
Solutions, Inc. **RES**

CENTER OFFICE ABOVE DOCK
 ASBESTOS INSPECTION FOR
 AMERICOLD
 240 CHESTER STREET
 ST. PAUL, MINNESOTA 55107

RES Project #: 12237
 Date: 09/11/2012
 SHEET
A2
 OF 2 SHEETS



MXB-1

DRYWALL (NO COMPOUND)




MXB-2

DRYWALL (NO COMPOUND)



MXB-3

DRYWALL (NO COMPOUND)



McCall and Spero
Environmental, Inc.

Specialists in Microanalysis

1831 Williamson Court • Suite 100 • Louisville, KY 40223
Phone (502) 244-7135 • (800) 841-0180 • FAX (502) 244-7136

E-mail: customerservice@mse-labs.com • Website: www.mse-labs.com

Date: September 24, 2012

Attention: Bill Williams
Reliable Environmental Solutions, Inc.

Subject: Analysis of bulk samples for asbestos mineral fibers by Polarized Light
Microscopy (PLM) with Dispersion Staining (EPA/600/R-93/116)

RE: MSE-P9172RES
Americold - St. Paul, MN 240 Chester Street Project
RES# 12237

Dear Mr. Williams :


McCall & Spero Environmental, Inc. has completed the analyses of the bulk samples we received from your offices on September 17, 2012. These samples represent the bulk samples from the Americold - St. Paul, MN 240 Chester Street Project .

The PLM bulk analysis was performed according to the "Method of the Determination of Asbestos in Bulk Building Materials", R. L. Perkins and B. W. Harvey (EPA/600/R-93/116).

The results for the one hundred ninety eight (198) samples are summarized in the following report. Please note that for samples consisting of two or more distinct components, each component is analyzed and reported individually (EPA 40 CFR Part 61 [FRL-4821-71]).

Thank you for consulting McCall & Spero Environmental, Inc. Should you have any questions concerning these results, please contact our office.

Sincerely,



J. Scott Board, B.S.
Laboratory Director

SUMMARY OF PLM BULK ANALYSIS RESULTS

Page 1

Project Name: Americold - St. Paul, MN 240 Chester Street Project RES# 12237
 McCall & Spero Environmental Project No. MSE-P9172RES

MSE # P9172RES-	SAMPLE # DESCRIPTION	ASBESTOS TYPE & %	OTHER FIBROUS MATERIAL & %	% NON-FIBROUS MATERIAL	COLOR
001	SCA-1 Miscellaneous	CH / 3%	Cellulose / 2%	95%	Gray
002	SCA-2 Miscellaneous	CH / 3%	Cellulose / 2%	95%	Gray
003	SCA-3 Miscellaneous	CH / 3%	Cellulose / 2%	95%	Gray
004	SFA-1 Miscellaneous	ND	ND	100%	Gray
005	SFA-2 Miscellaneous	ND	ND	100%	Gray
006	SFA-3 Miscellaneous	ND	ND	100%	Gray
007	TJA-1 Miscellaneous	ND	Cellulose / 5% Glass / 10%	85%	Gray
008	TJA-2 Miscellaneous	ND	Cellulose / 5% Glass / 10%	85%	Gray
009	TJA-3 Miscellaneous	ND	Cellulose / 5% Glass / 10%	85%	Gray
010	TTA-1 Miscellaneous	CH / 3%	Cellulose / 2%	95%	Gray
011	TTA-2 Miscellaneous	CH / 3%	Cellulose / 2%	95%	Gray
012	TTA-3 Miscellaneous	CH / 3%	Cellulose / 2%	95%	Gray
013	MCA-1 Miscellaneous	ND	Cellulose / 40% Glass / 40%	20%	Gray
014	MCA-2 Miscellaneous	ND	Cellulose / 40% Glass / 40%	20%	Gray
015	MCA-3 Miscellaneous	ND	Cellulose / 40% Glass / 40%	20%	Gray

McCall & Spero Environmental, Inc.

Americold 192

SUMMARY OF PLM BULK ANALYSIS RESULTS

Page 2

MSE # P9172RES-	SAMPLE # DESCRIPTION	ASBESTOS TYPE & %	OTHER FIBROUS MATERIAL & %	% NON-FIBROUS MATERIAL	COLOR
016	MCB-1 Miscellaneous	CH / 3%	Cellulose / 2% Glass / 80%	15%	Gray
017	MCB-2 Miscellaneous	CH / 3%	Cellulose / 2% Glass / 80%	15%	Gray
018	MCB-3 Miscellaneous	CH / 3%	Cellulose / 2% Glass / 80%	15%	Gray
019	MCC-1 Miscellaneous	ND	Cellulose / 40% Glass / 40%	20%	Gray
020	MCC-2 Miscellaneous	ND	Cellulose / 40% Glass / 40%	20%	Gray
021	MCC-3 Miscellaneous	ND	Cellulose / 40% Glass / 40%	20%	Gray
022	MCD-1 Miscellaneous	ND	Cellulose / 40% Glass / 40%	20%	Gray
023	MCD-2 Miscellaneous	ND	Cellulose / 40% Glass / 40%	20%	Gray
024	MCD-3 Miscellaneous	ND	Cellulose / 95%	5%	Brown
025	MCE-1 Miscellaneous	ND	Cellulose / 95%	5%	Brown
026	MCE-2 Miscellaneous	ND	Cellulose / 95%	5%	Brown
027	MCE-3 Miscellaneous	ND	Cellulose / 95%	5%	Brown
028	MCF-1 Miscellaneous	ND	Cellulose / 40% Glass / 40%	20%	Gray
029	MCF-2 Miscellaneous	ND	Cellulose / 40% Glass / 40%	20%	Gray
030	MCF-3 Miscellaneous	ND	Cellulose / 40% Glass / 40%	20%	Gray

McCall & Spero Environmental, Inc.

Americold 193

SUMMARY OF PLM BULK ANALYSIS RESULTS

Page 3

MSE # P9172RES-	SAMPLE # DESCRIPTION	ASBESTOS TYPE & %	OTHER FIBROUS MATERIAL & %	% NON-FIBROUS MATERIAL	COLOR
031	MCG-1 Miscellaneous	ND	Cellulose / 40% Glass / 40%	20%	Gray
032	MCG-2 Miscellaneous	ND	Cellulose / 40% Glass / 40%	20%	Gray
033	MCG-3 Miscellaneous	ND	Cellulose / 40% Glass / 40%	20%	Gray
034	MCH-1 Miscellaneous	ND	Cellulose / 40% Glass / 40%	20%	Gray
035	MCH-2 Miscellaneous	ND	Cellulose / 40% Glass / 40%	20%	Gray
036	MCH-3 Miscellaneous	ND	Cellulose / 40% Glass / 40%	20%	Gray
037	MCI-1 Miscellaneous	ND	Cellulose / 40% Glass / 40%	20%	Gray
038	MCI-2 Miscellaneous	ND	Cellulose / 40% Glass / 40%	20%	Gray
039	MCI-3 Miscellaneous	ND	Cellulose / 40% Glass / 40%	20%	Gray
040	MCK-1 Miscellaneous	ND	Cellulose / 40% Glass / 40%	20%	Gray
041	MCK-2 Miscellaneous	ND	Cellulose / 40% Glass / 40%	20%	Gray
042	MCK-3 Miscellaneous	ND	Cellulose / 40% Glass / 40%	20%	Gray
043	MCL-1 Miscellaneous	ND	Cellulose / 40% Glass / 40%	20%	Gray
044	MCL-2 Miscellaneous	ND	Cellulose / 40% Glass / 40%	20%	Gray
045	MCL-3 Miscellaneous	ND	Cellulose / 40% Glass / 40%	20%	Gray

McCall & Spero Environmental, Inc.

Americold 194

SUMMARY OF PLM BULK ANALYSIS RESULTS

Page 4

MSE # P9172RES-	SAMPLE # DESCRIPTION	ASBESTOS TYPE & %	OTHER FIBROUS MATERIAL & %	% NON-FIBROUS MATERIAL	COLOR
046	MCM-1 Miscellaneous	ND	Cellulose / 40% Glass / 40%	20%	Gray
047	MCM-2 Miscellaneous	ND	Cellulose / 40% Glass / 40%	20%	Gray
048	MCM-3 Miscellaneous	ND	Cellulose / 40% Glass / 40%	20%	Gray
049 (A)	MFA-1 (A) Tile	ND**	Cellulose / 2%	98%	Gray
049 (B)	MFA-1 (B) Mastic	CH / 3%	Cellulose / 2%	95%	Black
050 (A)	MFA-2 (A) Tile	ND**	Cellulose / 2%	98%	Gray
050 (B)	MFA-2 (B) Mastic	CH / 3%	Cellulose / 2%	95%	Black
051 (A)	MFA-3 (A) Tile	ND**	Cellulose / 2%	98%	Gray
051 (B)	MFA-3 (B) Mastic	CH / 3%	Cellulose / 2%	95%	Black
052	MFB-1 Miscellaneous	ND**	ND	100%	Brown
053	MFB-2 Miscellaneous	ND**	ND	100%	Brown
054	MFB-3 Miscellaneous	ND**	ND	100%	Brown
055 (A)	MFC-1 (A) Tile	CH / 2%	Cellulose / 2%	96%	Gray
055 (B)	MFC-1 (B) Mastic	CH / 5%	Cellulose / 2%	93%	Black
056 (A)	MFC-2 (A) Tile	CH / 2%	Cellulose / 2%	96%	Gray

McCall & Spero Environmental, Inc.

Americold 195

SUMMARY OF PLM BULK ANALYSIS RESULTS

Page 5

MSE # P9172RES-	SAMPLE # DESCRIPTION	ASBESTOS TYPE & %	OTHER FIBROUS MATERIAL & %	% NON-FIBROUS MATERIAL	COLOR
056 (B)	MFC-2 (B) Mastic	CH / 5%	Cellulose / 2%	93%	Black
057 (A)	MFC-3 (A) Tile	CH / 2%	Cellulose / 2%	96%	Gray
057 (B)	MFC-3 (B) Mastic	CH / 5%	Cellulose / 2%	93%	Black
058 (A)	MFD-1 (A) Vinyl	ND	Cellulose / 20% Glass / 2%	78%	Gray
058 (B)	MFD-1 (B) Mastic	CH / 2%	Cellulose / 2%	96%	Yellow / Black
059 (A)	MFD-2 (A) Vinyl	ND	Cellulose / 20% Glass / 2%	78%	Gray
059 (B)	MFD-2 (B) Mastic	CH / 2%	Cellulose / 2%	96%	Yellow / Black
060 (A)	MFD-3 (A) Vinyl	ND	Cellulose / 20% Glass / 2%	78%	Gray
060 (B)	MFD-3 (B) Mastic	CH / 2%	Cellulose / 2%	96%	Yellow / Black
061 (A)	MFE-1 (A) Tile	CH / 3%	Cellulose / 2%	95%	Gray
061 (B)	MFE-1 (B) Mastic	CH / 5%	Cellulose / 2%	93%	Black
062 (A)	MFE-2 (A) Tile	CH / 3%	Cellulose / 2%	95%	Gray
062 (B)	MFE-2 (B) Mastic	CH / 5%	Cellulose / 2%	93%	Black
063 (A)	MFE-3 (A) Tile	CH / 3%	Cellulose / 2%	95%	Gray
063 (B)	MFE-3 (B) Mastic	CH / 5%	Cellulose / 2%	93%	Black

McCall & Spero Environmental, Inc.

Americold 196

SUMMARY OF PLM BULK ANALYSIS RESULTS

Page 6

MSE # P9172RES-	SAMPLE # DESCRIPTION	ASBESTOS TYPE & %	OTHER FIBROUS MATERIAL & %	% NON-FIBROUS MATERIAL	COLOR
064 (A)	MFF-1 (A) Tile	CH / 2%	Cellulose / 2%	96%	Gray
064 (B)	MFF-1 (B) Mastic	CH / 3%	Cellulose / 2%	95%	Black
065 (A)	MFF-2 (A) Tile	CH / 2%	Cellulose / 2%	96%	Gray
065 (B)	MFF-2 (B) Mastic	CH / 3%	Cellulose / 2%	95%	Black
066 (A)	MFF-3 (A) Tile	CH / 2%	Cellulose / 2%	96%	Gray
066 (B)	MFF-3 (B) Mastic	CH / 3%	Cellulose / 2%	95%	Black
067 (A)	MFG-1 (A) Tile	CH / 3%	Cellulose / 2%	95%	Gray
067 (B)	MFG-1 (B) Mastic	ND**	Cellulose / 2%	98%	Yellow
068 (A)	MFG-2 (A) Tile	CH / 3%	Cellulose / 2%	95%	Gray
068 (B)	MFG-2 (B) Mastic	ND**	Cellulose / 2%	98%	Yellow
069 (A)	MFG-3 (A) Tile	CH / 3%	Cellulose / 2%	95%	Gray
069 (B)	MFG-3 (B) Mastic	ND**	Cellulose / 2%	98%	Yellow
070 (A)	MFG-4 (A) Tile	ND**	Cellulose / 2%	98%	Gray
070 (B)	MFG-4 (B) Mastic	ND**	Cellulose / 2%	98%	Black / Yellow
071 (A)	MFH-1 (A) Tile	ND**	Cellulose / 2%	98%	Gray

McCall & Spero Environmental, Inc.

Americold 197

SUMMARY OF PLM BULK ANALYSIS RESULTS

Page 7

MSE # P9172RES-	SAMPLE # DESCRIPTION	ASBESTOS TYPE & %	OTHER FIBROUS MATERIAL & %	% NON-FIBROUS MATERIAL	COLOR
071 (B)	MFH-1 (B) Mastic	ND**	Cellulose / 2%	98%	Yellow
072 (A)	MFH-2 (A) Tile	ND**	Cellulose / 2%	98%	Gray
072 (B)	MFH-2 (B) Mastic	ND**	Cellulose / 2%	98%	Yellow
073 (A)	MFH-3 (A) Tile	ND**	Cellulose / 2%	98%	Gray
073 (B)	MFH-3 (B) Mastic	ND**	Cellulose / 2%	98%	Yellow
074 (A)	MFI-1 (A) Tile	ND**	Cellulose / 2%	98%	Gray
074 (B)	MFI-1 (B) Mastic	ND**	Cellulose / 2%	98%	Yellow
075 (A)	MFI-2 (A) Tile	ND**	Cellulose / 2%	98%	Gray
075 (B)	MFI-2 (B) Mastic	ND**	Cellulose / 2%	98%	Yellow
076 (A)	MFI-3 (A) Tile	ND**	Cellulose / 2%	98%	Gray
076 (B)	MFI-3 (B) Mastic	ND**	Cellulose / 2%	98%	Yellow
077	MMA-1 Miscellaneous	ND**	Cellulose / 2%	98%	Gray
078	MMA-2 Miscellaneous	ND**	Cellulose / 2%	98%	Gray
079	MMA-3 Miscellaneous	ND**	Cellulose / 2%	98%	Gray
080	MMB-1 Miscellaneous	ND**	Cellulose / 2%	98%	Yellow

McCall & Spero Environmental, Inc.

Americold 198

SUMMARY OF PLM BULK ANALYSIS RESULTS

Page 8

MSE # P9172RES-	SAMPLE # DESCRIPTION	ASBESTOS TYPE & %	OTHER FIBROUS MATERIAL & %	% NON-FIBROUS MATERIAL	COLOR
081	MMB-2 Miscellaneous	ND**	Cellulose / 2%	98%	Yellow
082	MMB-3 Miscellaneous	ND**	Cellulose / 2%	98%	Yellow
083	MMC-1 Miscellaneous	ND**	Cellulose / 2%	98%	Gray
084	MMC-2 Miscellaneous	ND**	Cellulose / 2%	98%	Gray
085	MMC-3 Miscellaneous	ND**	Cellulose / 2%	98%	Gray
086	MMD-1 Miscellaneous	ND**	Cellulose / 2%	98%	Tan / Red
087	MMD-2 Miscellaneous	ND**	Cellulose / 2%	98%	Tan / Red
088	MMD-3 Miscellaneous	ND**	Cellulose / 2%	98%	Tan / Red
089	MME-1 Miscellaneous	ND**	Glass / 2%	98%	Gray
090	MME-2 Miscellaneous	ND**	Glass / 2%	98%	Gray
091	MME-3 Miscellaneous	ND**	Glass / 2%	98%	Gray
092	MMF-1 Miscellaneous	ND**	Cellulose / 2%	98%	Yellow
093	MMF-2 Miscellaneous	ND**	Cellulose / 2%	98%	Yellow
094	MMF-3 Miscellaneous	ND**	Cellulose / 2%	98%	Brown
095	MMG-1 Miscellaneous	ND**	Cellulose / 2%	98%	Gray

McCall & Spero Environmental, Inc.

Americold 199

SUMMARY OF PLM BULK ANALYSIS RESULTS

Page 9

MSE # P9172RES-	SAMPLE # DESCRIPTION	ASBESTOS TYPE & %	OTHER FIBROUS MATERIAL & %	% NON-FIBROUS MATERIAL	COLOR
096	MMG-2 Miscellaneous	ND**	Cellulose / 2%	98%	Gray
097	MMG-3 Miscellaneous	ND**	Cellulose / 2%	98%	Gray
098	MMH-1 Miscellaneous	ND**	Cellulose / 2%	98%	Gray
099	MMH-2 Miscellaneous	ND**	Cellulose / 2%	98%	Gray
100	MMH-3 Miscellaneous	ND**	Cellulose / 2%	98%	Gray
101	MMI-1 Miscellaneous	ND**	Cellulose / 2%	98%	Gray
102	MMI-2 Miscellaneous	ND**	Cellulose / 2%	98%	Gray
103	MMI-3 Miscellaneous	ND**	Cellulose / 2%	98%	Gray
104	MMJ-1 Miscellaneous	ND**	Cellulose / 2%	98%	Gray
105	MMJ-2 Miscellaneous	ND**	Cellulose / 2%	98%	Gray
106	MMJ-3 Miscellaneous	ND**	Cellulose / 2%	98%	Gray
107	MML-1 Miscellaneous	ND**	Cellulose / 2%	98%	Yellow
108	MML-2 Miscellaneous	CH / 3%	Cellulose / 2%	95%	Yellow / Black
109	MML-3 Miscellaneous	ND**	Cellulose / 2%	98%	Yellow
110	MML-4 Miscellaneous	ND**	Cellulose / 2%	98%	Yellow

McCall & Spero Environmental, Inc.

Americold 200

SUMMARY OF PLM BULK ANALYSIS RESULTS

Page 10

MSE # P9172RES-	SAMPLE # DESCRIPTION	ASBESTOS TYPE & %	OTHER FIBROUS MATERIAL & %	% NON-FIBROUS MATERIAL	COLOR
111	MMN-1 Miscellaneous	ND**	ND	100%	White
112	MMN-2 Miscellaneous	ND**	ND	100%	White
113	MMN-3 Miscellaneous	ND**	ND	100%	White
114	MMO-1 Miscellaneous	ND**	Cellulose / 2%	98%	Gray
115	MMO-2 Miscellaneous	ND**	Cellulose / 2%	98%	Gray
116	MMO-3 Miscellaneous	ND**	Cellulose / 2%	98%	Gray
117	MMP-1 Miscellaneous	ND**	Cellulose / 2%	98%	Gray
118	MMP-2 Miscellaneous	ND**	Cellulose / 2%	98%	Gray
119	MMP-3 Miscellaneous	ND**	Cellulose / 2%	98%	Gray
120	MMQ-1 Miscellaneous	ND**	Cellulose / 2%	98%	Gray
121	MMQ-2 Miscellaneous	ND**	Cellulose / 2%	98%	Gray
122	MMQ-3 Miscellaneous	ND**	Cellulose / 2%	98%	Gray
123	MMR-1 Miscellaneous	ND**	Cellulose / 5%	95%	Gray / Black
124	MMR-2 Miscellaneous	ND**	Cellulose / 5%	95%	Gray / Black
125	MMR-3 Miscellaneous	ND**	Cellulose / 5%	95%	Gray / Black

McCall & Spero Environmental, Inc.

Americold 201

SUMMARY OF PLM BULK ANALYSIS RESULTS

Page 11

MSE # P9172RES-	SAMPLE # DESCRIPTION	ASBESTOS TYPE & %	OTHER FIBROUS MATERIAL & %	% NON-FIBROUS MATERIAL	COLOR
126	MMS-1 Miscellaneous	CH / 5%	Cellulose / 5%	90%	Black
127	MMS-2 Miscellaneous	CH / 5%	Cellulose / 5%	90%	Black
128	MMS-3 Miscellaneous	CH / 5%	Cellulose / 5%	90%	Black
129	MMT-1 Miscellaneous	ND**	Cellulose / 2%	98%	Yellow
130	MMT-2 Miscellaneous	ND**	Cellulose / 2%	98%	Gray
131	MMT-3 Miscellaneous	ND**	Cellulose / 2%	98%	Gray
132	MMU-1 Miscellaneous	ND**	ND	100%	Gray
133	MMU-2 Miscellaneous	ND**	ND	100%	Gray
134	MMU-3 Miscellaneous	ND**	ND	100%	Gray
135	MMV-1 Miscellaneous	ND**	ND	100%	Gray
136	MMV-2 Miscellaneous	ND**	ND	100%	Gray
137	MMV-3 Miscellaneous	ND**	ND	100%	Gray
138	MMW-1 Miscellaneous	ND**	Cellulose / 2%	98%	Pink
139	MMW-2 Miscellaneous	ND**	Cellulose / 2%	98%	Pink
140	MMW-3 Miscellaneous	ND**	Cellulose / 2%	98%	Pink

McCall & Spero Environmental, Inc.

SUMMARY OF PLM BULK ANALYSIS RESULTS

Page 12

MSE # P9172RES-	SAMPLE # DESCRIPTION	ASBESTOS TYPE & %	OTHER FIBROUS MATERIAL & %	% NON-FIBROUS MATERIAL	COLOR
141	MMX-1 Miscellaneous	ND**	Cellulose / 2%	98%	Gray
142	MMX-2 Miscellaneous	ND**	Cellulose / 2%	98%	Gray
143	MMX-3 Miscellaneous	ND**	Cellulose / 2%	98%	Gray
144	MMY-1 Miscellaneous	ND**	Cellulose / 2%	98%	Gray
145	MMY-2 Miscellaneous	ND**	Cellulose / 2%	98%	Gray
146	MMY-3 Miscellaneous	ND**	Cellulose / 2%	98%	Gray
147	MMZ-1 Miscellaneous	CH / 3%	Cellulose / 2%	95%	Gray
148	MMZ-2 Miscellaneous	ND**	Cellulose / 2%	98%	Gray
149	MMZ-3 Miscellaneous	CH / 3%	Cellulose / 2%	98%	Gray
150	MMAA-1 Miscellaneous	ND**	ND	100%	Gray
151	MMAA-2 Miscellaneous	ND**	ND	100%	Gray
152	MMAA-3 Miscellaneous	ND**	ND	100%	Gray
153	MMAB-1 Miscellaneous	ND**	Cellulose / 2%	98%	Gray
154	MMAB-2 Miscellaneous	ND**	Cellulose / 2%	98%	Gray
155	MMAB-3 Miscellaneous	ND**	Cellulose / 2%	98%	Gray

McCall & Spero Environmental, Inc.

Americold 203

SUMMARY OF PLM BULK ANALYSIS RESULTS

Page 13

MSE # P9172RES-	SAMPLE # DESCRIPTION	ASBESTOS TYPE & %	OTHER FIBROUS MATERIAL & %	% NON-FIBROUS MATERIAL	COLOR
156	MMAC-1 Miscellaneous	ND**	ND	100%	Gray
157	MMAC-2 Miscellaneous	ND**	ND	100%	Gray
158	MMAC-3 Miscellaneous	ND**	ND	100%	Gray
159	MMAD-1 Miscellaneous	ND**	ND	100%	Gray
160	MMAD-2 Miscellaneous	ND**	ND	100%	Gray
161	MMAD-3 Miscellaneous	ND**	ND	100%	Gray
162	MMAE-1 Miscellaneous	CH / 5%	Cellulose / 2%	93%	Gray
163	MMAE-2 Miscellaneous	CH / 5%	Cellulose / 2%	93%	Gray
164	MMAE-3 Miscellaneous	CH / 5%	Cellulose / 2%	93%	Gray
165	MMAF-1 Miscellaneous	ND**	Cellulose / 2%	98%	Brown
166	MMAF-2 Miscellaneous	ND**	Cellulose / 2%	98%	Brown
167	MMAF-3 Miscellaneous	ND**	Cellulose / 2%	98%	Brown
168	MXA-1 Miscellaneous	CH / 3%	Cellulose / 10%	87%	Gray
169	MXA-2 Miscellaneous	CH / 3%	Cellulose / 10%	87%	Gray
170	MXA-3 Miscellaneous	CH / 3%	Cellulose / 10%	87%	Gray

McCall & Spero Environmental, Inc.

Americold 204

SUMMARY OF PLM BULK ANALYSIS RESULTS

Page 14

MSE # P9172RES-	SAMPLE # DESCRIPTION	ASBESTOS TYPE & %	OTHER FIBROUS MATERIAL & %	% NON-FIBROUS MATERIAL	COLOR
171	MXB-1 Miscellaneous	ND	Cellulose / 20%	80%	Gray
172	MXB-2 Miscellaneous	ND	Cellulose / 20%	80%	Gray
173	MXB-3 Miscellaneous	ND	Cellulose / 20%	80%	Gray

NOTES:

ND = None Detected
CR = Crocidolite

CH = Chrysotile
AN = Anthophyllite

A = Amosite

AC = Actinolite


TR = Tremolite

For samples consisting of separate components, each component is analyzed and reported separately.

Results apply only to items tested. Quantification is accurate to within $\pm 10\%$. Results from this report must not be reproduced, except in full, with the approval of McCall & Spero Environmental, Inc. This report must not be used to claim product endorsement by NVLAP or any agency of the U.S. Government.

** EPA recommends that bulk materials found negative for asbestos or less than one percent asbestos by polarized light microscopy that fall into one of five dominantly nonfriable categories be reanalyzed by an additional method, such as transmission electron microscopy. (EPA Notice of Advisory, FR Vol. 59, No. 146 & Test Method EPA 600/ R-93/ 116).

Analyst: J. Scott Board, B.S.



McCall & Spero Environmental, Inc.

Americold 205

CHAIN OF CUSTODY RECORD FOR ASBESTOS BULK SAMPLES

1. Facility Name: Americold - St. Paul, MN 2. Project #: 12237
3. Building Address: 240 Chester Street 4. Date Collected: 9/12/12
5. Inspectors Name: STEVEN CHARLTON 6. License #: _____
7. Sample Numbers: SCA-1,2,3, SFA-1,2,3, TTA-1,2,3, TTA-1,2,3, MCA-1,2,3, MCR-1,2,3,
MCL-1,2,3, MCD-1,2,3, MCE-1,2,3, MCF-1,2,3, MCG-1,2,3, MCH-1,2,3, MCI-1,2,3,
MCK-1,2,3, MCL-1,2,3, MCM-1,2,3, MCA-1,2,3, MFR-1,2,3, MFC-1,2,3, MFD-1,2,3,
MFE-1,2,3, MEF-1,2,3, MFG-1,2,3, MFN-1,2,3 8. Total # Samples: 173
COMMENTS: MFI-1,2,3, MMA-1,2,3, MMB-1,2,3 Analysis Type: PLM
TURNAROUND: RUSH 24 HOUR 2-3 DAY 4-5 DAY OTHER _____

9. Sample Numbers Relinquished: See item 7 above
Relinquished by: S. Charan Representing: Reliable Env. Solutions, Inc.
Signature: [Signature]
Method of Transmission: FED EX
Date and Time: 9/14/12 5:00PM
Sample Numbers Received: 173
Received by: J. Scott Representing: MSC
Signature: [Signature]
Conditions of Samples upon Receipt: OK
Date and Time: 9/17/12
Reason for obtaining Samples: PLM

10. Sample Numbers Relinquished: _____
Relinquished by: _____ Representing: _____
Signature: _____
Method of Transmission: _____
Date and Time: _____
Sample Numbers Received: _____
Received by: _____ Representing: _____
Signature: _____
Conditions of Samples upon Receipt: _____
Date and Time: _____
Reason for obtaining Samples: _____

11. Sample Numbers Relinquished: _____
Relinquished by: _____ Representing: _____
Signature: _____
Method of Transmission: _____
Date and Time: _____
Sample Numbers Received: _____
Received by: _____
Signature: _____
Conditions of Samples upon Receipt: _____
Date and Time: _____
Reason for obtaining Samples: _____



CHAIN OF CUSTODY RECORD FOR ASBESTOS BULK SAMPLES

1. Facility Name: Americold - St. Paul, MN 2. Project #: 12237
3. Building Address: 240 CHESTNUT STREET 4. Date Collected: 9/12/12
5. Inspectors Name: STONER, SHARMA 6. License #: _____
7. Sample Numbers: MMCL-1,2,3, MMD-1,2,3, MME-1,2,3, MMF-1,2,3, MMG-1,2,3,
MMH-1,2,3, MMI-1,2,3, MMJ-1,2,3, MML-1,2,3,4, M MN-1,2,3, M MO-1,2,3, MMP-1,2,3,
MMQ-1,2,3, MMR-1,2,3, MMS-1,2,3, MMT-1,2,3, MMV-1,2,3, MMW-1,2,3,
MMX-1,2,3, MMY-1,2,3, MMZ-1,2,3, MMAA-1,2,3, 8. Total # Samples: 173
COMMENTS: MMAB-1,2,3, MMAC-1,2,3, MMAD-1,2,3, MMAE-1,2,3, MMAF-1,2,3, Analysis Type: PLM
TURNAROUND: RUSH 24 HOUR 2-3 DAY 4-5 DAY OTHER _____

9. Sample Numbers Relinquished: See item 7 above
Relinquished by: S. Charra Representing: Reliable Env. Solutions, Inc.
Signature: [Signature]
Method of Transmission: Fedex
Date and Time: 9/14/12 STONER

Sample Numbers Received: 173
Received by: Isaac Borg Representing: MSA
Signature: [Signature]
Conditions of Samples upon Receipt: OK
Date and Time: 9/17/12
Reason for obtaining Samples: PLM

10. Sample Numbers Relinquished: _____
Relinquished by: _____ Representing: _____
Signature: _____
Method of Transmission: _____
Date and Time: _____

Sample Numbers Received: _____
Received by: _____ Representing: _____
Signature: _____
Conditions of Samples upon Receipt: _____
Date and Time: _____
Reason for obtaining Samples: _____

11. Sample Numbers Relinquished: _____
Relinquished by: _____ Representing: _____
Signature: _____
Method of Transmission: _____
Date and Time: _____

Sample Numbers Received: _____
Received by: _____
Signature: _____
Conditions of Samples upon Receipt: _____
Date and Time: _____
Reason for obtaining Samples: _____

(2)



**National Voluntary
Laboratory Accreditation Program**



SCOPE OF ACCREDITATION TO ISO/IEC 17025:2005

McCall and Spero Environmental, Inc.

1831 Williamson Court, Suite 100

Louisville, KY 40223-4201

Mr. R. Dale McCall, M.S.

Phone: 502-244-7135 Fax: 502-244-7136

E-Mail: dale@mse-labs.com

URL: <http://www.mse-labs.com>

BULK ASBESTOS FIBER ANALYSIS (PLM)

NVLAP LAB CODE 101895-0

NVLAP Code Designation / Description

18/A01 EPA-600/M4-82-020: Interim Method for the Determination of Asbestos in Bulk Insulation Samples

2012-07-01 through 2013-06-30

Effective dates

For the National Institute of Standards and Technology

United States Department of Commerce
National Institute of Standards and Technology



Certificate of Accreditation to ISO/IEC 17025:2005

NVLAP LAB CODE: 101895-0

McCall and Spero Environmental, Inc.
Louisville, KY

*is accredited by the National Voluntary Laboratory Accreditation Program for specific services,
listed on the Scope of Accreditation, for:*

BULK ASBESTOS FIBER ANALYSIS

*This laboratory is accredited in accordance with the recognized International Standard ISO/IEC 17025:2005.
This accreditation demonstrates technical competence for a defined scope and the operation of a laboratory quality
management system (refer to joint ISO-ILAC-IAF Communiqué dated January 2009).*


2012-07-01 through 2013-06-30

Effective dates



A handwritten signature in black ink, appearing to read 'William R. McCall'.

For the National Institute of Standards and Technology



ASBESTOS
INSPECTOR

Certified by:
State of Minnesota
Department of Health

Expires: 08/09/2013

Steven T Charron
6 Meadow Ln
Lincoln IL 62656

Franklin S. Bremer
Director, Env. Health Div.

No. A112082 Issued: 08/16/2012

Certificate No: 5LM080912171R

Expiration Date: August 9, 2013


This is to certify that
Steven Charron
has attended and successfully completed an
ASBESTOS INSPECTOR
REFRESHER TRAINING COURSE

permitted by
the State of Minnesota under Minnesota Rules 4620.3702 to 4620.3722
and meets the requirements of
Section 206 of Title II of the Toxic Substances Control Act (TSCA)
conducted by

Lake States Environmental, Ltd.

in
White Bear Lake, MN on August 9, 2012
Examination Date: August 9, 2012

Lake States Environmental, Ltd
P. O. Box 645, Rice Lake, WI 54868
(800) 254-9811


Training Instructor

Recommendation Summary

%	Title	Recommendation	Action Taken	Person Responsible	Assigned To	Due Date	Date Completed
100%	Severity: A (0-6 Months) <i>Item 1: C1-1, C2-1, C3-1, C4-1, B3-1, B2-1, B1-1</i>	Recommend to label the unit(s) per code.	added labels		Brisson, John	3/31/2017	12/28/2016
100%	Severity: A (0-6 Months) <i>Item 2: C1-1, C2-1, C3-1, C4-1</i>	Recommend to replace label and install new heat shield.	added labels		Brisson, John	3/31/2017	3/9/2017
100%	Severity: A (0-6 Months) <i>Item 3: B3-1</i>	Recommend to label the oil separator per code.	added label		Brisson, John	3/31/2017	12/28/2016
100%	Severity: A (0-6 Months) <i>Item 4: B2-1</i>	Recommend to label per code.	added label		Brisson, John	3/31/2017	12/28/2016
100%	Severity: A (0-6 Months) <i>Item 5: B1-1</i>	Recommend to label per code.	added label		Brisson, John	3/31/2017	12/28/2016
100%	Severity: A (0-6 Months) <i>Item 6: V2-1</i>	Recommend to terminate wire correctly, or install new wire.	wire was terminated correctly		Brisson, John	4/30/2017	4/28/2017
100%	Severity: A (0-6 Months) <i>Item 7: COND-1-1</i>	Recommend to replace the belt or bearing.	Replaced belt		Brisson, John	6/30/2017	6/23/2017
100%	Severity: A (0-6 Months) <i>Item 8: COND-1-1</i>	Recommend to change the bearing lubrication frequency. Greasing frequency has been reduced Condensers will be cleaned in late spring of 2018 Condensers will be pressure washed in the late spring	New grease and time between greasing was established for this condenser		Brisson, John	6/30/2018	12/27/2017
100%	Severity: A (0-6 Months) <i>Item 9: ER#1</i>	Recommend to repair the louver.	New emergency ventilation was installed project was complete 12/28/2017		Brisson, John	12/30/2017	12/28/2017
100%	Severity: A (0-6 Months) <i>Item 10: ER#1</i>	Recommend to eliminate the Auto mode.	eliminated auto function		Brisson, John	6/30/2017	4/4/2017
100%	Severity: A (0-6 Months) <i>Item 11: Z5-1</i>	Recommend to install valve tags.	Added new tag		Brisson, John	2/28/2017	3/7/2017
100%	Severity: A (0-6 Months) <i>Item 12: Z5-1</i>	Recommend to install a cover.	Added new cover		Brisson, John	2/28/2017	3/7/2017
100%	Severity: A (0-6 Months) <i>Item 13: Z1-1</i>	Recommend to install pipe labels.	Added new label		Brisson, John	2/28/2017	3/7/2017
100%	Severity: A (0-6 Months) <i>Item 14: Z1-1</i>	Recommend to remove the ice consider re-insulating.	Removed ice		Brisson, John	2/28/2017	2/8/2017
100%	Severity: A (0-6 Months) <i>Item 15: Z2-1</i>	Recommend to remove the ice, consider re-insulating.	Removed ice		Brisson, John	2/28/2017	2/8/2017

100%	Severity: A (0-6 Months) <i>Item 16: Z2-1</i>	Recommend to repair the insulation. Insulation will be repaired by the end of February Capital project for 2020	Ice management is in place and ice is periodically removed from the piping		Brisson, John	9/30/2020	4/14/2020
100%	Severity: A (0-6 Months) <i>Item 17: Z3-1</i>	Recommend to remove the ice, consider re-insulating.	Removed ice		Brisson, John	2/28/2017	2/8/2017
100%	Severity: A (0-6 Months) <i>Item 18: General Safety-NDT Piping</i>	Tested 28 points between the 2 engine rooms point 1 insulation was removed we will monitor again in 6 months point 11 testing preformed monitor again in 6 months point 22 testing was preformed tested at 4% wall loss point 33 tested no further pipe wall loss point 39 tested no further pipe wall loss			Brisson, John	3/31/2018	3/27/2018
100%	Severity: B (0-12 months) <i>Item 1: C3-1</i>	Recommend to scrape, prime and paint affected area.	Completed task		Brisson, John	8/31/2017	8/30/2017
100%	Severity: B (0-12 months) <i>Item 2: B3-1</i>	Recommend to scrape, prime and paint the affected area.	Completed task		Brisson, John	8/31/2017	8/29/2017
100%	Severity: B (0-12 months) <i>SP Item 3: COND-1</i>	Consider repalcing cross members when replacing condener or have a PE confirm structural information. This is a capital project for 2019 This project will be completed by 7/31/2019 capital funds were available	New steel was welded to existing I beams and bracing was welded in on three I beams for condenser base		Brisson, John	7/31/2019	6/18/2019
100%	Severity: B (0-12 months) <i>Item 4: COND1-1</i>	Recommend to re-paint all paints.	re paint all pipes		Brisson, John	11/29/2017	11/20/2017
100%	Severity: B (0-12 months) <i>Item 5: Z4-1</i>	Recommend to repair the insulation.	Ice management is in place ice is removed periodically from piping		Brisson, John	4/30/2020	4/14/2020
100%	Severity: C (0-18 Months) <i>Item 1: Ventilation Calculations</i>	Recommend to complete ventilation calculations for facility Engine Room(s).	New emergency ventilation was installed meets all current IIAR-2 standards		Brisson, John	12/31/2017	12/28/2017

Recommendation Summary

%	Title	Recommendation	Action Taken	Person Responsible	Assigned To	Due Date	Date Completed
100%	Severity: A (0-6 Months) <i>Item 1: C1-2</i>	Recommend to label the oil separator per code.	labeled oil separator		Brisson, John	3/30/2017	3/31/2017
100%	Severity: A (0-6 Months) <i>Item 2: C1-2</i>	Recommend to install a handle.	installed handle		Brisson, John	12/30/2016	7/6/2016
100%	Severity: A (0-6 Months) <i>Item 3: C2-2</i>	Recommend to change the label.	labeled oil separator		Brisson, John	3/30/2017	3/31/2017
100%	Severity: A (0-6 Months) <i>Item 4: C3-2</i>	Consider labelling unit per code.	labeled unit		Brisson, John	3/30/2017	12/20/2016
100%	Severity: A (0-6 Months) <i>Item 5: C3-2 OS</i>	Consider labelling unit per code.	label oil separator		Brisson, John	3/30/2017	3/31/2017
100%	Severity: A (0-6 Months) <i>Item 6: C3-2</i>	Recommend to scrape, prime and paint.	Completed task		Brisson, John	8/31/2017	8/30/2017
100%	Severity: A (0-6 Months) <i>Item 7: B1-2</i>	Recommend to install label per code.	labeled unit		Brisson, John	3/30/2017	12/20/2016
100%	Severity: A (0-6 Months) <i>Item 8: B1-2</i>	Consider installing outer cover.	New insulation and jacketing was installed on this piping		Brisson, John	8/31/2017	8/23/2017
100%	Severity: A (0-6 Months) <i>Item 9: B1-2</i>	Recommend to replace the cap.			Brisson, John	12/30/2016	7/6/2016
100%	Severity: A (0-6 Months) <i>Item 10: B2</i>	Recommend to install label per code.	Labeled unit		Brisson, John	3/30/2017	12/20/2016
100%	Severity: A (0-6 Months) <i>Item 11: B2-OS</i>	Recommend to install unit label per code.	added new label		Brisson, John	4/30/2017	4/25/2017
100%	Severity: A (0-6 Months) <i>Item 12: V2-2</i>	Recommend to label the pumps per code.	relabeled ammonia pump		Brisson, John	4/30/2017	4/28/2017
100%	Severity: A (0-6 Months) <i>Item 13: V2-2</i>	Recommend to repair/replace bad pump.	Pump is locked out and totally flat we do not need this pump.		Brisson, John	3/30/2017	12/20/2016
100%	Severity: A (0-6 Months) <i>Item 14: V2-2</i>	Recommend to install pipe labels.	added pipe labels		Brisson, John	4/30/2017	4/28/2017
100%	Severity: A (0-6 Months) <i>Item 15: HE-1</i>	Recommend to plug the hole.			Brisson, John	3/30/2017	12/20/2016
100%	Severity: A (0-6 Months) <i>Item 16: HE1-2</i>	Recommend to install a label per code.	labeled heat exchanger		Brisson, John	3/30/2017	3/31/2017
100%	Severity: A (0-6 Months) <i>Item 17: V3-2</i>	Recommend to locate vessel nameplate.	vessel nameplate is under the insulation have picture of label		Brisson, John	4/30/2017	4/27/2017
100%	Severity: A (0-6 Months) <i>Item 18: V3-2</i>	Recommend to install valve tag.	installed new tag		Brisson, John	4/30/2017	4/28/2017
100%	Severity: A (0-6 Months) <i>Item 19: V3-2</i>	Consider repairing pump if it is not operational.	Valves were closed when pump is not running and marked with red ribbons pumps are cycled		Brisson, John	4/30/2017	4/27/2017

100%	Severity: A (0-6 Months) <i>Item 20: V4-2</i>	Recommend to locate vessel nameplate.	added new label		Brisson, John	4/30/2017	4/28/2017
100%	Severity: A (0-6 Months) <i>Item 21: V4-2</i>	Recommend to review for appropriate terminology.	re labeled vessel		Brisson, John	4/30/2017	4/28/2017
100%	Severity: A (0-6 Months) <i>Item 22: C1-2</i>	Recommend to scrape, prime and paint.	Completed task		Brisson, John	8/31/2017	8/30/2017
100%	Severity: A (0-6 Months) <i>Item 23: V-1</i>	Recommend to evaluate the label.	ordered new label		Brisson, John	4/30/2017	4/11/2017
100%	Severity: A (0-6 Months) <i>Item 24: COND2-2</i>	Recommend to evaluate lubrication frequency.			Brisson, John	12/30/2016	7/7/2016
100%	Severity: A (0-6 Months) <i>Item 25: DK-1</i>	Recommend to install junction box or protect connectors.	installed junction box		Brisson, John	4/30/2017	4/28/2017
100%	Severity: A (0-6 Months) <i>Item 26: DK-1</i>	Recommend to install guards.	installed new guard		Brisson, John	4/30/2017	4/28/2017
100%	Severity: A (0-6 Months) <i>Item 27: DK-1</i>	Recommend to secure the label properly.	installed new label		Brisson, John	4/30/2017	4/28/2017
100%	Severity: A (0-6 Months) <i>Item 28: New Z3W</i>	Recommend to install a valve tag.	added new valve tag		Brisson, John	4/30/2017	4/25/2017
100%	Severity: A (0-6 Months) <i>Item 29: 21E</i>	Recommend to confirm valves are shut and install ribbons/lock.	added new ribbons on air unit		Brisson, John	4/30/2017	4/27/2017
100%	Severity: A (0-6 Months) <i>Item 30: 24W</i>	Valve tags say 24W/24E when valve is for 24W on unit/tag.	added new valve tags		Brisson, John	4/30/2017	4/28/2017
100%	Severity: A (0-6 Months) <i>Item 31: BF-2</i>	Recommend to install pipe labels.	added pipe labels		Brisson, John	4/30/2017	4/25/2017
100%	Severity: A (0-6 Months) <i>Item 32: V3-2</i>	Recommend to label the pump.	labeled pump		Brisson, John	4/30/2017	4/28/2017
100%	Severity: A (0-6 Months) <i>Item 33: General Safety -NDT Piping</i>	Tested 28 points between the 2 engine rooms point 1 insulation was removed we will monitor again in 6 months point 11 testing preformed monitor again in 6 months point 22 testing was preformed tested at 4% wall loss point 33 tested no further pipe wall loss point 39 tested no further pipe wall loss			Brisson, John	3/31/2018	3/27/2018
100%	Severity: B (0-12 months) <i>Item 1: C1-2</i>	Suggest to cover the belt with a guard. Site is short staffed will complete in december	New guard made and installed		Brisson, John	12/29/2017	12/27/2017
100%	Severity: B (0-12 months) <i>Item 2: C2-2</i>	Recommend to cover the belt with a guard.	Re painted piping		Brisson, John	11/30/2017	11/21/2017

100%	Severity: B (0-12 months) <i>Item 3: B1-2</i>	Belt guard does not cover motor/belt. Project will be completed in december	New guard was made and installed		Brisson, John	12/29/2017	12/26/2017
100%	Severity: B (0-12 months) <i>Item 4: V2-2</i>	Suggest to locate nameplate and ensure it is visible.	We have a picture of the name plate and it matches the Y1A		Brisson, John	6/30/2017	6/9/2017
100%	Severity: B (0-12 months) <i>Item 5: V2-2</i>	Recommend to scrape, prime and paint affected area.	completed task		Brisson, John	8/31/2017	8/29/2017
100%	Severity: B (0-12 months) <i>Item 6: V3-2</i>	Recommend to develop an insulation replacement program	Insulation and jacketing replaced with new		Brisson, John	12/29/2017	12/14/2017
100%	Severity: B (0-12 months) <i>Item 7: C1-2</i>	Monitor and evaluate the need for replacement of condensor.	monitoring condenser piping will be painted to limit corrosion		Brisson, John	8/31/2017	8/30/2017
100%	Severity: B (0-12 months) <i>Item 8: DK-3</i>	Recommend to repair the insulation.	repaired the insulation		Brisson, John	12/29/2017	12/19/2017
100%	Severity: B (0-12 months) <i>Item 9: Z2-W</i>	Recommend to repair the insulation. This is a capital funded project for 2018 This is a capital project that will have to be funded in 2019 This is a capital project for 2020 capital	Insulation will be replaced with capital funds project will be completed by 9/30/2019 Bad insulation was replaced		Brisson, John	12/31/2019	12/19/2019
100%	Severity: B (0-12 months) <i>Item 10: Z1W</i>	Recommend to repair the insulation. This is a capital funded project for 2018 This is a capital project that was approved for 2019 capital funds project will be completed by 9/30/2019 This will have to be a capital funded project for 2019	Bad insulation was replaced		Brisson, John	12/31/2019	12/19/2019
100%	Severity: B (0-12 months) <i>Item 11: C1-2</i>	Recommend to scrape, prime and paint.	duplicate item		Brisson, John	7/31/2017	7/28/2017
100%	Severity: C (0-18 Months) <i>Item 1: C1-2</i>	Recommend to monitor cracking to determine if repairs are needed.	welded base will monitor		Brisson, John	12/30/2017	12/26/2017
100%	Severity: C (0-18 Months) <i>Item 2: Ventilation Calculations</i>	Recommend to complete ventilation calculations for facility Engine Room(s).	New emergency ventilation installed meets all current IIAR-2 standards		Brisson, John	12/29/2017	12/28/2017
100%	Severity: D (0-24 Months) <i>Item 1: Z1E</i>	Unit not used in last 30 years. Recommend ensure it is locked out.	Unit is locked out and pumped out and all isolation valves closed		Brisson, John	12/30/2017	12/6/2017

ICS INFRARED CONSULTING SERVICES INC.

5228 KNOX AVENUE SOUTH MINNEAPOLIS, MINNESOTA 55419 (612) 925-4404 FAX (612) 920-2896
e-mail:cmartin@irtest.com website:www.irtest.com

INFRARED ELECTRICAL SYSTEMS SURVEY

Prepared For: Americold Logistics (2304)
240 Chester Street
St. Paul, MN 55107

Building Surveyed: Americold Logistics (2304)
240 Chester Street
St. Paul, MN 55107

Date of Survey: May 13, 2020

Prepared By: Infrared Consulting Services, Inc.
5228 Knox Avenue South
Minneapolis, MN 55419

I hereby certify that the above-stated project was performed by myself and/or under my direction, and I agree with the results and conclusions of this survey.



By _____
Charles O. Martin
Infrared Consulting Services, Inc.

ICS INFRARED CONSULTING SERVICES INC.

5228 KNOX AVENUE SOUTH MINNEAPOLIS, MINNESOTA 55419 (612) 925-4404 FAX (612) 920-2896
e-mail:cmartin@irtest.com website:www.irtest.com

INFRARED ELECTRICAL SYSTEMS SURVEY EQUIPMENT AND PROCEDURES

PURPOSE:

The purpose of the infrared electrical systems survey is to locate and document thermal anomalies (hot spots) in the electrical systems. These hot spots can then be repaired before they cause an outage, damage to equipment, or a fire. This survey is typically scheduled on an annual basis. Facilities with data centers, computer rooms, or other critical equipment have it done 2-4 times per year.

ITEMS SURVEYED:

Typically items included in the survey area: outside transformers, main service and switchgear, bus duct, substations, power distribution panels, motor control centers, power breaker panels, capacitor banks, machine disconnects, and lighting breaker panels. A survey may also include bearings, radiant heat or cooling panels, steam and hot water lines, refractory, duct insulation, and other specified items, including underground utilities.

EQUIPMENT:

The survey is performed with high resolution infrared imaging equipment that detects invisible infrared wavelengths in the 8 to 14 micron range of the electromagnetic spectrum. This equipment is fully portable and has the ability to record the digital thermal image.

PROCEDURES AND REPORT:


The electrical equipment is scanned in an organized manner with panel covers removed as needed during the survey. All equipment scanned during the survey is noted on a summary checklist, which lists whether the equipment is on line, contains a problem, or is functioning properly. Any thermal anomalies identified as problems are documented with thermograms and matching color photographs, location, temperature rise, probable cause, and recommendation for repair in a bound report.

The following severity level colors highlight each problem detected on both the summary/checklist and problem pages.

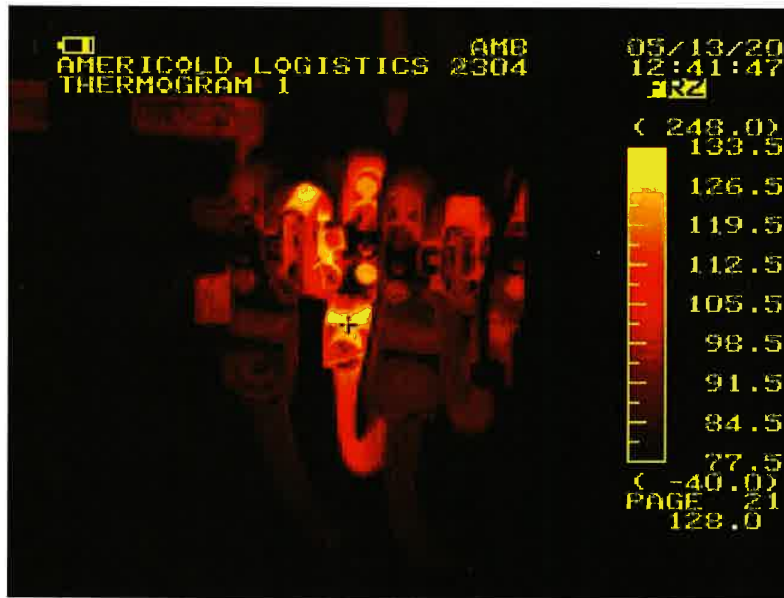
SEVERITY LEVEL COLOR CHART:

	$\Delta T = 0^{\circ}\text{F} - 10^{\circ}\text{F}$: Repair When Convenient
	$\Delta T = 10^{\circ}\text{F} - 25^{\circ}\text{F}$: Schedule to Repair Next Shutdown
	$\Delta T = 25^{\circ}\text{F} - 50^{\circ}\text{F}$: Schedule Repairs Within the Next Month
	$\Delta T = 50^{\circ}\text{F} - 75^{\circ}\text{F}$: Schedule Repairs Within the Next Week
	$\Delta T = \text{Over } 75^{\circ}\text{F}$: Repair Immediately

NATIONWIDE CONSULTING SERVICES



Photograph 1



LOCATION: North Engine Room

ITEM: Booster B3-1 Starter
Center Ø Load Side Cable Connection (Smaller Cable) Off Heater Strip

TEMPERATURE RISE: 40°F

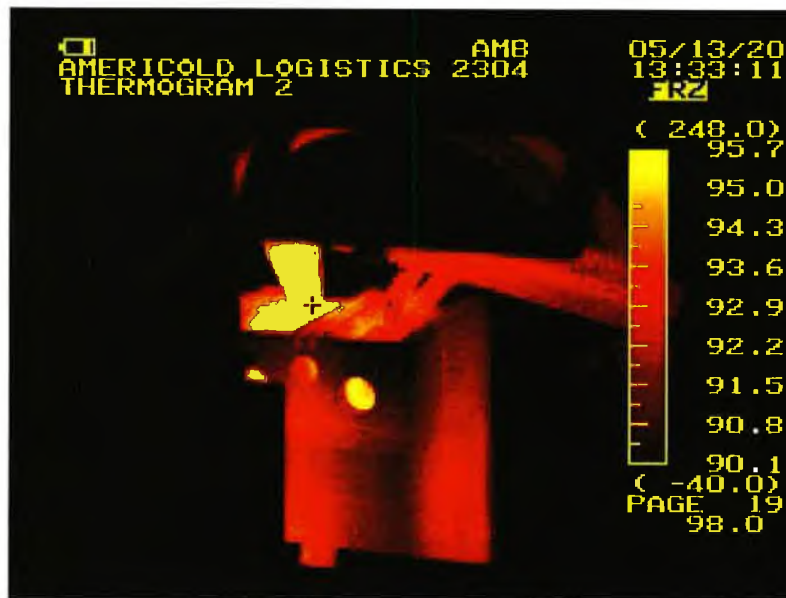
PROBABLE CAUSE: Loose or Corroded Wire Connection

RECOMMENDATION: Inspect, Clean, and Tighten

- | | |
|--|--|
| <ul style="list-style-type: none"> $\Delta T = 0^{\circ}\text{F} - 10^{\circ}\text{F}$: Repair When Convenient $\Delta T = 11^{\circ}\text{F} - 25^{\circ}\text{F}$: Schedule to Repair Next Shutdown ✓ $\Delta T = 26^{\circ}\text{F} - 50^{\circ}\text{F}$: Schedule Repairs Within Next Month | <ul style="list-style-type: none"> $\Delta T = 51^{\circ}\text{F} - 75^{\circ}\text{F}$: Schedule Repairs Within Next Week $\Delta T = \text{Over } 75^{\circ}\text{F}$: Repair Immediately |
|--|--|



Photograph 2



LOCATION: South Engine Room

ITEM: Bucket for C3-2
Center Ø Line Side Cable Connections at Lug on Main Breaker

TEMPERATURE RISE: 6°F

PROBABLE CAUSE: Loose or Corroded Wire Connection

RECOMMENDATION: Inspect, Clean, and Tighten

- | | |
|--|--|
| <ul style="list-style-type: none"> ✓ $\Delta T = 0^{\circ}\text{F} - 10^{\circ}\text{F}$: Repair When Convenient $\Delta T = 11^{\circ}\text{F} - 25^{\circ}\text{F}$: Schedule to Repair Next Shutdown $\Delta T = 26^{\circ}\text{F} - 50^{\circ}\text{F}$: Schedule Repairs Within Next Month | <ul style="list-style-type: none"> $\Delta T = 51^{\circ}\text{F} - 75^{\circ}\text{F}$: Schedule Repairs Within Next Week $\Delta T = \text{Over } 75^{\circ}\text{F}$: Repair Immediately |
|--|--|

ICS INFRARED CONSULTING SERVICES INC.

5228 KNOX AVENUE SOUTH MINNEAPOLIS, MINNESOTA 55419 (612) 925-4404 FAX (612) 920-2896
 e-mail:cmartin@irtest.com website:www.irtest.com

INFRARED ELECTRICAL SYSTEMS SURVEY

SUMMARY CHECKLIST

AMERICOLD LOGISTICS (2304)
 St. Paul, MN

Escorted By: Jeff
 Date: May 13, 2020
 No. of Problems Detected: 2

AREA	ITEM	NOT ON LINE	OK	PROB. #	SPEC. NOTES
N ENGINE RM	Compressor C1		X		
"	Compressor C2		X		
"	Compressor C3		X		
"	Compressor C4	X			
"	Booster B1		X		
"	Booster B2	X			
"	Booster B3-1			#1	
"	MCC #1		X		
"	Service	---	---	---	---
"	Main		X		
"	Panelboard		X		
"	Panel B-6		X		
"	Panel B-5		X		
"	Panel B-4		X		
"	All Motor Bearings		X		
N DOCK	Panel B8		X		
"	Panel B7		X		
236 DOCK	Panel B15		X		
236 OFFICE	Panel B16		X		

AREA	ITEM	NOT ON LINE	OK	PROB. #	SPEC. NOTES
236 OFFICE	Panel B17		X		
"	Panel B18		X		
"	Panel B19		X		
"	Panel B20		X		
236 OFFICE (OLD)	Panel B21		X		
"	Panel B22		X		
"	Panel B23		X		
"	Panel B24		X		
238 OFFICE	Panel B9		X		
"	Panel B10		X		
"	Panel B11		X		
"	Panel B12		X		
"	Panel B14 & B43		X		
MAINT OFFICE	Panel B1		X		
"	Panel B2		X		
"	Disconnect		X		
FRONT DOCK	Panel B25		X		
"	Panel B26		X		
"	Panel B28		X		
BACK DOCK	Panel B41		X		
"	Panel B42		X		
BOILER RM	Starter: Core Pump	X			
"	Starter: Center Pump		X		
"	South Pump Motor		X		
"	Disconnect/Contactor: North Pump		X		
S ENGINE RM	Compressor C1		X		
"	Compressor C2		X		
"	Compressor C3		X		

AREA	ITEM	NOT ON LINE	OK	PROB. #	SPEC. NOTES
S ENGINE RM	Booster B1		X		
"	Booster B2		X		
"	Booster B3		X		
"	MCC #2			#2	
"	MCC #1		X		
"	Panel B36		X		
"	Panel B37		X		
"	Panel B38		X		
"	Disconnect: MD-14		X		
"	Disconnect: MD-13		X		
"	Disconnect: MD-12		X		
"	Disconnect: MD-11		X		
"	Disconnect: MD-10		X		
"	Disconnect: MD-16		X		
250 DOCK	Panel B35		X		
"	Panel B34		X		
"	Panel B31		X		
"	Panel B32		X		
"	Panel B33		X		
2 ND FL OFFICE	Disconnect: MD-4		X		
"	Disconnect: MD-5		X		
"	Disconnect: MD-6		X		
"	Panel BB1		X		
TRAVEL AGENCY	Panel BB2		X		



Monthly Fire Extinguisher Inspection



Revised: June 29, 2020

Inspection, maintenance and testing



Fire extinguishers shall be inspected when initially placed in service and thereafter at approximately 30-day intervals. Fire Extinguishers shall be inspected, manually or by electronic means, at more frequent intervals when circumstances require.

- **OSHA 29 CFR 1910.157(e)(1)** *The employer shall be responsible for the inspection, maintenance and testing of all portable fire extinguishers in the workplace.*
- **OSHA 29 CFR 1910.157(e)(2)** *Portable extinguishers or hose used in lieu thereof under paragraph (d)(3) of this section shall be visually inspected monthly.*



Inspection Record keeping



- ✓ Personnel making inspections shall keep records of all fire extinguishers inspected, including those found to require corrective action.
- ✓ At least monthly, the date the inspection was performed and the initials of the person performing the inspection shall be recorded.
- ✓ Records shall be kept on a tag or label attached to the fire extinguisher and on an inspection checklist (see AMC Fire Protection Safety Policy) is maintained on file.
- ✓ Ensure the all posted evacuation maps have the correct placement of extinguishers



Location in designated place

- Is the Fire Extinguisher in its designated place?
- No obstruction to access or visibility?



Pressure Indicating Device



Pressure gauge reading or indicator in the operable range or position.

Check for:

- Immovable, jammed, missing pointer
- Deformed, or broken crystal
- Illegible or faded dial
- Corrosion
- Dented case or crystal retainer
- Immovable or corroded pressure indicating stem



Physical Inspection

Examination for obvious physical damage including:

- Corrosion
- Mechanical Damage (dent abrasion)
- Paint Condition
- Presence of repairs (welds, soldering)
- Damaged Threads
- Broken Hanger attachment
- Broken Handle Lug



Monthly Visual Inspection



Operating instructions on nameplate legible and facing outward and Safety seals/tamper indicators must not be broken or missing. Check:

- Illegible Wording
- Corrosion or loose plate
- Verifying operating instructions on nameplates are legible and face outward.
- Broken, missing safety seals and tamper indicators.
- "Hazard" labels and marking must be clear.



Monthly Visual Inspection



Nozzles and Horns

Check for:

- Deformed, Damaged or Cracked
- Blocked opening
- Damaged threads
- Hose obstruction
- Hydrostatic test date



Maintenance Check



- ✓ Monthly inspections can be done by AMC associates. All other inspections/certifications must be accomplished by a licensed contractor. Contractor should be licensed to perform the inspections per your local state and municipal requirements.
- ✓ Ensure Contractors provides serial number list of those inspected.
- ✓ Ensure you have adequate protection when fire extinguishers are removed for maintenance or recharging.

Other Requirements



- **Annual Maintenance of Fire Extinguishers**-The certification of these inspections must be recorded on the fire extinguisher tag, including the inspection date and the inspector's initials.
- **Six-Year Inspections**-Six-year maintenance inspections are much like the annual inspections. The main difference is that during the six-year inspections, stored-pressure fire extinguishers are emptied of contents. A licensed professional must examine the mechanics, outlet hose and delivery system, after which the extinguisher is refilled, re-pressurized and marked with a tamper-resistant seal. These six-year inspections must be recorded on the regular hang tag and on a separate metallic label attached to the body of the extinguisher. Notations must include the month and date of the inspection, as well as the inspector's name and company affiliation.
- **Hydrostatic Materials Inspections**-Hydrostatic materials inspections are required at varying intervals. Hydrostatic inspections must be carried out by professionals with particular training in handling the fire-extinguishing agents. They must recharge and seal the extinguisher as soon as the hydrostatic testing is done. Five-year and 12-year inspections are recorded on the hang tag and the permanently attached metal tag on the cylinder. Inspectors must note the date, their name and company affiliation, the fire extinguisher's pressure level and the extinguishing agent used.

Don't forget to inspect the
spare extinguishers!!!



Thank You



TRAINING FOR:
Fire Extinguisher Inspection (2020 version)

I John Brewer have been instructed on
(Please Print Name)

Fire Extinguisher Inspection (2020 version)

I understand this training and I also understand that it is my responsibility to follow these procedures at all times.

SIGNED [Signature] DATE 8/31/20

INSTRUCTOR [Signature]
(Sign)

METHOD USED TO TRAIN:

- Verbal
- Written
- Test
- Skills Test
- Video
- Power Point
- AMC Policy



TRAINING FOR:
Fire Extinguisher Inspection (2020 version)

I Scott Meyer have been instructed on
(Please Print Name)

Fire Extinguisher Inspection (2020 version)

I understand this training and I also understand that it is my responsibility to follow these procedures at all times.

SIGNED Scott Meyer DATE 8.31.20

INSTRUCTOR [Signature]
(Sign)

METHOD USED TO TRAIN:

- Verbal
- Written
- Test
- Skills Test
- Video
- Power Point
- AMC Policy

184427



Service Order PM - Extinguisher Inspection - Annual

Tech Clock IN/OUT IVR 844-347-3487 IVR# 261064

Service Location: Americold 2304 St Paul 240 Chester Street St Paul, MN 55107 Phone# 651-227-0741 Fax#	Service Order No: S2011171103 - 1	Vendor ID: allsafeglobal
	Customer PO:	Schedule Date:

Scope Of Work:
 Conduct annual inspection on all extinguishers throughout location as required per NFPA10 and any other applicable codes/standards (review all areas with site manager).

Additional Information

Fire Equipment:

Inspection Results- Update as Necessary & Complete Blank Fields

Technician Work Performed:
 Clock in 7:05am check in 8:21am
 Clock out 8:21am check out 8:28am

Extinguisher QTY 1
 * Return TRIP

Check All That Apply

	Y	N
Inspection Successfully Completed?	<input checked="" type="checkbox"/>	<input type="checkbox"/>
Deficiencies Found?	<input type="checkbox"/>	<input checked="" type="checkbox"/>

Qty	Size/Type	Recharge	6 YR (incl. rechg.)	Hydro	New	Last Hydro/Manuf. Date
	2.5# ABC					
6	5# ABC					
26	10# ABC		1			
	15# ABC					
	20# ABC					
1	5# Co2			1		
3	10# Co2			1		
	15# Co2					
	20# Co2					
	K Class					
	2.5G Water					
1	10# Halon					

gH Customer's Initial



Service Order

PM - Extinguisher Inspection - Annual

Tech Clock IN/OUT IVR 844-347-3487 IVR# 261064

Service Location: Americold 2304 St Paul 240 Chester Street St Paul, MN 55107 Phone# 651-227-0741 Fax#	Service Order No: S2011171103 - 1	Vendor ID: allsafeglobal
	Customer PO:	Schedule Date:

Inspection Results - Required

Technician Parts Used:

Additional Work Authorization call 866-246-8273

Cintas Authorizing Agent Name Anna

Explanation of Deficiencies

Qty	Part
	Pull Pin
	Gauge
	Service Collar
	Valve Stem
	Labels
	Signs
	Brackets
	Tamper Seal
	O-Rings
	Hose Straps
	Chemical Agent

1-10# ABC byR
 1-10# CO2 Hydro
 1-5# CO2 Hydro

3-SC2
 1-440068K
 1-K6 ORing 2-216B

Technician Acknowledgement - Required

Amy Schaeppi Amy Schaeppi 1/27/21
Technician Signature Route Print Name Date

My signature represents and warrants that I have personally performed the inspection and/or work specified in this Service Order, supplied the parts indicated above (if any), and notified the customer of deficiencies (if applicable). I hereby certify and warrant that all work was performed in full compliance with all applicable laws, rules, and regulations, including (but not limited to) all local authority having jurisdiction rules and/or requirements, NFPA and/or building code requirements, and local licensing and/or permitting requirements. I further certify and warrant that I and any other technicians who performed the work are properly trained, certified, and licensed to perform the work in the given jurisdiction.

Customer Acknowledgement - Required

I hereby acknowledge the satisfactory completion of the above stated work.

Store Stamp

Scott Map Scott Map 1-27-21
Authorized Signature Print Name Title Date

My signature indicates that I have reviewed and approved all work done by this technician, and I am satisfied with the work and the final condition of my facility with the respect to this scope of work



CUSTOMER NAME: Americold - Saint Paul
BUILDING NAME: Americold - 240 Chester St
BUILDING ADDRESS: 240 Chester St, Saint Paul, MN 55107
CONTACT NAME: John Brisson
CONTACT E-MAIL: john.brisson@americold.com
CONTACT ROLE: Facilities Manager
CONTACT PHONE: 6512270741
INSPECTION TYPE: Fire Alarm-Security Domain v2
FREQUENCY: Bi-Monthly
WORK ORDER: 87522524
INSPECTION END DATE: 04/05/2021

INSPECTOR (s): Gary L McDonald
INSPECTOR LICENSE: PL005159
ACCOUNT NAME: Johnson Controls North America
OFFICE ADDRESS: 2720 Arthur Street, Roseville, MN 55113
OFFICE PHONE: 612-244-6370
OFFICE LICENSE: TS651064
TIMEZONE: GMT-05:00

FIRE ALARM INSPECTION REPORT

General Inspection Notes

1. Replaced battery ticket 87603933

Building Notes

1. Pull 2 NAC wires on Honeywell Firelite Unimode MS-9050UD
2. Electrical Panel B-26 located on the left side of door to cooler work area. Breaker 20
3. FACP Honeywell Firelite Unimode MS-9050UD revision 3.2

DEVICE DEFICIENCIES

No device deficiencies in this inspection.

INSPECTION RESULTS SUMMARY

DEVICE TYPE	INVENTORY COUNT	PASSED	FAILED	CANNOT INSPECT
Battery	2	2	0	0
Panel	2	2	0	0
Pull Station	6	6	0	0
Smoke Detector	16	16	0	0

General Questions

1.	UL Type	UUFX-Central Station Fire Alarm (FA)
----	---------	--------------------------------------

Transmission Type

1.	Type	DACT/A
2.	Primary Communication Tested	Yes
3.	Secondary Communication Tested	Yes

Monitoring Entity

1.	Contact	Central Monitoring Station
2.	Telephone	1-800-289-2647
3.	CS# or Account #	H02-288-3029

Authority Having Jurisdiction

1.	Name	National Dispatch Center
2.	Telephone	1-866-494-9127



Panels/Initiating Devices

INSPECTION RESULTS SUMMARY				
DEVICE TYPE	INVENTORY COUNT	PASSED	FAILED	CANNOT INSPECT
Battery	2	2	0	0
Panel	2	2	0	0
Pull Station	6	6	0	0
Smoke Detector	16	16	0	0

SMOKE DETECTORS								
#	LOCATION	DESCRIPTION	ADDRESS	DEVICE TYPE	BARCODE	INSPECTOR	DATE OF TEST	RESULT
1	Top of center stairs	Smoke Det 2nd Floor Hall	20	Smoke Detector	—	Gary L McDonald	04/05/2021	Passed
Sensitivity Value								90
Notes: • Visual and functional inspection								
2	North Hallway	Smoke Det 2nd Floor Hall North	7	Smoke Detector	—	Gary L McDonald	04/05/2021	Passed
Sensitivity Value								85
Notes: • Visual and functional inspection								
3	North Hallway	Smoke Det 2nd Floor Hall North	6	Smoke Detector	—	Gary L McDonald	04/05/2021	Passed
Sensitivity Value								95
Notes: • Visual and functional inspection								
4	North Hallway	Smoke Det 2nd Floor Hall North	8	Smoke Detector	—	Gary L McDonald	04/05/2021	Passed
Sensitivity Value								95
Notes: • Visual and functional inspection								
5	North Hallway	Smoke Det 2nd Floor Hall North	10	Smoke Detector	—	Gary L McDonald	04/05/2021	Passed
Sensitivity Value								95
Notes: • Visual and functional inspection								
6	North Hallway	Smoke Det 2nd Floor Hall North	12	Smoke Detector	—	Gary L McDonald	04/05/2021	Passed
Sensitivity Value								95
Notes: • Visual and functional inspection								



Panels/Initiating Devices

SMOKE DETECTORS								
#	LOCATION	DESCRIPTION	ADDRESS	DEVICE TYPE	BARCODE	INSPECTOR	DATE OF TEST	RESULT
7	2nd Floor Hall North Room 3	Smoke Det 2nd Floor Hall North Room 3	11	Smoke Detector	—	Gary L McDonald	04/05/2021	Passed
Sensitivity Value								95
Notes:								
• Visual and functional inspection								
8	2nd Floor Hall North Room 6	Smoke Det 2nd Floor Hall North Room 6	9	Smoke Detector	—	Gary L McDonald	04/05/2021	Passed
Sensitivity Value								95
Notes:								
• Visual and functional inspection								
9	2nd Floor Hall North Room 9	Smoke Det 2nd Floor Hall North Room 9	13	Smoke Detector	—	Gary L McDonald	04/05/2021	Passed
Sensitivity Value								90
Notes:								
• Visual and functional inspection								
10	2nd Floor Hall North Room 9	Smoke Det 2nd Floor Hall North Room 9	14	Smoke Detector	—	Gary L McDonald	04/05/2021	Passed
Sensitivity Value								90
Notes:								
• Visual and functional inspection								
11	South hallway	Smoke Det 2nd Floor Hall South	5	Smoke Detector	—	Gary L McDonald	04/05/2021	Passed
Sensitivity Value								90
Notes:								
• Visual and functional inspection								
12	South hallway	Smoke Det 2nd Floor Hall South	1	Smoke Detector	—	Gary L McDonald	04/05/2021	Passed
Sensitivity Value								90
Notes:								
• Visual and functional inspection								
13	South hallway	Smoke Det 2nd Floor Hall South	2	Smoke Detector	—	Gary L McDonald	04/05/2021	Passed
Sensitivity Value								90
Notes:								
• Visual and functional inspection								
14	South hallway	Smoke Det 2nd Floor Hall South	3	Smoke Detector	—	Gary L McDonald	04/05/2021	Passed
Sensitivity Value								90
Notes:								
• Visual and functional inspection								



Panels/Initiating Devices

SMOKE DETECTORS									
#	LOCATION	DESCRIPTION	ADDRESS	DEVICE TYPE	BARCODE	INSPECTOR	DATE OF TEST	RESULT	
15	2nd Floor Hall South Office 15	Smoke Det 2nd Floor Office 15	4	Smoke Detector	—	Gary L McDonald	04/05/2021	Passed	
Sensitivity Value									90
Notes: • Visual and functional inspection									
16	At FACP	Smoke Det Panel	19	Smoke Detector	—	Gary L McDonald	04/05/2021	Passed	
Sensitivity Value									90
Notes: • Visual and functional inspection									

FACP PANELS									
#	LOCATION	DESCRIPTION	MANUFACTURER	MODEL	DEVICE TYPE	BARCODE	INSPECTOR	DATE OF TEST	RESULT
1	By employee breakroom	FACP Honeywell Firelite Unimode MS-9050UD	Honeywell	Firelite Unimode MS-9050UD	Panel	—	Gary L McDonald	04/05/2021	Passed
Number of Circuits									2
Circuit Style									B
AC Input Voltage									Yes
* 110vac									
Voltage with charger									Yes
* 13.55v									
Voltage without charger									Yes
* 12.75v									
Voltage under max load									Yes
* 12.75v									
Ground Faults									Yes
Lamps/Leds Test									Yes
Drill Switch									Yes
Zone Trouble									Yes
Signal Trouble									Yes
Were all required signals received?									Yes
Were all required signals restored?									Yes
Were all circuits supervised?									Yes
Notes: • Visual and functional inspection • FACP Honeywell Firelite Unimode MS-9050UD revision 3.2									



Panels/Initiating Devices

ANNUNCIATOR PANELS									
#	LOCATION	DESCRIPTION	MANUFACTURER	MODEL	DEVICE TYPE	BARCODE	INSPECTOR	DATE OF TEST	RESULT
1	At FACP	Annunciator FACP Honeywell Firelite Unimode MS-9050UD	Honeywell	Firelite Unimode MS-9050UD	Panel	—	Gary L McDonald	04/05/2021	Passed
Description									Annunciator FACP Honeywell Firelite Unimode MS-9050UD
Location									Main Entrance
Is the time and date correct?									Yes
Is it functional?									Yes
Notes: <ul style="list-style-type: none"> • Visual and functional inspection 									

BATTERIES							
#	LOCATION	DESCRIPTION	DEVICE TYPE	BARCODE	INSPECTOR	DATE OF TEST	RESULT
1	Inside FACP	Battery 1 FACP Honeywell Firelite Unimode MS-9050UD	Battery	—	Gary L McDonald	04/05/2021	Passed
Quantity (Enter 2 if answering for a set)							1
Battery Charger Test							Yes
* 13.55v							
Item/Model Number							477967
Location							Lobby Inside FACP Honeywell Firelite Unimode MS-9050UD
Manufacturer							Power Sonic
Manufacturer Date							07/07/2020
Install Date							04/05/2021
Volts							12.76v
Amp Hours							7.50a
How many hours of backup power are supplied by batteries?							48
Notes: <ul style="list-style-type: none"> • Visual and functional inspection • Tested on 02-01-21 							

Panels/Initiating Devices

BATTERIES							
#	LOCATION	DESCRIPTION	DEVICE TYPE	BARCODE	INSPECTOR	DATE OF TEST	RESULT
2	Inside FACP	Battery 2 FACP Honeywell Firelite Unimode MS-9050UD	Battery	—	Gary L McDonald	04/05/2021	Passed
Quantity (Enter 2 if answering for a set)							1
Battery Charger Test							Yes
* 13.55v							
Item/Model Number							477967
Location							Lobby Inside FACP Honeywell Firelite Unimode MS-9050UD
Manufacturer							Power Sonic
Manufacturer Date							11/14/2020
Install Date							04/05/2021
Volts							12.75v
Amp Hours							7.60a
How many hours of backup power are supplied by batteries?							48
Notes: <ul style="list-style-type: none"> • Visual and functional inspection • Tested on 02-01-21 							

CONNECTED DEVICES								
#	LOCATION	DESCRIPTION	ADDRESS	DEVICE TYPE	BARCODE	INSPECTOR	DATE OF TEST	RESULT
1	Top of center stairs	Manual Pull Station 2nd Floor	21	Pull Station	—	Gary L McDonald	04/05/2021	Passed
Notes: <ul style="list-style-type: none"> • Visual and functional inspection 								
2	By Dock North Door	Manual Pull Station Dock North	17	Pull Station	—	Gary L McDonald	04/05/2021	Passed
3	By Door 236	Manual Pull Station Door 236	15	Pull Station	—	Gary L McDonald	04/05/2021	Passed
4	By Door 238	Manual Pull Station Door 238	23	Pull Station	—	Gary L McDonald	04/05/2021	Passed
5	By Door 250	Manual Pull Station Door 250	16	Pull Station	—	Gary L McDonald	04/05/2021	Passed
6	At FACP	Manual Pull Station Panel	18	Pull Station	—	Gary L McDonald	04/05/2021	Passed
Notes: <ul style="list-style-type: none"> • Visual and functional inspection 								

Notification Devices

Bulk operator

All Notification Devices that are NOT listed below have been marked as: **Passed**



Notification Devices

There are no devices contained in this section

Inspector Signature		Inspector Name	Gary McDonald	Date	04/05/2021
------------------------	---	-------------------	---------------	------	------------



DEVICE NOTE IMAGE APPENDICES

06/01/2021 Completion Confirmation Slip SMEYER Original

Order 10115364 SP Monthly Facility Check
Scheduled Finish Date 06/08/2021

Funct. location 2304-BLD-BLDG1 Building 1
Equipment
Assembly
PM planner grp FSM Facility Serv Mangr PM plant 2304
Main work cntr F2304-01 2304 John Brisson

Order Description Long Text:
SP Monthly Facility Check
Procedure Name: SP Facility Inspection
Procedure:

OFFICE

- All lights in working order.
- Emergency Lights Checked
- Fire Ext #1 #2 #3

Locker Room - Break Room - 2nd Floor Hallway

- All lights in working order.
- Fire Ext: #31 #32 #33 #34 #35

Docks

- All lights in working order
- Inspect Fire Ext
- #4 #5 #6 #21 #22 #23 #24 #25 #26 #27
- #28 #29 #36
- Exit door in working order & Seals

240 Freezer/Cooler

- All lights in working order.
- Emergency Lights Checked
- Exit Doors

Blast

- All lights in working order.
- Emergency Lights Checked
- Exit Doors

260 Freezer

- All lights in working order.
- Emergency Lights Checked
- Exit Doors

Repack

- All lights in working order.
- Inspect Door

Dry/Cooler

- All lights in working order.
- Emergency Lights Checked
- Inspect Dry Exit Door
- Inspect Cooler Exit Door

Rail Dock

- All lights in working order

Inspect rail plates

Battery Charging

All lights in working order.

Engine Room 1

All lights in working order.

Fire Ext #7 #8

Engine Room 2

All lights in working order

Inspect Fire Ext #30

236 Office - Warehouse

Inspect Fire Ext #9 #10 #11 #12 #13 #14

Lights in Freezer

238 Office - Warehouse

Inspect Fire Ext #15 #16 #17 #18 #19

Lights in Office

250 Office

Fire Ext: #26

All Lights

Boiler House

Fire Ext: #20

Step 2

Operation	0010	SP Facility Check	
Work center	T2304-04	2304	Scott Meyer

Operations Description Long Text:

Confirmation number 6841413

Start date 6-1-21 End date 6-2-21

Hours worked 2.5 Time completed _____

Work Center T2304-04 Activity type _____

Runtime hours _____ Report abuse _____

Confirmation text lights are engaged

Spare Parts Used _____

Spare Parts Goods Issue Complete? Yes / No



EGRESS, FIRE PREVENTION & FIRE PROTECTION



What We'll Talk About



- Escape Routes/Exits
- Emergency Action Plan
- Fire Prevention Plan
- Fires
- Fire Extinguishers
- Workplace Fire Prevention Tips



Destruction!



Workplace fires are still occurring despite advances in detection and suppression technology.

Proprietary & Confidential

Workplace Fires



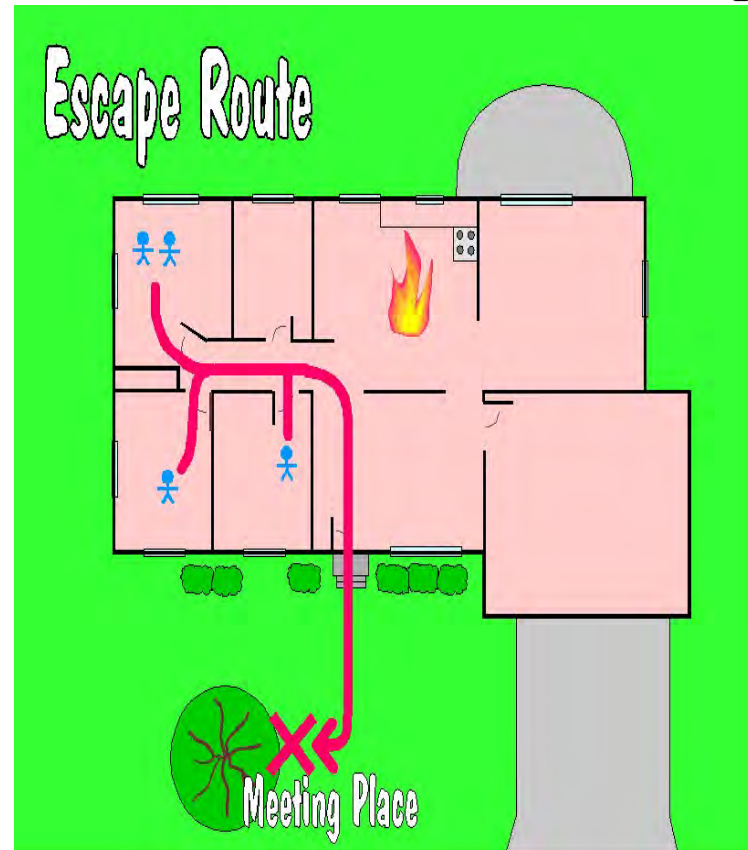
- On average kill more than 100 and injure more than 1,600 workers each year.
- There is a long and tragic history of workplace fires in this country caused by problems with fire exits and extinguishing systems.
- OSHA requires employers to provide proper exits, fire fighting equipment, and associate training to prevent fire deaths and injuries in the workplace.



Escape Route



- “A continuous and unobstructed way of exit travel from any point in a building or structure to a public way (a street, yard, court or other open space leading to the street)”
- Three parts to an escape route:
 - the way of exit access;
 - the exit; and
 - the way of exit discharge



Escape Routes: General Requirements



- Fire alarms = required if a fire could start without providing adequate warning to occupants.
- Must be enough exits in proper arrangement for quick escape.
- Adequate and reliable illumination
- must be provided for all exit facilities.
- Escape Routes:
 - Minimum width = 28"
 - Minimum ceiling height = 7-1/2'



Locking Exits


Must not install any lock or fastening device that impedes/prevents escape from the inside of any building



Locked and
blocked exit

Access to Exits

- Exits must be readily accessible *at all times*.
- When room occupied by more than 50 people or contains high hazard contents, door from room:
 - To exit or escape route must be side-hinged swinging type
 - Swing in the direction of exit travel



Is This Okay?



No – clutter in
exit, exit
access poorly
lit

Proprietary & Confidential

Maintaining Escape Routes



Escape routes from all parts of a building must be continuously maintained free of all obstructions in case of emergency.

Blocked &
Obstructed exit

Proprietary & Confidential

Exit Marking

Exits *must be marked by a readily visible sign* when the exit or way to reach it is not immediately visible to occupants.



Exit Marking




If a door, passage, or stairway is not an exit or way of exit access, but may be mistaken for one, it must be identified by a sign reading "Not an Exit", "Storeroom", "To Basement", etc.



Exit Marking



Sign reading "Exit" with arrow indicating direction must be placed in every location where direction of travel to nearest exit is not immediately apparent.



Ingredients of a Fire

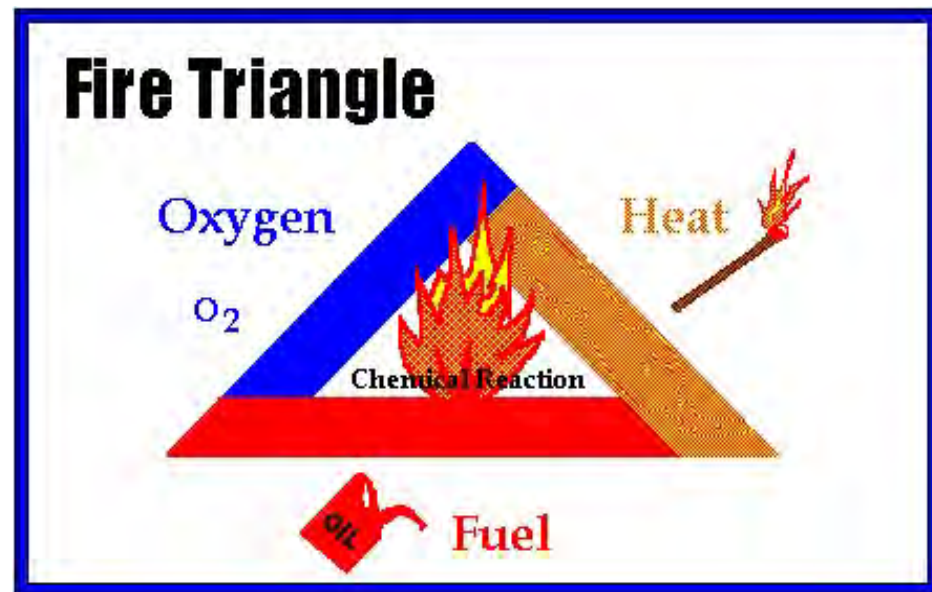


- There are three fundamental and essential “ingredients” necessary to produce the chemical reaction that is called fire:
 - **Oxygen - the catalyst**
 - **Heat - the ignition source**
 - **Fuel - solid, liquid, or gas that burns**
- You remove one of these ingredients, you can extinguish the fire.

Fire Triangle/Tetrahedron



- Fire Triangle = Oxygen, heat, and fuel
- Fire Tetrahedron = Add chemical reaction
- Remove any of these items = No fire (fire goes out)
- Basic Fire safety/prevention = Keep fuel & ignition sources separate



Portable Fire Extinguishers

If portable fire extinguishers are provided for associate use, employer must mount, locate, and identify them so workers can access without being injured.

Blocked
extinguisher



Do You See a Problem Here?



Proprietary & Confidential

Letter classification on extinguisher designates class or classes of fire for which it will be effective.

		COMMON COMBUSTIBLES WOOD, PAPER, CLOTH, ETC.
		FLAMMABLE LIQUIDS & GASES GASOLINE, PROPANE & SOLVENTS
		LIVE ELECTRICAL EQUIPMENT COMPUTERS, FAX MACHINES
		COMBUSTIBLE METALS MAGNESIUM, LITHIUM, TITANIUM
		COOKING MEDIA COOKING OILS & FATS

Extinguisher Classification



- Class "K" Fires
- Grease made from animal fat.
- These fires usually burn very hot.
- Dangerous to extinguish.
- Special fire extinguishers used for these classes of fires.
- Usually in cooking or processing areas

Workplace Fire Prevention Tips



- Eliminate Fire Hazards: Keeping workspaces free of waste paper and other combustibles, replacing damaged electrical cords and avoiding overloaded circuits.
- Prepare for Emergencies: Making sure all smoke detectors work, knowing who to call in an emergency and participating in fire drills.
- Report Fires and Emergencies Promptly: Sounding the fire alarm and calling the fire department.
- Evacuate Safely: Leaving the area quickly in an emergency, using stairs instead of the elevator, and helping your coworkers.

Workplace Fire Prevention Tips



- Use and maintain wiring, tools, and equipment correctly. Keep everything oil and dust free.
- Uncoil an extension cord fully before use (use for *temporary wiring* ONLY). Be sure the amperage of the cord is appropriate for the job you are doing.
- Do not use equipment that delivers mild electrical shocks, gives off unusual heat or smells odd. If in doubt have it checked and repaired or replaced.
- Sweep up scraps of paper or material and dust as soon as possible.

Workplace Fire Prevention Tips



- Store flammable liquids in approved containers and locations.
- Do not use electrical equipment when flammable gases, vapors, liquids, dusts, or fibers are present.
- Insure trash is emptied frequently enough to prohibit a build up of combustibles in an area.



Using a Fire Extinguisher



Proprietary & Confidential

Fire Extinguishers



- Not all fire extinguishers are the same.
- Use the proper class of fire extinguisher *only* on fires it was designed to extinguish.
- Know where fire extinguishers are located & what class they are.
- Number 1 thing = safety; only attempt to extinguish small fires!
- Never put a used fire extinguisher back in place-have it recharged.



General Requirements



- Fire extinguishers must be easily accessible at all times!
- Must not be obstructed by boxes, chairs, or other miscellaneous items.
- Should not be placed on the ground.
- Should be mounted in such a way they can't easily fall and injure someone.

Do You See a Problem?



Access to Fire
Extinguisher
Obstructed

Proprietary & Confidential

Any Problems Here?



Access to
extinguisher
obstructed



Nothing should
be placed in
front, around,
or next to a fire
extinguisher

Marking Extinguisher Locations



- Fire extinguisher locator signs should be placed so extinguishers are easy to find during an emergency.




Fire Extinguisher Labels



- All fire extinguishers should have a label to indicate what class of fire they will extinguish.
- Most extinguishers use an international picture label.
- Become familiar with fire extinguisher labels *before* you need to use an extinguisher.



Up Close & Personal



Pressure Gauge



Any problems here?

Extinguisher needs recharging



Needle on pressure gauge should be in "operable range."

Portable Fire Extinguishers




- General Requirements
 - Mount, locate and identify extinguishers so that they are readily accessible
 - Only approved extinguishers shall be used
 - Maintain extinguishers in a fully charged and operable condition

Class A Extinguisher



Class A Fires

- Extinguish these fires by
 - using heat absorbing (cooling) chemicals that retard combustion
 - interrupting the combustion chain reaction
- Common extinguisher contents
 - high pressure water
 - high pressure water solution

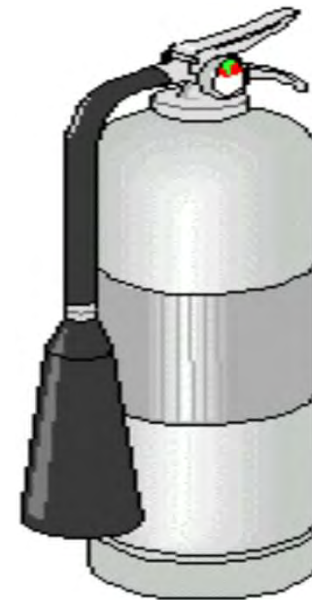


Class B Extinguishers



Class B Fires

- Extinguish these fires by
 - excluding oxygen (air)
 - inhibiting the release of combustible vapors
 - interrupting the combustion chain reaction
- Common extinguisher contents
 - dry powder chemical(s)



Class C Extinguishers



Class C Fires

- Extinguish these fires by
 - using nonconductive extinguishing agents
 - de-energizing electrical equipment and then treating the fire like a Class A or Class B fire
- Common extinguisher contents
 - the same as those for Class A and B fires



August 20, 2018

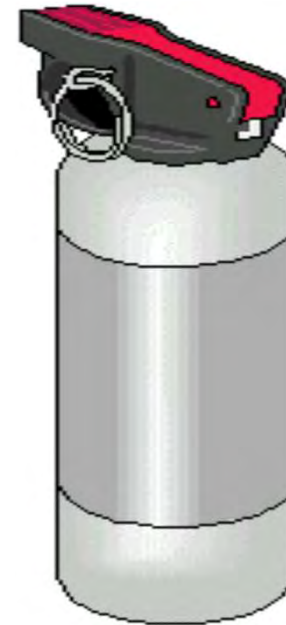
Proprietary & Confidential

Class D Extinguishers



Class D Fires

- Extinguish these fires by
 - using a heat-absorbing extinguishing medium that does not react with the burning metal
- Common extinguisher contents
 - different dry powders that are effective for different kinds of combustible metals



August 20, 2018
Proprietary & Confidential

To Use a Fire Extinguisher



- Remember the word **P.A.S.S.**
- **P** **Pull the pin** on the fire extinguisher handle.
- **A** **Aim the nozzle/horn** of the extinguisher at the base/bottom of the fire.
- **S** **Squeeze the handles together** to make the extinguisher work.
- **S** **Sweep the extinguisher from side to side** as if using a broom.

How to Decide to Fight a Fire



Never fight a fire if . . .

- you don't know what is burning
- it is spreading rapidly
- you don't have the appropriate equipment
- your instincts tell you not to
- there is a chance that you might inhale toxic smoke



Fighting a Grease Fire



- Ammonium phosphate dry chemical can be used on Class A, B, and C fires, but should never be used on a fire in a commercial grease pit because of the possibility of reflash and because it will render the fryer's automatic fire-protection system less effective.
- Sodium bicarbonate dry chemical, suitable for fighting Class B and Class C fires, is preferred over other dry-chemical extinguishers for fighting grease fires. Where provided, always use the extinguishing system first.

Fighting a Grease Fire



- Potassium bicarbonate, urea-based potassium bicarbonate, and potassium chloride dry chemical are more effective and use less agent than sodium bicarbonate on the same fire.
- It is extremely dangerous to use water or an extinguisher labeled only for Class A fires on a fire involving flammable liquids (such as grease) or energized electrical equipment.

If You Decide to Fight a Fire

- Do not endanger yourself or others
- ALWAYS position yourself with an exit or means of escape at your back before you attempt to fight a fire



After Using a Fire Extinguisher



- Never put the used extinguisher back up on the wall (even if used for only five seconds)!
- A fire extinguisher that's been used may not operate again due to the pressure inside leaking out.
- Notify the appropriate individual/department so the used extinguisher can be replaced and recharged as quickly as possible.

Conclusion

- Fire extinguishers are everywhere within buildings, work places, hotels, and hopefully YOUR HOME!
- Being comfortable using extinguishers involves being familiar with them.
- Make sure you know where the closest fire extinguisher is, what type it is, and what class of fire it can be used to extinguish.
- Remember, being able to use a fire extinguisher correctly could save your life or the lives of others!





Thank You



NOTICE

Fire Watch in Place

Revised 6/25/2020

Hot Work and Fire Watch Training



Hot Work Permit and Procedures



PURPOSES of this training are:

- To control NON-routine work conducted in the facility**
- To prevent accidents associated with welding and cutting in in the facility**
- To prevent accidents associated with welding and cutting in any area outside of the designated hot work area.
- To alert Operations employees of hot work being performed in their work area

** The term "facility" refers to Americold property (inside and/or outside of all buildings); all areas, especially where there is refrigeration piping, valves & equipment.



Hot Work Permit and Program

Hot works is part of the many safety program including but not limited to Process Safety Management.

- OSHA Standards: 29 CFR 1910.119(k) & 1910.252(a)
- EPA (RMP rule): Section 68.79
- OSHA Standard: 29 CFR 1910.252
- NFPA 101, 25 and 72

An OSHA & EPA compliant Hot Work Program requires that a hot work permit is issued and additional precautions are taken when:

- Welding*
- Cutting*
- Brazing*
- Soldering*
- Grinding*
- Using a direct flame in any area*
- Exposure of any energized electrical conductors*

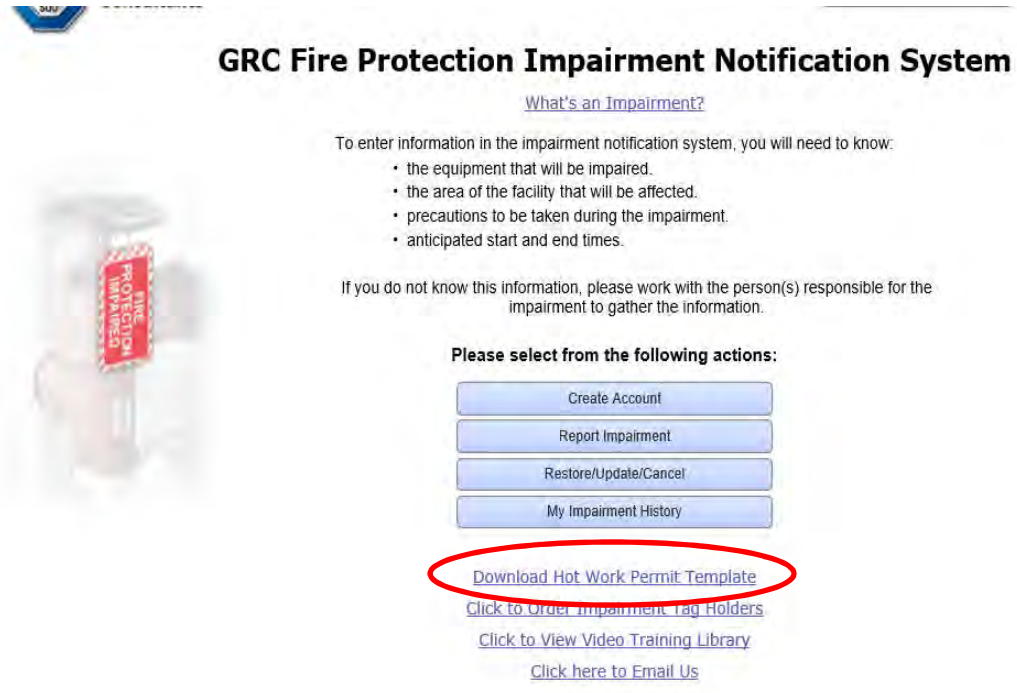
**** Permit SHALL be issued prior work beginning if these activities occur in process areas. If work can be moved, it should be relocated to a non-process area, (i.e., welding shop)***

Proprietary & Confidential

Hot Work Permit and Program



- Permits will be downloaded from the Global Risk Consultants (GRC) web sight:
www.globalriskconsultants.com
- Click "Client Tools & Impairment/Hot Work Permit"



The screenshot shows the "GRC Fire Protection Impairment Notification System" website. On the left, there is a blurred image of a fire extinguisher with a red tag that says "FIRE PROTECTION IMPAIRED". The main content area has the title "GRC Fire Protection Impairment Notification System" and a link "What's an Impairment?". Below this, it states: "To enter information in the impairment notification system, you will need to know:" followed by a bulleted list: "the equipment that will be impaired.", "the area of the facility that will be affected.", "precautions to be taken during the impairment.", and "anticipated start and end times." It then says: "If you do not know this information, please work with the person(s) responsible for the impairment to gather the information." Below this is a section titled "Please select from the following actions:" with four blue buttons: "Create Account", "Report Impairment", "Restore/Update/Cancel", and "My Impairment History". Below the buttons are four links: "Download Hot Work Permit Template" (circled in red), "Click to Order Impairment Tag Holders", "Click to View Video Training Library", and "Click here to Email Us".

Download, complete and print prior to posting at the hot work site.

Hot Work Permit and Program



Hot Work Permit		Permit No.:
<input type="checkbox"/> <i>These are an order of effectiveness for doing this job.</i>		
Instructions 1. Person doing hot work: indicate time started and post permit at hot work location. After hot work, indicate time completed and leave permit posted for Fire Watch. 2. Fire Watch: Prior to leaving area, do final inspection, sign, leave permit posted and notify Permit-Authorizing Individual. 3. Master: Do final inspection at end of monitoring period. Sign and release Permit-Authorizing Individual.		Required Precautions Checklist [must be obtained as a result of hot work activities] <input type="checkbox"/> Available Sprinklers, hose streams, and extinguishers are in service/operable. <input type="checkbox"/> HotWork equipment in good working condition. Requirements within a 33 or 125 ft. "sphere" of work: <input type="checkbox"/> Combustible dust or flammable vapors removed. <input type="checkbox"/> Compressed, heated, flammable, and other equipment capable of releasing sparks or burning materials isolated or shut down. <input type="checkbox"/> Combustible/flammable materials removed, including dust, lint, oil deposits (from all surfaces), packaging or stored materials, and flammable/combustible liquids. <input type="checkbox"/> Explosive atmosphere is not anticipated. <input type="checkbox"/> Floor swept clean. <input type="checkbox"/> Combustible floor urethane, covered with damp sand or fire-retardant shovels. <input type="checkbox"/> Remove other combustibles where possible. Otherwise protect with fire-retardant tarpaulin or metal shields. <input type="checkbox"/> All wall and floor openings covered. <input type="checkbox"/> Fire-retardant tarpaulin extended beneath work. Work on walls/ceilings or overhead equipment: <input type="checkbox"/> Combustion in non-combustible. No combustibles covering or insulation. <input type="checkbox"/> Combustibles on either side of walls removed. <input type="checkbox"/> Enclosed equipment closed at all combustibles. <input type="checkbox"/> Cool down period of flammable liquid vapors. Fire watch/hot work area monitoring <input type="checkbox"/> Minutes after work is completed, including all surface or back checks, that Fire Watch will be provided. <input type="checkbox"/> Fire watch is supplied with available extinguishers, charged small hose. <input type="checkbox"/> Fire watch is trained in the use of this equipment and in techniques relating to fire alarm. <input type="checkbox"/> Include additional watch for adjoining areas, above, or below. <input type="checkbox"/> Hours after job is completed during which hot work area will be periodically inspected/monitored.
Who, When, and Where? Hot Work Done By: <input type="checkbox"/> Employee <input type="checkbox"/> Contractor Name of Person Doing Hot Work: _____ Date: _____ Job/Work Order Number: _____ Location/Building and Floor: _____ Description of Job: _____ I acknowledge the above location has been examined, the precautions checked as the Required Precautions Checklist have been taken in general fire, and permission is authorized for this specific work and work area. Signature of Permit-Authorizing Individual: _____ Time Started: _____ Time Finished: _____ Expiration Date: _____ Expiration Time: _____ Work area and all adjacent areas in which sparks and heat might have spread were inspected during the fire watch period and there were no signs of fire or smoldering materials. Time: _____ Signature of Fire Watch: _____ Hours following hot work that work area was monitored with no signs of fire or smoldering materials. Time: _____ Signature of Fire Master: _____		
IN CASE OF AN EMERGENCY		
CALL: _____		
AT: _____		
		WARNING!
Other precautions taken: <input type="checkbox"/> Confined Space or Lockout/Tagout permit completed if needed <input type="checkbox"/> Hot work or hot details has been disabled if present <input type="checkbox"/> Other: _____		
Rev. 12/12/11		

Proprietary & Confidential

Hot Work Permit and Program



- Hot work needs to be authorized
 - The GRC Hot Work Permit must be completed, printed and have MANAGEMENT review, approval and be signed PRIOR to hot work beginning.
- Before cutting or welding is permitted, the area shall be inspected by the individual responsible for authorizing hot works operations.
- This individual shall designate precautions to be followed in order to grant authorization to proceed with the hot works.
- Fire watch time durations shall be set and entered on the permit.

Hot Work Permit and Program



- **BEFORE** the permit is issued, the employee or supervisor completing the permit, shall inspect the work area to determine whether fire watchers are necessary.

Examples of when fire watch is not needed:

- Cutting locks off trailers → trailers must be moved away from the dock 35 feet prior to cutting
- Hot works are conducted in areas identified as welding areas.

NOTE: If welding/cutting is to occur in the maintenance shop, this activity has to be conducted where there are **NO** flammables or combustibles within 35 feet.



**** For further questions about this areas where a fire watch may not be needed, contact the Process Safety Manager or Regional Safety Manager****

Hot Work Permit and Program



OSHA's standard 1910.252(a) requires fire watchers when:

- "Other than a minor fire" might develop
- "Appreciable combustible material, in building construction or contents, closer than 35 feet (10.7 m) to the point of operation"
- "Appreciable combustibles are more than 35 feet (10.7 m) away but are easily ignited by sparks."
- "Combustible materials are adjacent to the opposite side of metal partitions, walls, ceilings, or roofs and are likely to be ignited by conduction or radiation".



Hot Work Permit and Program



FIRE WATCHERS MUST:

- Have the correct fire extinguishing equipment readily available, **(ABC for combustibles, type D for metals)**
- Have training for proper use of portable fire **extinguishers in the last 12 months.**
- Have two way radio contact with operations in case evacuation is needed.
- Watch for fires in all exposed areas
- Try to extinguish fires **only when obviously within the capacity of the equipment available,** (“trash can” or incipient stage fire), or otherwise sound the alarm.

A fire watch shall be maintained for up to one hour after completion of welding or cutting operations to detect and extinguish possible smoldering fires. (timing must be determined ahead of the hot work)

The FSM or designee must return to the area every hour for up to 4 (four) hours after the work is completed to verify no fires exist. (timing must be determined ahead of the hot work)

Hot Work Permit and Program



Hot works will not be permitted in the following areas:

- In areas not authorized by management,
- In areas where the permit has not been approved
- In sprinkled buildings while such protection is impaired.
- In the presence of explosive atmospheres (mixtures of flammable gases, vapors, liquids, or dusts with air),
- In the presence of explosive atmospheres that may develop inside un-cleaned tanks or equipment which have previously contained flammable materials.



THINK Safety ALWAYS

Hot Work Permit and Program



Before starting hot work:

- Know where the closest fire alarm pull station is located (if applicable).
- Ensure work area is securely barricaded from unauthorized entrants, (pedestrian & MHE traffic).
- Have and wear **all** the appropriate personal protective equipment. (review pertaining SDS)
- Move combustibles at least 35 feet from hot work operations.
- If combustibles cannot be moved, protect these by using metal guards or flame proof curtains.
- Ensure that fire watch is implemented and adequate portable fire extinguishers are available.



Hot Work Permit and Program



- **Conducting Hot works:**

- **Monitor** the area for flammable or combustible materials, if there is a chance of flammable gas release. Use portable gas detector for continuous monitoring. (Confined Spaces monitors also measure LEL. Use these if necessary)
- Maintain adequate ventilation to avoid exposure to toxic fumes.
- Wear appropriate Personal protective equipment
- torch valves shall be closed and the gas supply to the torch positively shut whenever the torch is not to be used for a substantial period of time, **such as during lunch hour or overnight**
- When arc welding is to be suspended for any substantial period of time, **such as during lunch or overnight**, all electrodes shall be removed from the holders and the holders carefully located so that accidental contact cannot occur and the machine disconnected from the power source

Hot Work Permit and Program



Completing hot works operations & securing the permit:

-Fire Watch must remain at the hot work site for **up to one hour** (timing must be determined ahead of the hot work).

-The FSM or designee must return to inspect the area every hour for up to four (4) hours (time designated on Permit) following the hot work to ensure that there are no fires or smoldering fires (timing must be determined ahead of the hot work)

-After the final inspection, **the Hot work must be signed and kept until reviewed by Management**
The permit shall be audited within 24 hours of the completion of the hot work.

-Complete the appropriate information in the Hot work log. (see example on next Slide)

-If deficiencies were observed in the completed permit, or, inconsistencies were observed during the hot work activity, the FSM or management designee will review the deficiencies, *(within 24 hours of the audit)*, with the associate who completed the permit & conducted the hot work in order to improve future practices.

-This review will be documented. (The FSM or management designee can use an training sign off sheet or an "OJT" form for this documentation)

Hot Work Permit and Program



Hot Work

Appendix Three

DATE	Location of Work	Type of Work Performed	Permit Audited Y/N	Name of Fire Watch Monitor	Name and Date of GM/FSM Reviewing Permit

Sprinkler/Alarms System Impairments



The Americold Fire Protections programs are consistent with the OSHA and NFPA requirement for Fire Watch during periods of fire suppression system or alarm system impairment.

GRC-Fire Watch



The assignment of a person or persons to an area for the express purpose of notifying the fire department, the building occupants, or both of an emergency; preventing a fire from occurring; extinguishing small fires; or protecting the public from fire or life safety dangers. NFPA 101-3.3.91

A fire watch should consist of trained personnel who continuously patrol the affected area. Ready access to fire extinguishers and the ability to promptly notify the fire department are important items to consider. During the patrol of the area, the person should not only be looking for fire, but making sure that the other fire protection features of the building such as egress routes and alarm systems are available and functioning properly. [NFPA 25:A.15.5.2(4)(b)] NFPA 1-A-13.3.3.6.5.2(4)(b)

GRC-Fire Watch (cont.)



A fire watch may involve some special action beyond normal staffing, such as assigning an additional security guard(s) to walk the areas affected. These individuals should be specially trained in fire prevention and in occupant and fire department notification techniques, and they should understand the particular fire safety situation for public education purposes. **NFPA 101-A.9.6.1.7**

Where a required fire alarm system is out of service for more than 4 hours in a 24-hour period, the authority having jurisdiction shall be notified, and the building shall be evacuated or an approved fire watch shall be provided for all parties left unprotected by the shutdown until the fire alarm system has been returned to service. **NFPA 101-9.6.1.6***

Where a required automatic sprinkler system is out of service for more than 4 hours in a 24-hour period, the authority having jurisdiction shall be notified, and the building shall be evacuated or an approved fire watch shall be provided for all parties left unprotected by the shutdown until the sprinkler system has been returned to service. **NFPA 101-9.7.6.1**

GRC-Fire Watch (cont.)



The Fire Watch members shall:

- Patrol the area, structure or facility and document the patrol a minimum of once every hour.
- Be trained in the use of a fire extinguisher and have one accessible at all times.
- Be capable of communicating with building occupants and the fire department to notify them about fires or other emergencies.
- Maintain a record of the Fire Watch for inspection.

These procedures are to be followed during ALL HOURS OF OCCUPANCY until such time as the systems are back online and certified and approval has been received.

FAILURE TO FOLLOW FIRE WATCH GUIDELINES MAY RESULT IN FINES AND/OR THE AFFECTED AREAS BEING RESTRICTED FROM OCCUPANCY UNTIL SUCH TIME AS REPAIRS ARE COMPLETED, BY ENFORCEMENT OF LOCAL CODE.

Thank You



Hot Work Permit

Permit No.: _____

There are no safer ways of effectively/efficiently doing this job.

Instructions

1. Person doing hot work: Indicate time started and post permit at hot work location. After hot work, indicate time completed and leave permit posted for Fire Watch.
2. Fire Watch: Prior to leaving area, do final inspection, sign, leave permit posted and notify Permit-Authorizing Individual.
3. Monitor: Do final inspection at end of monitoring period. Sign and return to Permit-Authorizing individual.

Who, When, and Where?

Hot Work Being Done By	
<input type="checkbox"/> Employee	<input type="checkbox"/> Contractor
Name of Person Doing Hot Work _____	
Date _____	Job/Work Order Number _____
Location/Building and Floor _____	
Description of Job _____	
I verify the above location has been examined, the precautions checked on the Required Precautions Checklist have been taken to prevent fire, and permission is authorized for work.	
Signature of Permit-Authorizing Individual _____	
Time Started: _____	Time Finished: _____
Expiration Date _____	Expiration Time _____

Work area and all adjacent areas to which sparks and heat might have spread were inspected during the fire watch period and there were no signs of fire or smoldering materials.

Time _____	Signature of Fire Watch _____
Time _____	Signature of Fire Monitor _____

Required Precautions Checklist

(must be retained as record of hot work activity)

- Available Sprinklers, hose streams, and extinguishers are in service/operable
- Hot Work equipment in good repair

Requirements within a 11 m (35 ft.) "sphere" of work:

- Combustible dust or lint-producing equipment shut down
- Conveyors, ducts, blowers, and other equipment capable of transporting sparks or burning materials isolated or shut down
- Combustible/flammable materials removed, including: dust, lint, oil deposits (from all surfaces), packaging or stored materials, and flammable/combustible liquids.
- Explosive atmosphere in area eliminated
- Floor swept clean
- Combustible floor wet down, covered with damp sand or fire-resistant sheets
- Remove other combustibles where possible. Otherwise protect with fire-resistant tarpaulins or metal shields
- All wall and floor openings covered
- Fire-resistant tarpaulins suspended beneath work

Work on walls/ceilings or enclosed equipment:

- Construction is non-combustible. No combustible covering or insulation
- Combustibles on other site of walls moved away
- Enclosed equipment cleaned of all combustibles
- Containers purged of flammable liquids/ vapors

Fire watch/hot work area monitoring requirements:

- _____ Minutes after work is completed, including all coffee or lunch breaks, that Fire Watch will be provided.
- Fire watch is supplied with suitable extinguishers and/or charged small hose
- Fire watch is trained in the use of this equipment and in sounding alarm
- Include additional watch for adjoining areas, above, or below
- _____ Hours after job is completed that hot work area will be periodically inspected/monitored

Other precautions taken:

- Confined Space or Lockout/ Tagout permit completed if needed
- Area smoke or heat detection has been disabled if present
- Other: _____

Fold Here

Fold Here

WARNING!

HOT WORK IN PROGRESS WATCH FOR FIRE!

IN CASE OF AN EMERGENCY

CALL:	_____
AT:	_____

WARNING!